



$x_3=s_0*0, y_3=s_0*6.67$ **xw:yw=3:2=28,0cm:18,7cm, s0=2,8 cm, scale=0,425** $x_2=s_0*10, y_2=s_0*6.67$

$x_3u=0+s_0/4, y_3u=s_0*6/67-s_0/4$ 9 step series ... $x_2u=s_0*10-s_0/4, y_2u=s_0*6.67-s_0/4$



9 step series ...



0,00 $c_1=0,12$ $c_2=0,25$ $c_3=0,37$ $c_4=0,50$ $c_5=0,62$ $c_6=0,75$ $c_7=0,87$ 1,00


calculation with visual experimental (e) data adjusted above

$a_1=e_08, b_1=e_04*a_1, b_3=e_48(1-b_2)+b_2, c_2=b_1, c_4=b_2, c_6=b_3$
 $c_1=e_02*b_1, c_3=e_24(b_2-b_2)+b_1, c_5=e_46(b_3-b_2)+b_2, c_7=e_68(1-b_3)+b_3$

save 7 data above as text

save 9 data below as text

+0,04 \diamond +0,04 \diamond +0,04 \diamond +0,04 \diamond +0,04 \diamond +0,04 \diamond +0,04 \diamond +0,04 \diamond -0,04 \diamond



0,00 $c_1=0,12$ $c_2=0,25$ $c_3=0,37$ $c_4=0,50$ $c_5=0,62$ $c_6=0,75$ $c_7=0,87$ 1,00

grey example
difference visible?



0,25 +0,06 \diamond adjust threshold
 0,25 +0,00 \diamond no change

adjust and proof threshold of
the linearized output

restart with image 1
 $x_{1u}=s_0*10-s_0/4, y_{1u}=s_0/4$

$x_{0u}=0+s_0/4, y_{0u}=s_0/4$

$x_0=s_0*0, y_0=s_0*0$

$x_1=s_0*10, y_1=s_0*0$