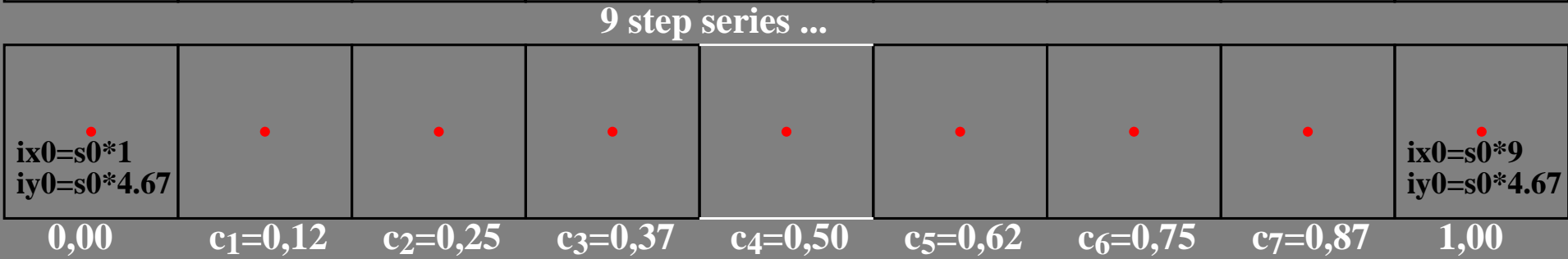
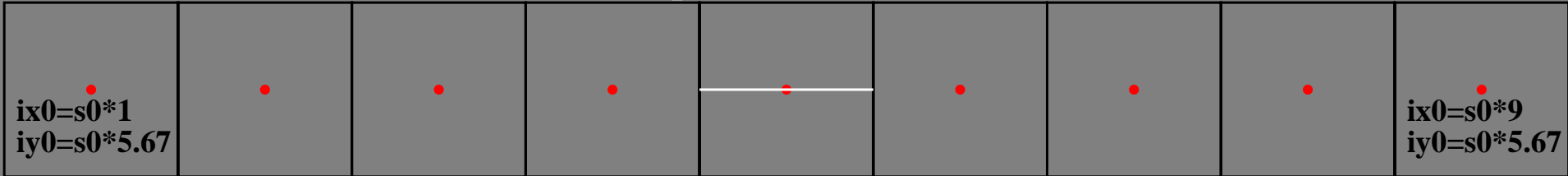


$x_3=s_0*0, y_3=s_0=6.67$ **xw:yw=3:2=28,0cm:18,7cm, s0=2,8 cm, scale=0,9** $x_2=s_0*10, y_2=s_0*6.67$

$x_{3u}=0+s_0/4, y_{3u}=s_0*6/67-s_0/4$ 9 step series ... $x_{2u}=s_0*10-s_0/4, y_{2u}=s_0*6.67-s_0/4$



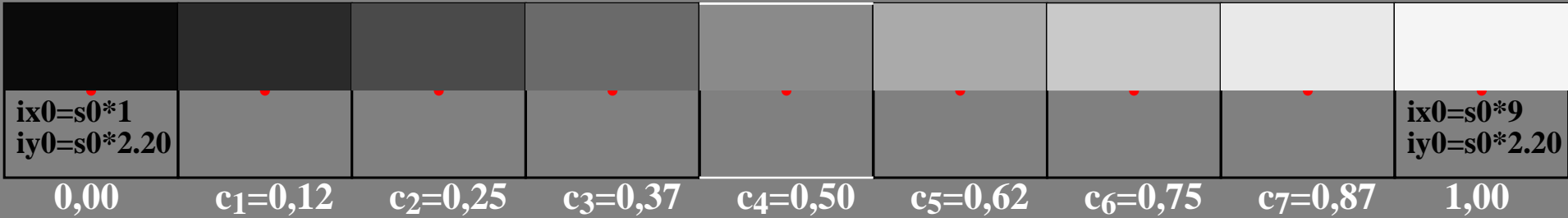
calculation with visual experimental (e) data adjusted above

$a_1=e_08, b_1=e_04*a_1, b_3=e_48(1-b_2)+b_2, c_2=b_1, c_4=b_2, c_6=b_3$
 $c_1=e_02*b_1, c_3=e_24(b_2-b_2)+b_1, c_5=e_46(b_3-b_2)+b_2, c_7=e_68(1-b_3)+b_3$

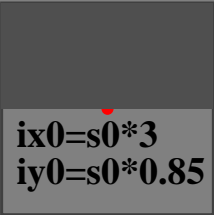
save 7 data above as text

save 9 data below as text

+0,04 ⚡ +0,04 ⚡ +0,04 ⚡ +0,04 ⚡ +0,04 ⚡ +0,04 ⚡ +0,04 ⚡ +0,04 ⚡ -0,04 ⚡



grey example
difference visible?



0,25 +0,06 ⚡ adjust threshold
 0,25 +0,00 ⚡ no change

adjust and proof threshold of
the linearized output

restart with image 1

$x_{0u}=0+s_0/4, y_{0u}=s_0/4$ $x_{1u}=s_0*10-s_0/4, y_{1u}=s_0/4$

$x_0=s_0*0, y_0=s_0*0$ $x_1=s_0*10, y_1=s_0*0$