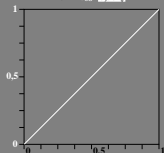


A choice of a value different "0.50" changes the grey sample and surround. Beginners often have difficulties to choose an appropriate value. Therefore it is recommended for beginners to proceed with image 2. After a restart of the experiment, a value different "0.50" may be used.

adjust visual equal difference for one of 3 steps



Output (9 steps)  
adjusted spacing  
 $0 \leq r_{gb}^{b^*}_{out} \leq 1$



go to next image 2

one experimental value:  
 $\epsilon_{08}$

equally spaced  
 $0 \leq r_{gb}^{b^*}_{in} \leq 1$   
Input (9 steps)

heq80-1a, image 1, produce equal visual difference between Magenta M – Magenta Mw – White

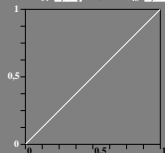
9 step series based only on the visual adjustment of image 1 with value "0.50" or different



adjust visual equal difference for two of 5 steps



Output (9 steps)  
adjusted spacing  
 $0 \leq r_{gb}^{b^*}_{out} \leq 1$



go to next image 3

two experimental values:  
 $\epsilon_{04}, \epsilon_{48}$

equally spaced  
 $0 \leq r_{gb}^{b^*}_{in} \leq 1$   
Input (9 steps)

heq80-2a, image 2, produce equal visual difference between two of five steps

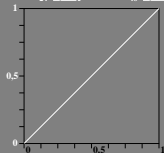
9 step series based only on the visual adjustment of image 1 with value "0.50" or different



adjust visual equal difference for four of 9 steps



Output (9 steps)  
adjusted spacing  
 $0 \leq r_{gb}^{b^*}_{out} \leq 1$



go to next image 4

four experimental values:  
 $\epsilon_{02}, \epsilon_{24}, \epsilon_{46}, \epsilon_{68}$

save 7 data above as text

equally spaced  
 $0 \leq r_{gb}^{b^*}_{in} \leq 1$   
Input (9 steps)

heq80-3a, image 3, produce equal visual difference between four of nine steps

heq80-3n

9 step series based only on the visual adjustment of image 1 with value "0.50" or different



9 step series based on all visual adjustments used for output linearization



calculation with visual experimental (e) data adjusted above

$a_1 = \epsilon_{08}, b_1 = \epsilon_{04} * a_1, b_2 = \epsilon_{48} (1 - b_2) + b_2, c_2 = b_1, c_4 = b_2, c_6 = b_3$   
 $c_1 = \epsilon_{02} * b_1, c_3 = \epsilon_{24} (b_2 - b_2) + b_1, c_5 = \epsilon_{46} (b_3 - b_2) + b_2, c_7 = \epsilon_{68} (1 - b_3) + b_3$

save 7 data above as text

save 9 data below as text

$\pm 0.04$   $\pm 0.04$   $\pm 0.04$   $\pm 0.04$   $\pm 0.04$   $\pm 0.04$   $\pm 0.04$   $\pm 0.04$   $\pm 0.04$   $\pm 0.04$



0,00  $c_1=0,12$   $c_2=0,25$   $c_3=0,37$   $c_4=0,50$   $c_5=0,62$   $c_6=0,75$   $c_7=0,87$  1,00

grey example  
difference visible?

$0,25 \pm 0,06$  adjust threshold  
 $0,25 \pm 0,00$  no change

adjust and proof threshold of  
the linearized output

restart with image 1

heq80-4a, image 4, adjust visual threshold ( $\pm 0.04$ ) of 9 steps; all equal?