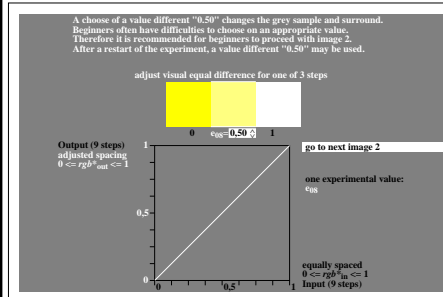


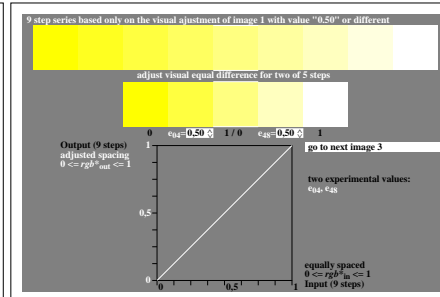
<http://farbe.li.tu-berlin.de/heq6/heq6l0na.txt> / .ps; only vector graphic VG; start output
see separate images of this page: <http://farbe.li.tu-berlin.de/heq6/heq6.htm>

see similar files of the whole serie: <http://farbe.li.tu-berlin.de/heqs.htm>
technical information: <http://farbe.li.tu-berlin.de> or <http://color.li.tu-berlin.de>

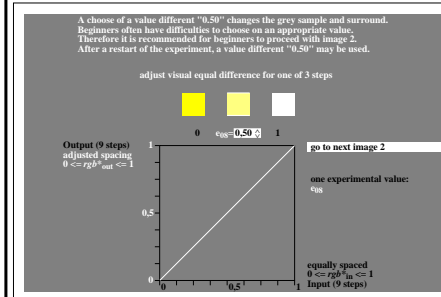
TUB registration: 20241201-heq6/heq6l0na.txt / .ps
application for evaluation and measurement of display or print output
TUB material: code=rh4ta



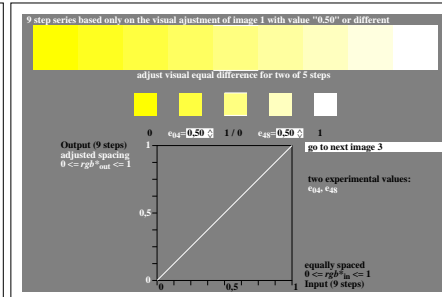
heq60-1a, image 1, produce equal visual difference between Yellow Y – Yellow Yw – White W



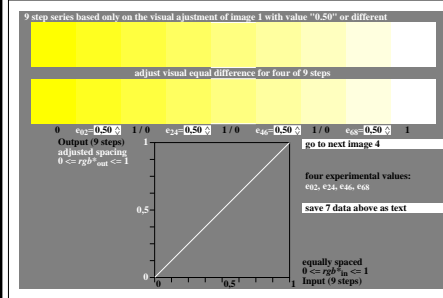
heq60-2a, image 2, produce equal visual difference between two of five steps



heq61-1a, image 1, produce equal visual difference between Yellow Y – Yellow Yw – White W




heq61-2a, image 2, produce equal visual difference between two of five steps

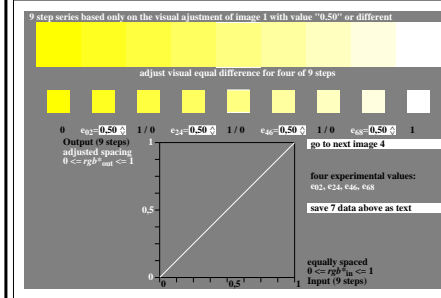


heq60-3a, image 3, produce equal visual difference between four of nine steps

heq60-3n

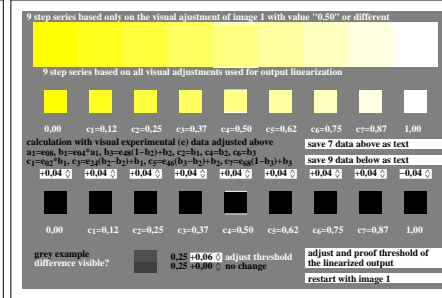


heq60-4a, image 4, adjust visual threshold (+0.047) of 9 steps; all equal?

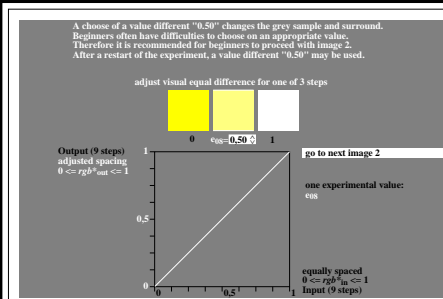


heq61-3a, image 3, produce equal visual difference between four of nine steps

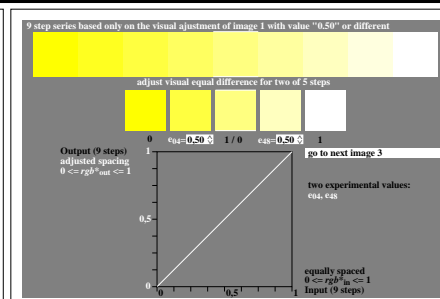
heq61-3n



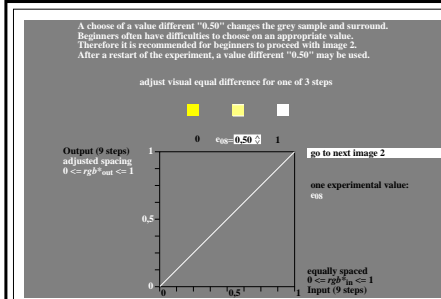
heq61-4a, image 4, adjust visual threshold (+0.047) of 9 steps; all equal?



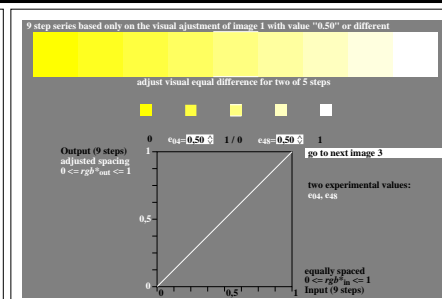
heq60-5a, image 1, produce equal visual difference between Yellow Y – Yellow Yw – White W



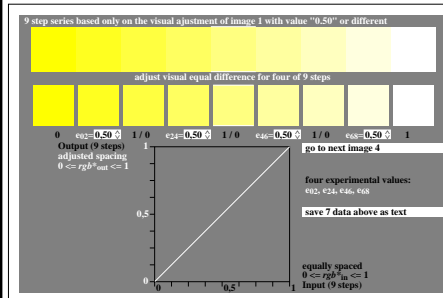
heq60-6a, image 2, produce equal visual difference between two of five steps



heq61-5a, image 1, produce equal visual difference between Yellow Y – Yellow Yw – White W

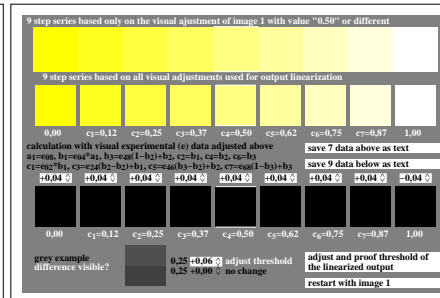


heq61-6a, image 2, produce equal visual difference between two of five steps

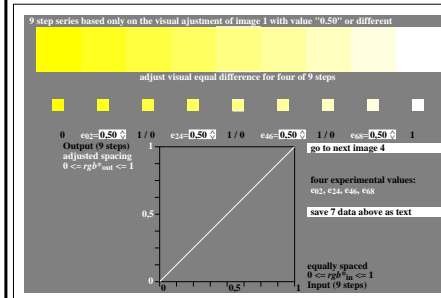


heq60-7a, image 3, produce equal visual difference between four of nine steps

heq60-7n

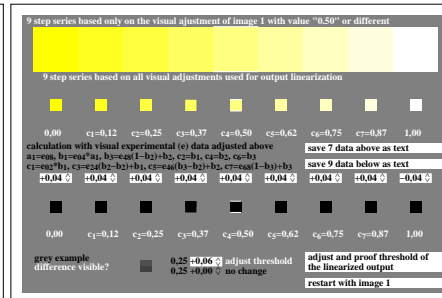


heq60-8a, image 4, adjust visual threshold (+0.047) of 9 steps; all equal?



heq61-7a, image 3, produce equal visual difference between four of nine steps

heq61-7n



heq61-8a, image 4, adjust visual threshold (+0.047) of 9 steps; all equal?

TUB-test chart heq6; Adjacent and separated colours with increasing luminance
Output linearization and thresholds for the 9 step equally spaced colour series Yellow Y – White W