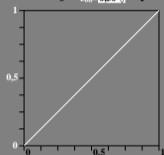


A choice of a value different "0.50" changes the grey sample and surround. Beginners often have difficulties to choose an appropriate value. Therefore it is recommended for beginners to proceed with image 2. After a restart of the experiment, a value different "0.50" may be used.

adjust visual equal difference for one of 3 steps



Output (9 steps)  
adjusted spacing  
 $0 \leq r_{gb}^{b^*}_{out} \leq 1$



go to next image 2

one experimental value:  
 $e_{08}$

equally spaced  
 $0 \leq r_{gb}^{b^*}_{in} \leq 1$   
Input (9 steps)

heq40-5a, image 1, produce equal visual difference between Green G – Green Gw – White W

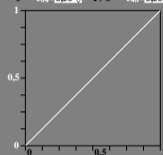
9 step series based only on the visual adjustment of image 1 with value "0.50" or different



adjust visual equal difference for two of 5 steps



Output (9 steps)  
adjusted spacing  
 $0 \leq r_{gb}^{b^*}_{out} \leq 1$




go to next image 3

two experimental values:  
 $e_{04}, e_{48}$

equally spaced  
 $0 \leq r_{gb}^{b^*}_{in} \leq 1$   
Input (9 steps)

heq40-6a, image 2, produce equal visual difference between two of five steps

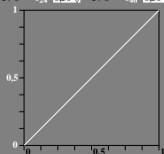
9 step series based only on the visual adjustment of image 1 with value "0.50" or different



adjust visual equal difference for four of 9 steps



Output (9 steps)  
adjusted spacing  
 $0 \leq r_{gb}^{b^*}_{out} \leq 1$



go to next image 4

four experimental values:  
 $e_{02}, e_{24}, e_{46}, e_{68}$


save 7 data above as text

equally spaced  
 $0 \leq r_{gb}^{b^*}_{in} \leq 1$   
Input (9 steps)

heq40-7a, image 3, produce equal visual difference between four of nine steps

heq40-7n

9 step series based only on the visual adjustment of image 1 with value "0.50" or different



9 step series based on all visual adjustments used for output linearization



calculation with visual experimental (e) data adjusted above

$a_1=e_{08}, b_1=e_{04}^*a_1, b_2=e_{48}(1-b_2)+b_2, c_2=b_1, c_4=b_2, c_6=b_1$   
 $c_1=e_{02}^*b_1, c_3=e_{24}(b_1-b_2)+b_1, c_5=e_{46}(b_1-b_2)+b_2, c_7=e_{68}(1-b_2)+b_3$

save 7 data above as text

save 9 data below as text



grey example  
difference visible?

0.25  $\pm 0.06$  adjust threshold  
0.25  $\pm 0.00$  no change

adjust and proof threshold of  
the linearized output

restart with image 1

heq40-8a, image 4, adjust visual threshold ( $\pm 0.04$ ?) of 9 steps; all equal?