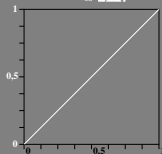


A choose of a value different "0.50" changes the grey sample and surround.
 Beginners often have difficulties to choose on an appropriate value.
 Therefore it is recommended for beginners to proceed with image 2.
 After a restart of the experiment, a value different "0.50" may be used.

adjust visual equal difference for one of 3 steps



Output (9 steps)
 adjusted spacing
 $0 \leq rg b^s_{out} \leq 1$



go to next image 2

one experimental value:
 e_{08}

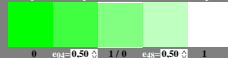
equally spaced
 $0 \leq rg b^s_{in} \leq 1$
 Input (9 steps)

heq40-1a, image 1, produce equal visual difference between Green G – Green Gw – White W

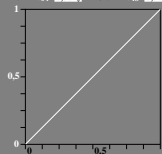
9 step series based only on the visual adjustment of image 1 with value "0.50" or different



adjust visual equal difference for two of 5 steps



Output (9 steps)
 adjusted spacing
 $0 \leq rg b^s_{out} \leq 1$



go to next image 3

two experimental values:
 e_{04}, e_{48}


equally spaced
 $0 \leq rg b^s_{in} \leq 1$
 Input (9 steps)

heq40-2a, image 2, produce equal visual difference between two of five steps

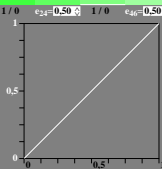
9 step series based only on the visual adjustment of image 1 with value "0.50" or different



adjust visual equal difference for four of 9 steps



Output (9 steps)
 adjusted spacing
 $0 \leq rg b^s_{out} \leq 1$



go to next image 4

four experimental values:
 $e_{02}, e_{24}, e_{46}, e_{68}$

save 7 data above as text

equally spaced
 $0 \leq rg b^s_{in} \leq 1$
 Input (9 steps)


heq40-3a, image 3, produce equal visual difference between four of nine steps

heq40-3n

9 step series based only on the visual adjustment of image 1 with value "0.50" or different



9 step series based on all visual adjustments used for output linearization



calculation with visual experimental (e) data adjusted above

$a1=e_{08}, b1=e_{04} \cdot a1, b3=e_{48}(1-b2)+b2, c2=b1, c4=b2, c6=b3$
 $c1=e_{02} \cdot b1, c3=e_{24}(b1-b2)+b1, c5=e_{46}(b1-b2)+b2, c7=e_{68}(1-b3)+b3$

save 7 data above as text

save 9 data below as text

$+0,04 \quad +0,04 \quad +0,04 \quad +0,04 \quad +0,04 \quad +0,04 \quad +0,04 \quad +0,04 \quad +0,04$



0,00 c1=0,12 c2=0,25 c3=0,37 c4=0,50 c5=0,62 c6=0,75 c7=0,87 1,00

grey example
 difference visible?

0,25 $+0,06$ \rightarrow adjust threshold
 0,25 $+0,00$ \rightarrow no change

adjust and proof threshold of
 the linearized output

restart with image 1

heq40-4a, image 4, adjust visual threshold (+0,04?) of 9 steps; all equal?