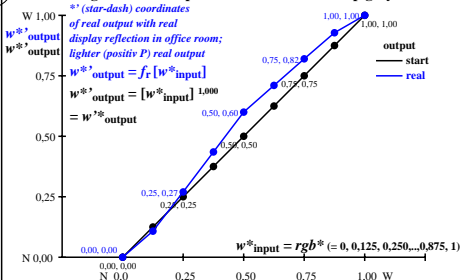
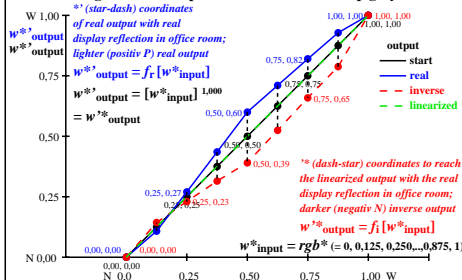


Colour management for output linearization of a 9 step grey scale



Colour management for output linearization of a 9 step grey scale



hel40-3n

hel41-3n

Three, 5 and 9 colour steps for visual evaluation s: 0, 125, 250, 375, 500, 625, 750, 875, 1000 $L^*_{TUBLOG,U}=[50/\log(5)] \log(Y/Y_U)+50, Y_N=4, Y_U=20, Y_W=100$
 Blue B00w – Blue B16w = White W



Three, 5 and 9 colour steps, numeric specification


0,00	e08=0, ..	1,00	0,00	e04=0, ..	1,00	0,00	e48=0, ..	1,00	0,00	e02=0, ..	1,00	0,00	e46=0, ..	1,00	0,00	e68=0, ..	1,00							
0,00	a1=e08	1,00	0,00	b1=e04*a1	b2=a1	0,00	b3=e48*	(1-b2)+b2	0,00	c1=e02*b1	c2=b1	0,00	c3=e24*	(b2-b1)+b1	0,00	c4=b2	0,00	c5=e46*	(b3-b2)+b2	0,00	c6=b3	0,00	c7=e68*	(1-b3)+b3

Three, 5 and 9 colour steps, numeric calculation example

0,00	0,60	1,00	0,00	0,45	1,00	0,00	0,55	1,00	0,00	0,40	1,00	0,00	0,49	1,00	0,00	0,50	1,00	0,00	0,60	1,00	0,00	0,60	1,00	0,00	0,60	1,00	
0,000	0,600	1,000	0,000	0,270	0,600	0,000	0,820	1,000	0,000	0,108	0,270	0,435	0,600	0,710	0,820	0,928	1,000	0,000	0,143	0,230	0,314	0,390	0,524	0,658	0,787	0,928	1,000

r: 0, 108, 270, 435, 600, 710, 820, 928, 1000 i: 0, 143, 230, 314, 390, 524, 658, 787, 1000

Three, 5 and 9 colour steps, produced visual linearization $L^*_{TUBLOG,U}=[50/\log(5)] \log(Y/Y_U)+50, Y_N=4, Y_U=20, Y_W=100$
 Blue B00w – Blue B16w = White W



see similar files of the whole serie: <http://farbe.li.tu-berlin.de/hels.htm>
 technical information: <http://farbe.li.tu-berlin.de> or <http://color.li.tu-berlin.de>

TUB registration: 20241001-hel4/hel4l0n1.txt / .ps
 application for evaluation and measurement of display or print output
 TUB material: code=thata