

<http://farbe.li.tu-berlin.de/gex1/gex1l0np.pdf> / .ps; only vector graphic VG; start output  
 see separate images of this page: <http://farbe.li.tu-berlin.de/gex1/gex1.htm>

Three, 5 and 9 colour steps for visual evaluation

0, 125, 250, 375, 500, 625, 750, 875, 1000  
 Black N00w – Black N16w = White W

$L^*_{TUBLOG,U} = 50 \log(Y / 5Y_U) + 50, Y_N=4, Y_U=20, Y_W=100$




gex10-1n, Test samples: 3, 5 and 9 colour steps, greu=0.500, expu=1.000, expa=1.000, indexLFI=20, IMR=FLVLF

Three, 5 and 9 colour steps for visual evaluation

0, 15, 62, 140, 250, 390, 562, 765, 1000  
 Black N00w – Black N16w = White W

$L^*_{TUBLOG,U} = 50 \log(Y / 5Y_U) + 50, Y_N=4, Y_U=20, Y_W=100$




gex10-3n, Test samples: 3, 5 and 9 colour steps, greu=0.500, expu=2.000, expa=2.000, indexLFI=17, IMR=FLVLF

Three, 5 and 9 colour steps for visual evaluation

0, 353, 500, 612, 707, 790, 866, 935, 1000  
 Black N00w – Black N16w = White W

$L^*_{TUBLOG,U} = 50 \log(Y / 5Y_U) + 50, Y_N=4, Y_U=20, Y_W=100$




gex10-5n, Test samples: 3, 5 and 9 colour steps, greu=0.500, expu=0.500, expa=0.500, indexLFI=16, IMR=FLVLF

Three, 5 and 9 colour steps for visual evaluation

0, 44, 125, 229, 353, 494, 649, 818, 1000  
 Black N00w – Black N16w = White W

$L^*_{TUBLOG,U} = 50 \log(Y / 5Y_U) + 50, Y_N=4, Y_U=20, Y_W=100$



gex10-7n, Test samples: 3, 5 and 9 colour steps, greu=0.500, expu=1.500, expa=1.500, indexLFI=19, IMR=FLVLF

TUB-test chart gex1; Linearization code  $IMR-000LF$  and Gamma (76 lines) in (1/3/5/7)n  
 inverse Gamma=1, 0,5, 2, 0,6667; series N–W with 3, 5, 9 steps; U: (1/3/5/7/9)n=N(08/08/08/08)w

see similar files of the whole serie: <http://farbe.li.tu-berlin.de/gexs.htm>  
 technical information: <http://farbe.li.tu-berlin.de> or <http://color.li.tu-berlin.de>

TUB registration: 20240801-gex1/gex1l0np.pdf / .ps  
 application for evaluation and measurement of display or print output  
 TUB material: code=rh4ta