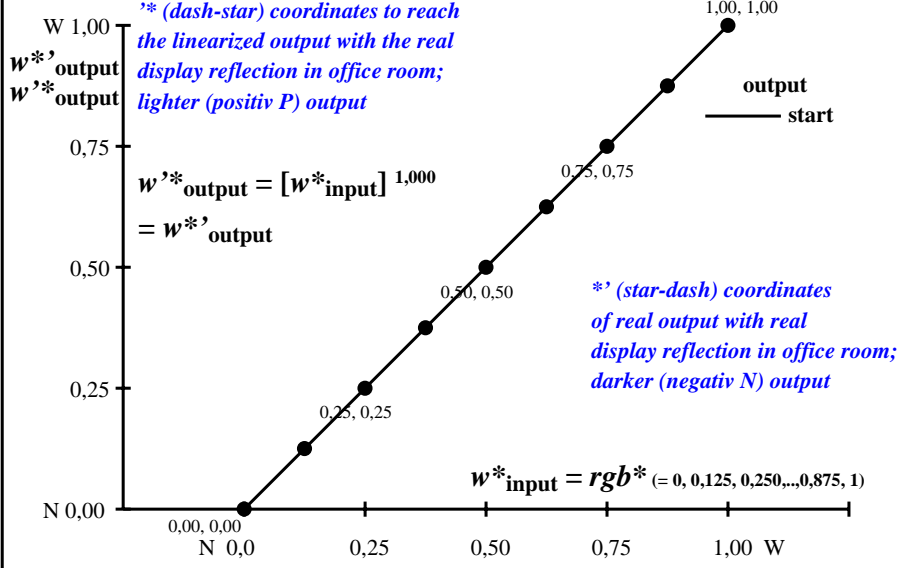
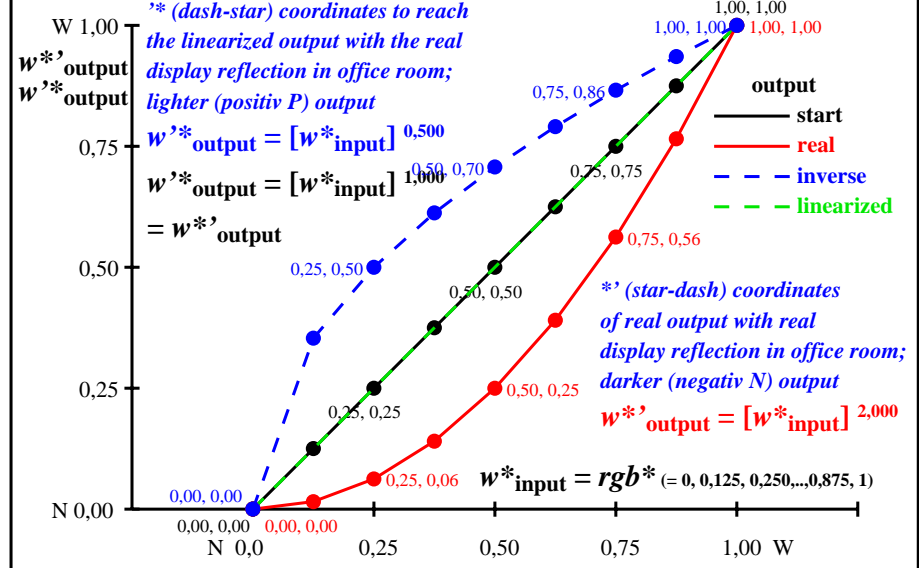


Colour management for output linearization of a 9 step grey scale



Colour management for output linearization of a 9 step grey scale




gev40-3n

gev41-3n



gev40-5n, Test samples: 3, 5 and 9 colour steps, greu=0,500, expu=1,000, expa=1,000



gev40-7n, Test samples: 3, 5 and 9 colour steps, greu=0,500, expu=2,000, expa=2,000

TUB-test chart gev4; Linearization code *1MR-000LF* and Gamma (76 lines) in (5/7)n
 Gamma=1 (start), 2 (real) and 0,5 (inverse); linearisation: Gamma=1(5n), 1(7n,U=N04w->N04w)

see similar files of the whole serie: <http://farbe.li.tu-berlin.de/gev4/gev410na.txt> or <http://color.li.tu-berlin.de>

TUB registration: 202240801-gev4/gev410na.txt/.ps
 application for evaluation and measurement of display or print output

TUB material: code=rhadata