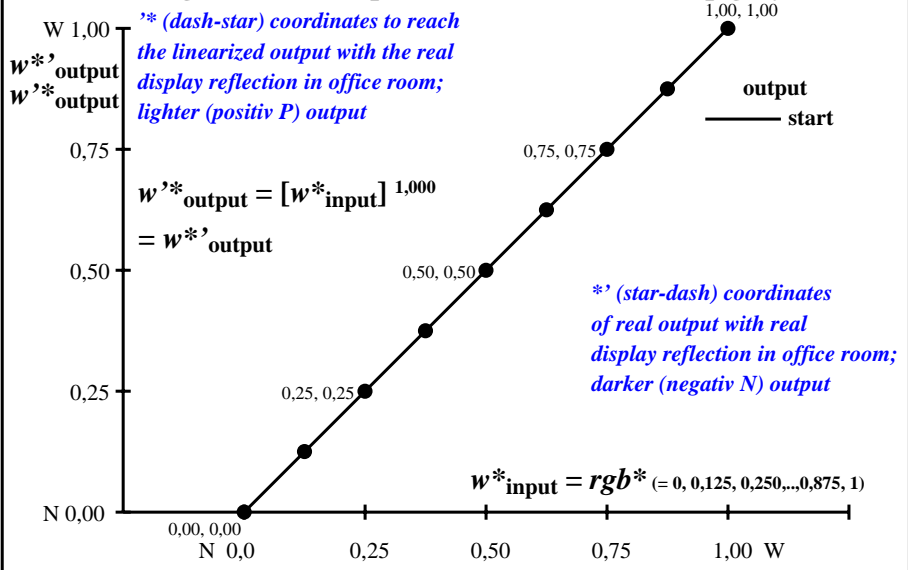
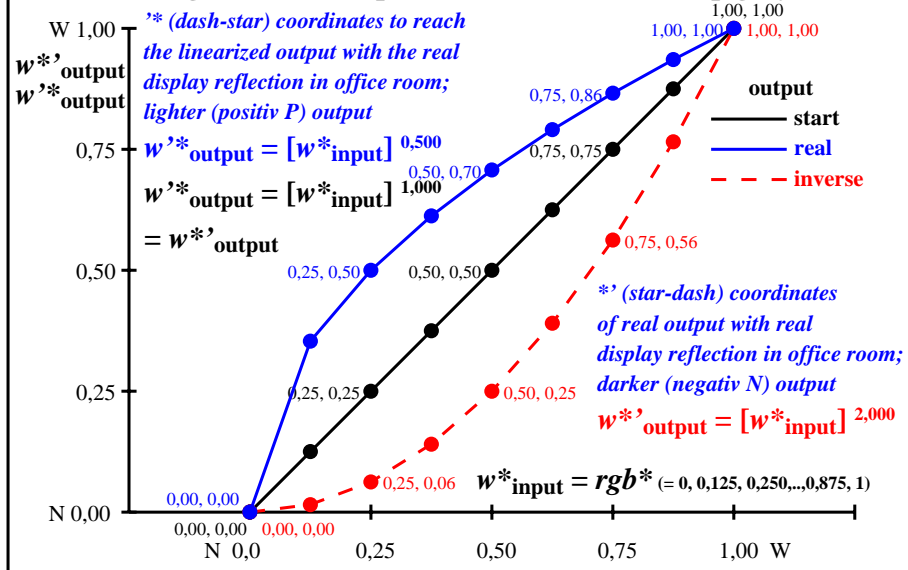


Colour management for output linearization of a 9 step grey scale




Colour management for output linearization of a 9 step grey scale




ger60-3n

ger61-3n



ger60-5n, Test samples: 3, 5 and 9 colour steps, greu=0,500, expu=1,000, expa=1,000



ger60-7n, Test samples: 3, 5 and 9 colour steps, greu=0,500, expu=0,500, expa=0,500

TUB-test chart ger6; This is an example text for many applications

see similar files of the whole serie: <http://farbe.li.tu-berlin.de/ger6/ger610np.pdf> / ps
 technical information: <http://farbe.li.tu-berlin.de> or <http://color.li.tu-berlin.de>

TUB registration: 20240701-ger6/ger610np.pdf / ps
 application for evaluation and measurement of display or print output

TUB material: code=rh4ta