
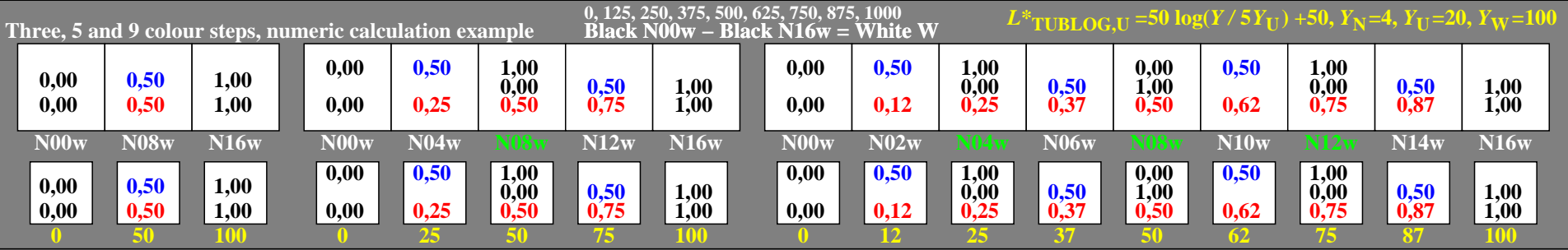


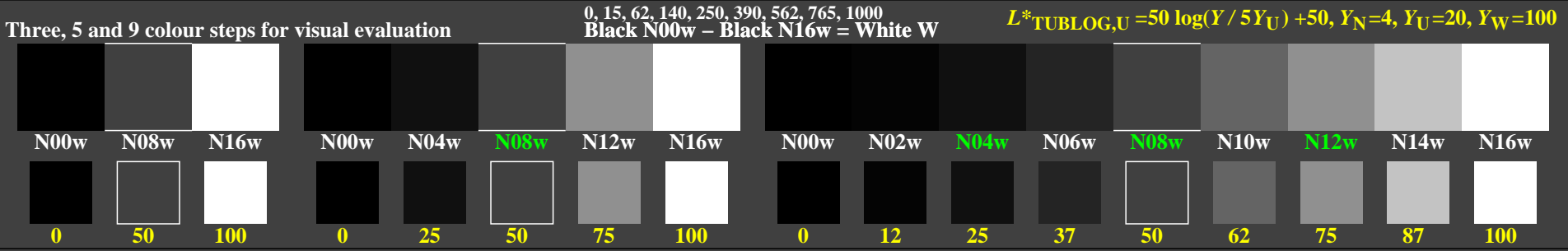
<http://farbe.li.tu-berlin.de/gep2/gep210na.txt> / .ps; only vector graphic VG; start output
 see separate images of this page: <http://farbe.li.tu-berlin.de/gep2/gep2.htm>



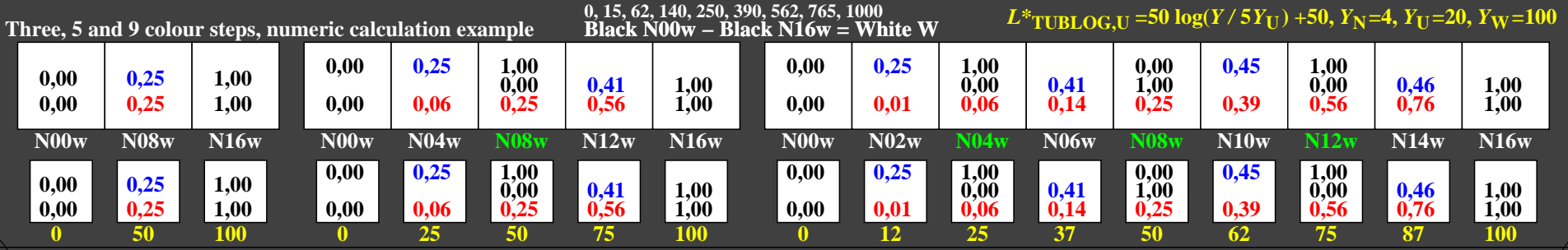
gep20-1n, Test samples: 3, 5 and 9 colour steps, greu=0.500, expu=1.000, expa=1.000



gep20-3n, Test samples: 3, 5 and 9 colour steps, greu=0.500, expu=1.000, expa=1.000



gep20-5n, Test samples: 3, 5 and 9 colour steps, greu=0.500, expu=2.000, expa=2.000



gep20-7n, Test samples: 3, 5 and 9 colour steps, greu=0.500, expu=2.000, expa=2.000

TUB-test chart gep2; Linearization code in FrameFile (FF) and Gamma (one line) in four files
 Gamma values 1 and 2 of the series N–W with 3, 5 and 9 steps

see similar files of the whole serie: <http://farbe.li.tu-berlin.de/geps.htm>
 technical information: <http://farbe.li.tu-berlin.de> or <http://color.li.tu-berlin.de>

TUB registration: 20240701-gep2/gep210na.txt / .ps
 application for evaluation and measurement of display or print output
 TUB material: code=rh4ta