
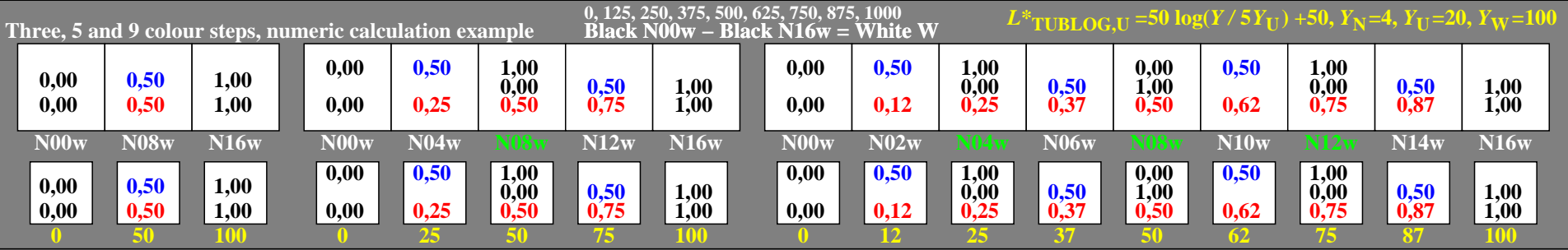


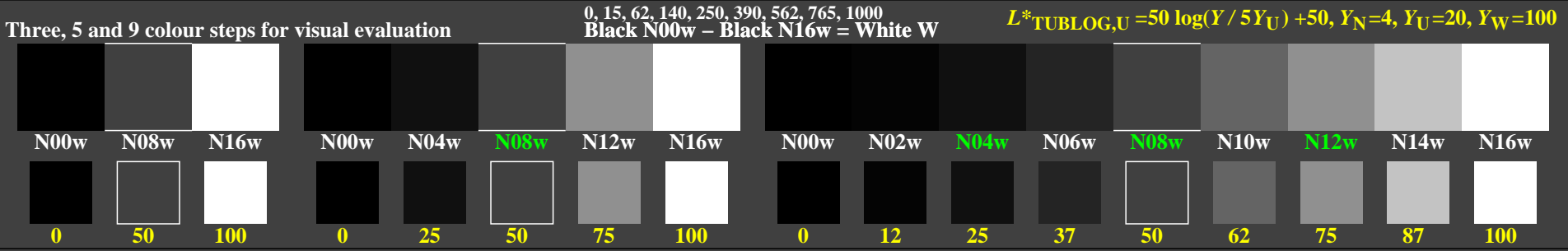
<http://farbe.li.tu-berlin.de/geo2/geo210na.txt> / .ps; only vector graphic VG; start output
 see separate images of this page: <http://farbe.li.tu-berlin.de/geo2/geo2.htm>



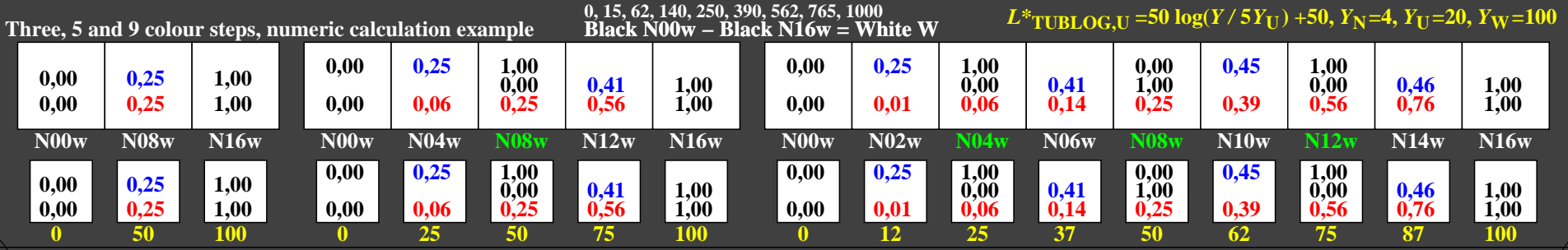
geo20-1n, Test samples: 3, 5 and 9 colour steps, greu=0.500, expu=1.000, expa=1.000



geo20-3n, Test samples: 3, 5 and 9 colour steps, greu=0.500, expu=1.000, expa=1.000



geo20-5n, Test samples: 3, 5 and 9 colour steps, greu=0.500, expu=2.000, expa=2.000



geo20-7n, Test samples: 3, 5 and 9 colour steps, greu=0.500, expu=2.000, expa=2.000

TUB-test chart geo2; File-(F)-Linearization code *IMR-0000F* and Gamma (71 lines) in four files
 Gamma values 1 and 2 of the series N–W with 3, 5 and 9 steps

see similar files of the whole serie: <http://farbe.li.tu-berlin.de/geos.htm>
 technical information: <http://farbe.li.tu-berlin.de> or <http://color.li.tu-berlin.de>

TUB registration: 20240701-geo2/geo210na.txt/.ps
 application for evaluation and measurement of display or print output
 TUB material: code=rh4ta