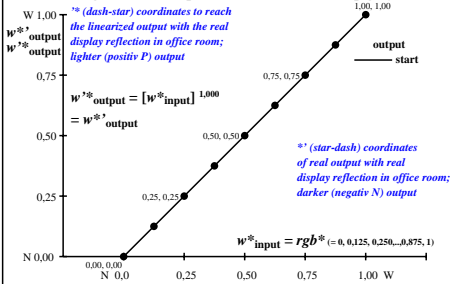


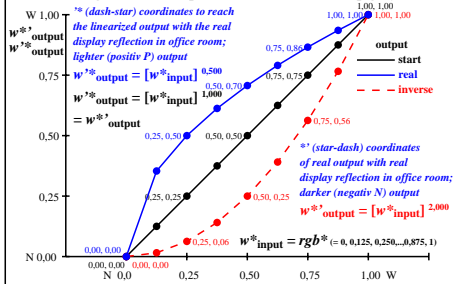


Colour management for output linearization of a 9 step grey scale



Colour management for output linearization of a 9 step grey scale



TUB-test chart gen8; Adjacent and separate colour samples for interval scaling
 Gamma values 1 (start), 0,5 (real) and 2 (inverse); constant surround U=N08w

see similar files of the whole serie: <http://farbe.li.tu-berlin.de/gens.htm>
 technical information: <http://farbe.li.tu-berlin.de> or <http://color.li.tu-berlin.de>

TUB registration: 20240701-gen8/gen8l0n1.txt / .ps
 application for evaluation and measurement of display or print output

TUB material: code=thata