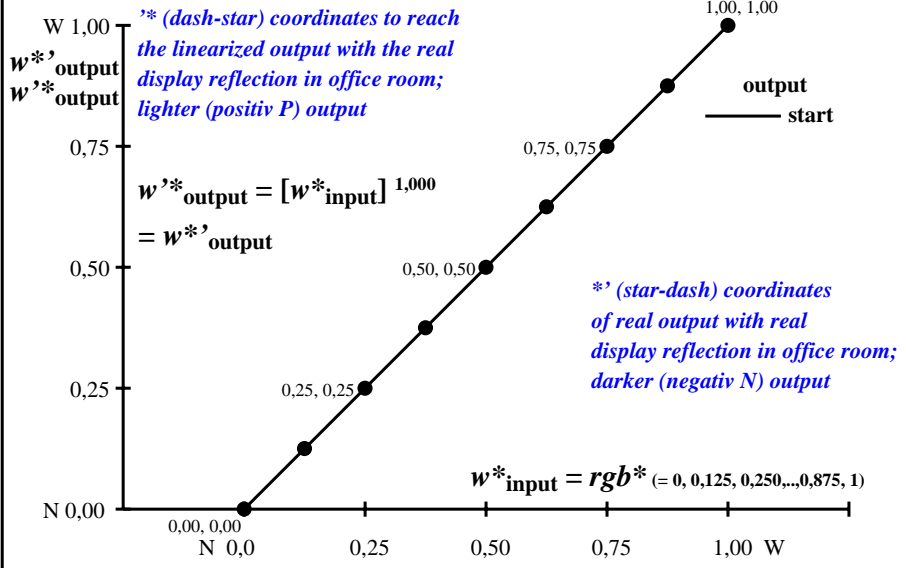
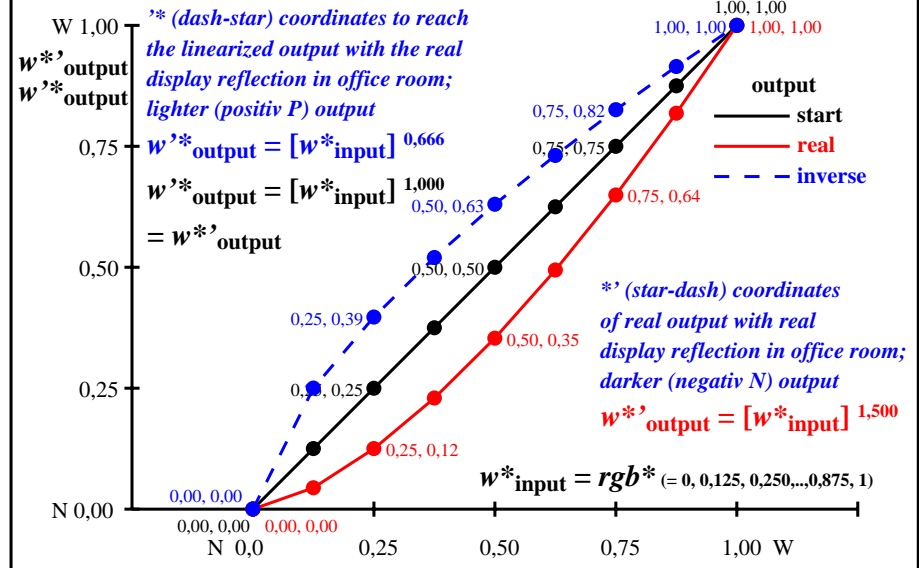


Colour management for output linearization of a 9 step grey scale





Colour management for output linearization of a 9 step grey scale



gen60-3n

gen61-3n



TUB-test chart gen6; Adjacent and separate colour samples for intervall scaling
 Gamma values 1 (start), 1,5 (real) and 0,667 (inverse); surrounds U=N08w und d=N04w

see similar files of the whole serie: <http://farbe.li.tu-berlin.de/gens.htm>
 technical information: <http://farbe.li.tu-berlin.de> OR <http://color.li.tu-berlin.de>

TUB registration: 20240701-gen6/gen610na.txt / .ps
 application for evaluation and measurement of display or print output

TUB material: code=rhadata