


<http://farbe.li.tu-berlin.de/gel3/gel310na.txt> / .ps; only vector graphic VG; start output
 see separate images of this page: <http://farbe.li.tu-berlin.de/gel3.htm>

Three, 5 and 9 colour steps for visual evaluation

0, 125, 250, 375, 500, 625, 750, 875, 1000
 Black N00b – Black N16b = Blue B

$$L^*_{TUBLOG,U} = 50 \log(Y / 5Y_U) + 50, Y_N=4, Y_U=20, Y_W=100$$

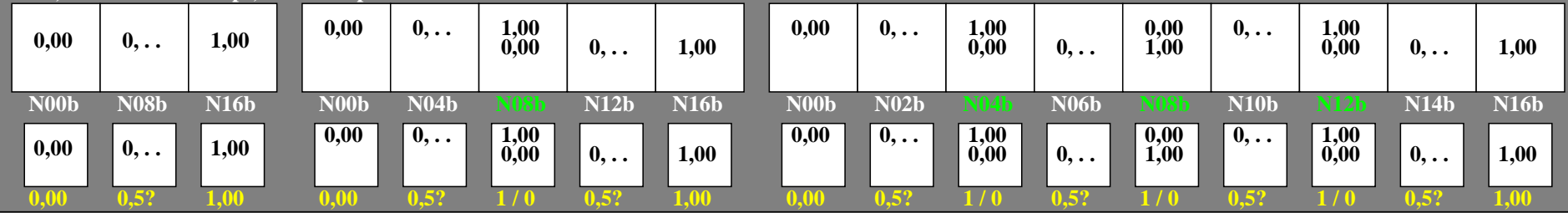


gel30-1n, Test samples: 3, 5 and 9 colour steps, greu=0.500, expu=1.000, expa=1.000

Three, 5 and 9 colour steps, numeric specification

0, 125, 250, 375, 500, 625, 750, 875, 1000
 Black N00b – Black N16b = Blue B

$$L^*_{TUBLOG,U} = 50 \log(Y / 5Y_U) + 50, Y_N=4, Y_U=20, Y_W=100$$



gel30-3n, Test samples: 3, 5 and 9 colour steps, greu=0.500, expu=1.000, expa=1.000

Three, 5 and 9 colour steps, numeric calculation

0, 125, 250, 375, 500, 625, 750, 875, 1000
 Black N00b – Black N16b = Blue B

$$L^*_{TUBLOG,U} = 50 \log(Y / 5Y_U) + 50, Y_N=4, Y_U=20, Y_W=100$$

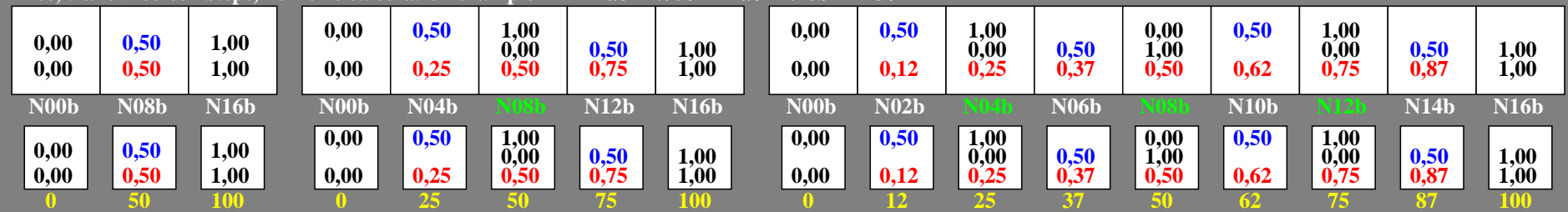


gel30-5n, Test samples: 3, 5 and 9 colour steps, greu=0.500, expu=1.000, expa=1.000

Three, 5 and 9 colour steps, numeric calculation example

0, 125, 250, 375, 500, 625, 750, 875, 1000
 Black N00b – Black N16b = Blue B

$$L^*_{TUBLOG,U} = 50 \log(Y / 5Y_U) + 50, Y_N=4, Y_U=20, Y_W=100$$



gel30-7n, Test samples: 3, 5 and 9 colour steps, greu=0.500, expu=1.000, expa=1.000

TUB-test chart gel3; Adjacent and separate colour samples for intervall scaling
 Evaluation of colour steps of the series N–B with 3, 5 and 9 steps; surround mean Grey U=N08w

see similar files of the whole serie: <http://farbe.li.tu-berlin.de/gels.htm>
 technical information: <http://farbe.li.tu-berlin.de> or <http://color.li.tu-berlin.de>

TUB registration: 202240601-gel3/gel310na.txt / .ps
 application for evaluation and measurement of display or print output

TUB material: code=rh4ta