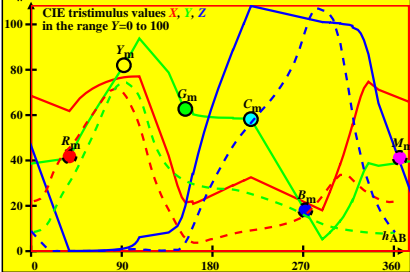
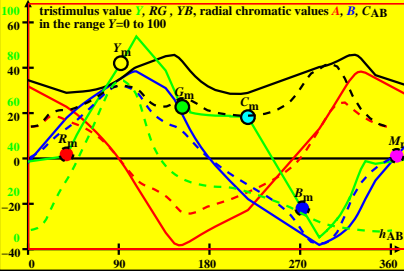


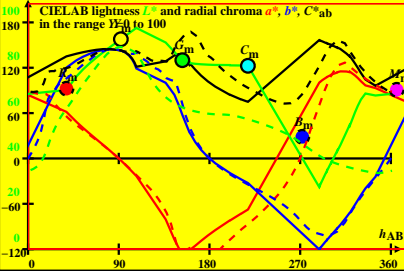
CIE data of *Ostwald* colours of maximum chromatic value
 $Y_w=100$, $Y_m=520\text{--}770$, $B_m=380\text{--}520$ for D65, and NCS for C



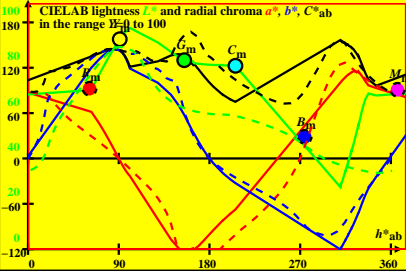
CIE data of *Ostwald* colours of maximum chromatic value
 $Y_w=100$, $Y_m=520_770$, $B_m=380_520$ for D65, and NCS for C



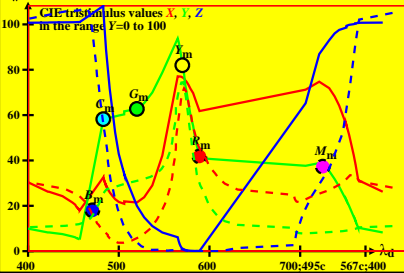
CIE data of *Ostwald* colours of maximum chromatic value
 $Y_w=100$, $Y_m=520_770$, $B_m=380_520$ for D65, and NCS for C



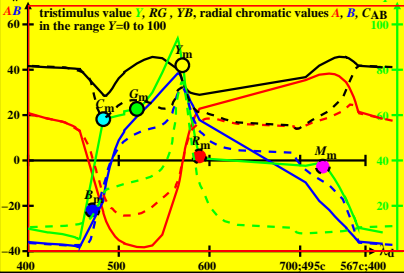
CIE data of *Ostwald* colours of maximum chromatic value
 $Y_w=100$, $Y_m=520\text{-}770$, $B_m=380\text{-}520$ for D65, and NCS for C



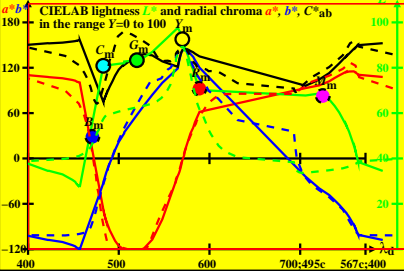
CIE data of *Ostwald* colours of maximum chromatic value
 $Y_w=100$, $Y_m=520\text{-}770$, $B_m=380\text{-}520$ for D65, and NCS for C



CIE data of *Ostwald* colours of maximum chromatic value
 $Y_w=100, Y_m=520_770, B_m=380_520$ for D65, and NCS for C



CIE data of *Ostwald* colours of maximum chromatic value
 $Y_w=100$, $Y_m=520\text{-}770$, $B_m=380\text{-}520$ for D65, and NCS for C



CIE data of *Ostwald* colours of maximum chromatic value
 $Y_w=100$, $Y_m=520\text{-}770$, $B_m=380\text{-}520$ for D65, and NCS for C

