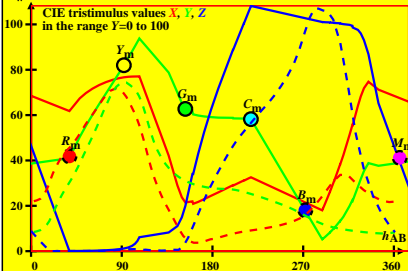
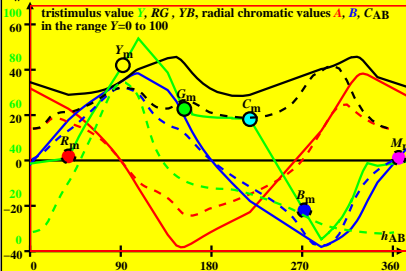


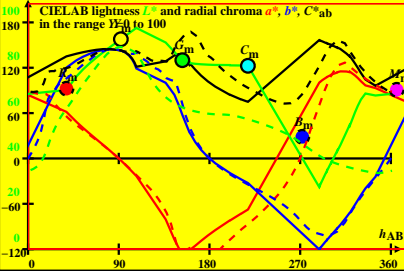
**CIE data of *Ostwald* colours of maximum chromatic value**  
 $Y_w=100$ ,  $Y_m=520\text{--}770$ ,  $B_m=380\text{--}520$  for D65, and NCS for C



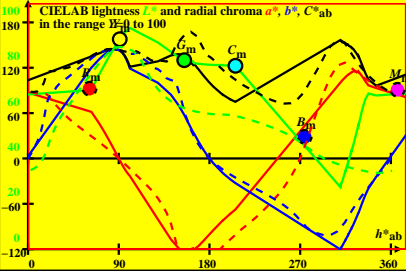
CIE data of *Ostwald* colours of maximum chromatic value  
 $Y_w=100$ ,  $Y_m=520\_770$ ,  $B_m=380\_520$  for D65, and NCS for C



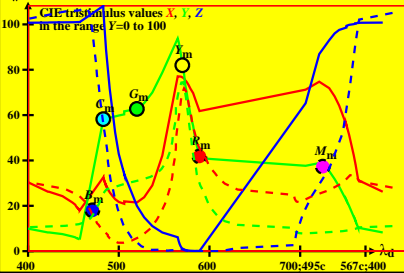
CIE data of *Ostwald* colours of maximum chromatic value  
 $Y_w=100$ ,  $Y_m=520\_770$ ,  $B_m=380\_520$  for D65, and NCS for C



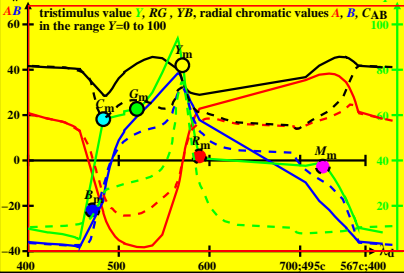
CIE data of *Ostwald* colours of maximum chromatic value  
 $Y_w=100$ ,  $Y_m=520\text{-}770$ ,  $B_m=380\text{-}520$  for D65, and NCS for C



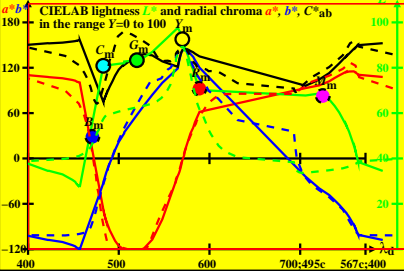
CIE data of *Ostwald* colours of maximum chromatic value  
 $Y_w=100$ ,  $Y_m=520\text{-}770$ ,  $B_m=380\text{-}520$  for D65, and NCS for C



CIE data of *Ostwald* colours of maximum chromatic value  
 $Y_w=100$ ,  $Y_m=520\_770$ ,  $B_m=380\_520$  for D65, and NCS for C



CIE data of *Ostwald* colours of maximum chromatic value  
 $Y_w=100$ ,  $Y_m=520\text{-}770$ ,  $B_m=380\text{-}520$  for D65, and NCS for C



CIE data of *Ostwald* colours of maximum chromatic value  
 $Y_w=100$ ,  $Y_m=520\text{-}770$ ,  $B_m=380\text{-}520$  for D65, and NCS for C

