


<http://farbe.li.tu-berlin.de/gei6/gei6l0n1.txt> / .ps; only vector graphic VG; start output see separate images of this page: <http://farbe.li.tu-berlin.de/gei6/gei6.htm>

0, 125, 250, 375, 500, 625, 750, 875, 1000

5/9 colour steps: Black N00y – Black N16y = Yellow Y

Black N00y – Black N16y = Yellow Y



5/9 colour steps: Black N00y – Black N16y = Yellow Y

0, 125, 250, 375, 500, 625, 750, 875, 1000


Black N00y – Black N16y = Yellow Y



5/9 colour steps: Black N00y – Black N16y = Yellow Y

0, 125, 250, 375, 500, 625, 750, 875, 1000

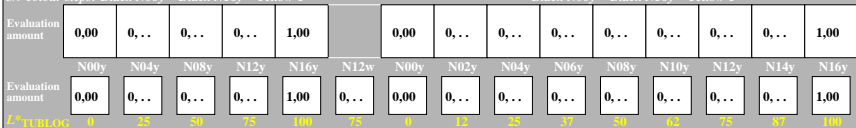
Black N00y – Black N16y = Yellow Y



5/9 colour steps: Black N00y – Black N16y = Yellow Y

0, 125, 250, 375, 500, 625, 750, 875, 1000

Black N00y – Black N16y = Yellow Y



TUB-test chart gei6; Adjacent and separate colour samples for intervall scaling, Evaluation example and evaluation of colour steps of the series N–Y with 5 and 9 steps; surround light Grey H=N12w

see similar files of the whole serie: <http://farbe.li.tu-berlin.de/gei6/s.htm>
technical information: <http://farbe.li.tu-berlin.de> or <http://color.li.tu-berlin.de>

TUB registration: 20240601-gei6/gei6l0n1.txt / .ps
application for evaluation and measurement of display or print output

TUB material: code=thata