


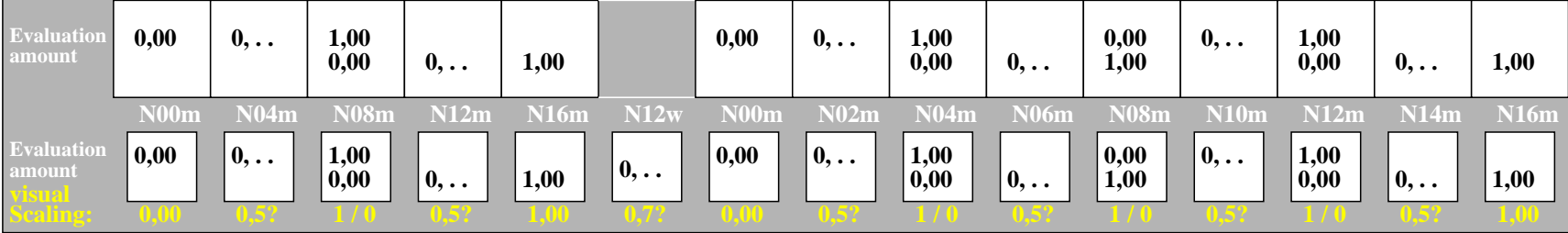
<http://farbe.li.tu-berlin.de/gei5/gei510na.txt> / .ps; only vector graphic VG; start output
 see separate images of this page: <http://farbe.li.tu-berlin.de/gei5/gei5.htm>

5/9 colour steps: Black N00m – Black N16m = Magenta M Black N00m – Black N16m = Magenta M




gei50-1n, Test samples: 5 and 9 colour steps, exp0=1, expg=1, inw=1, xchart=0

5/9 colour steps: Black N00m – Black N16m = Magenta M Black N00m – Black N16m = Magenta M



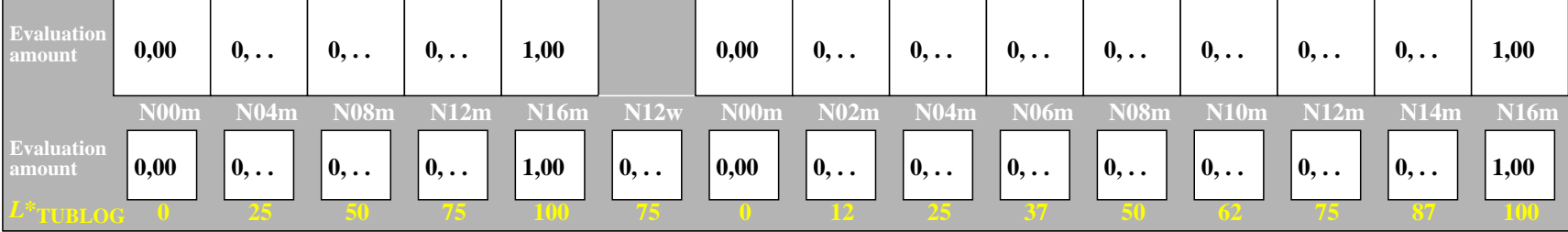
gei50-3n, Evaluation sheet: 5 and 9 colour steps, exp0=1, expg=1, inw=1, xchart=1

5/9 colour steps: Black N00m – Black N16m = Magenta M Black N00m – Black N16m = Magenta M



gei50-5n, Test samples: 5 and 9 colour steps, exp0=1, expg=1, inw=1, xchart=0

5/9 colour steps: Black N00m – Black N16m = Magenta M Black N00m – Black N16m = Magenta M



gei50-7n, Evaluation sheet: 5 and 9 colour steps, exp0=1, expg=1, inw=1, xchart=2

TUB-test chart gei5; Adjacent and separate colour samples for intervall scaling, Evaluation example and evaluation of colour steps of the series N–M with 5 and 9 steps; surround light Grey H=N12w

see similar files of the whole serie: <http://farbe.li.tu-berlin.de/gei5.htm>
 technical information: <http://farbe.li.tu-berlin.de> or <http://color.li.tu-berlin.de>

TUB registration: 20240601-gei5/gei510na.txt / .ps
 application for evaluation and measurement of display or print output

TUB material: code=rh4ta