
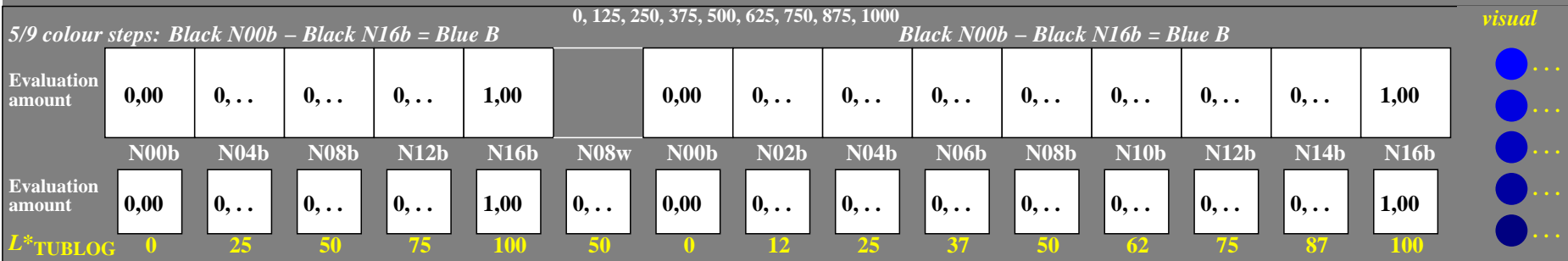



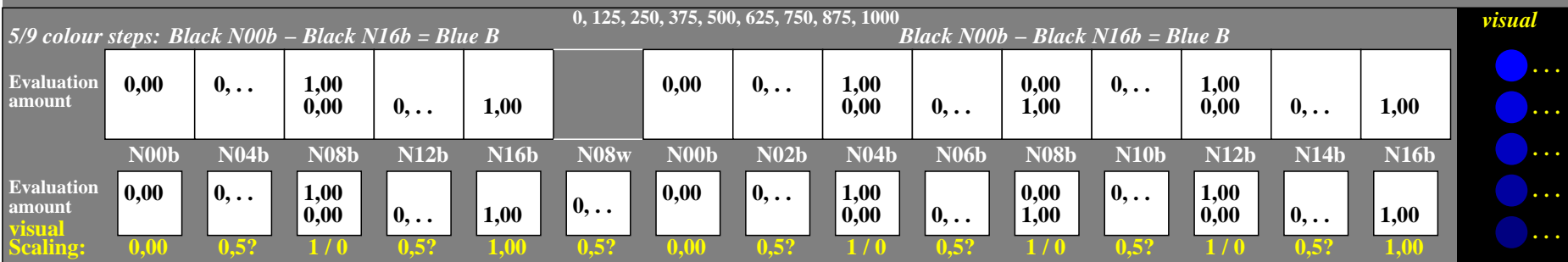



see separate images of this page: <http://farbe.li.tu-berlin.de/geg3/geg310np.pdf> / .ps; only vector graphic VG; start output

see similar files of the whole serie: <http://farbe.li.tu-berlin.de/geg3.htm> or <http://color.li.tu-berlin.de>

TUB registration: 20240601-geg3/geg310np.pdf / .ps application for evaluation and measurement of display or print output

TUB material: code=rh4ta



TUB-test chart geg3; Adjacent and separate colour samples for intervall scaling, Evaluation example and evaluation of colour steps of the series N–B with 5 and 9 steps; surround mean Grey U=N08w