

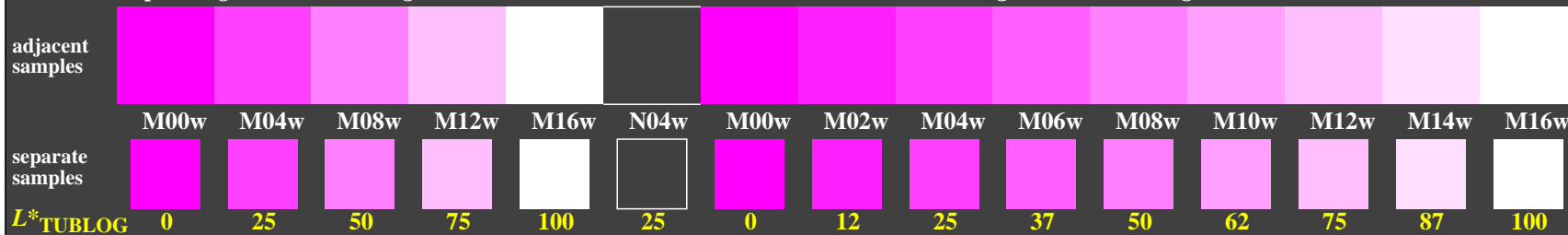


<http://farbe.li.tu-berlin.de/gef5/gef510np.pdf> / .ps; only vector graphic VG; start output
 see separate images of this page: <http://farbe.li.tu-berlin.de/gef5/gef5.htm>


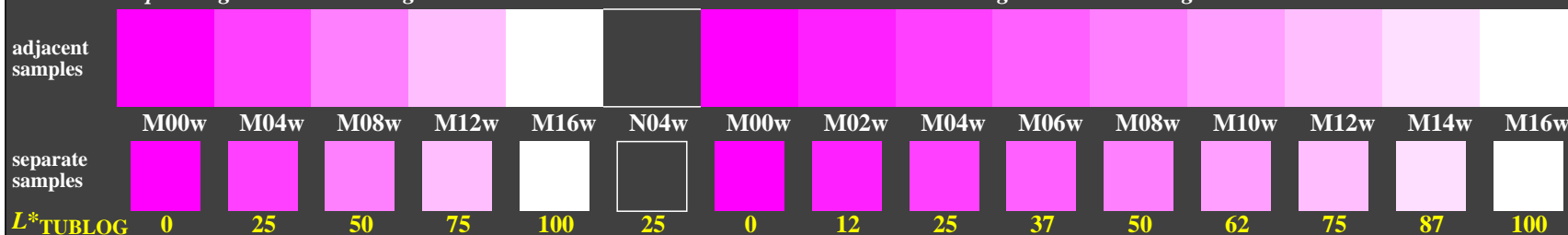
5/9 colour steps: Magenta M00w – Magenta M16w = White W Magenta M00w – Magenta M16w = White W




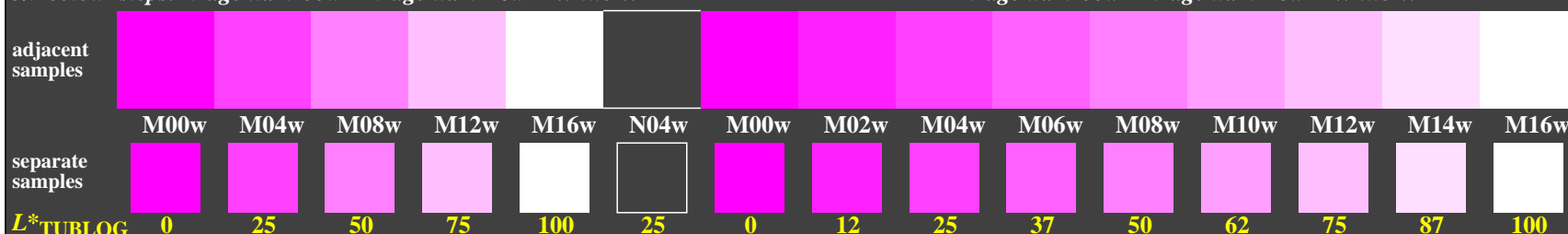
5/9 colour steps: Magenta M00w – Magenta M16w = White W Magenta M00w – Magenta M16w = White W



5/9 colour steps: Magenta M00w – Magenta M16w = White W Magenta M00w – Magenta M16w = White W



5/9 colour steps: Magenta M00w – Magenta M16w = White W Magenta M00w – Magenta M16w = White W



TUB-test chart gef5; Adjacent and separate colour samples for intervall scaling
 Evaluation of colour steps of the series M–W with 5 and 9 steps; surround dark Grey D=N04w

see similar files of the whole serie: <http://farbe.li.tu-berlin.de/gefs.htm>
<http://farbe.li.tu-berlin.de> or <http://color.li.tu-berlin.de>

TUB registration: 20240601-gef5/gef510np.pdf / ps
 application for evaluation and measurement of display or print output

TUB material: code=rh4ta