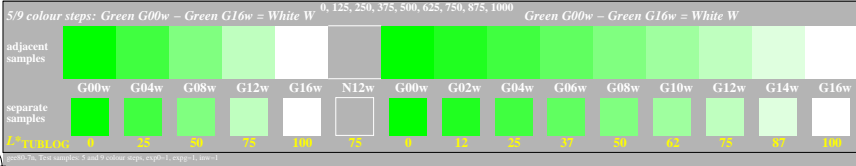
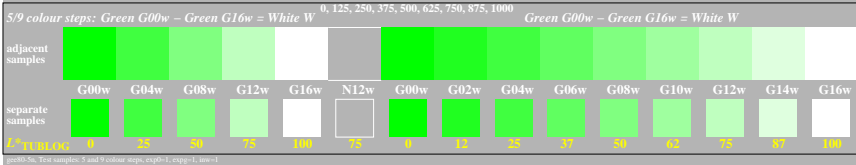
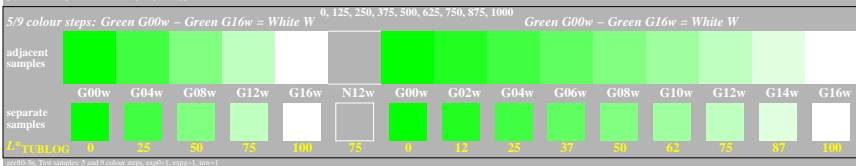
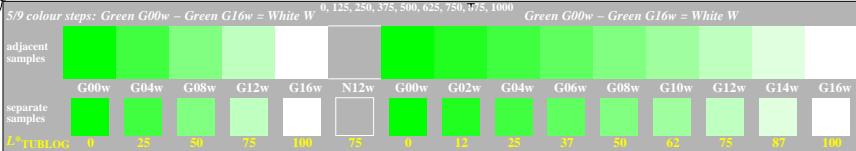


<http://farbe.li.tu-berlin.de/gee8/gee8l0n1.txt/.ps>; only vector graphic VG; start output  
 see separate images of this page: <http://farbe.li.tu-berlin.de/gee8/gee8.htm>



TUB-test chart gee8; Adjacent and separate colour samples for interval scaling  
 Evaluation of colour steps of the series G–W with 5 and 9 steps; surround light Grey H=N12w

see similar files of the whole serie: <http://farbe.li.tu-berlin.de/gee8.htm>  
 technical information: <http://farbe.li.tu-berlin.de/> or <http://color.li.tu-berlin.de>

TUB registration: 20240601-gee8/gee8l0n1.txt/.ps  
 application for evaluation and measurement of display or print output

TUB material: code=thata