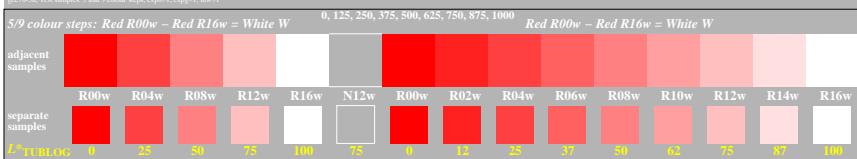

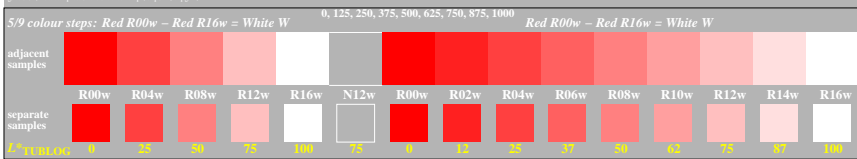
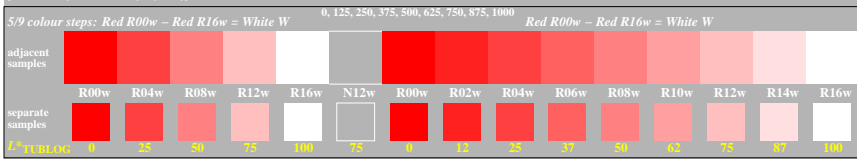

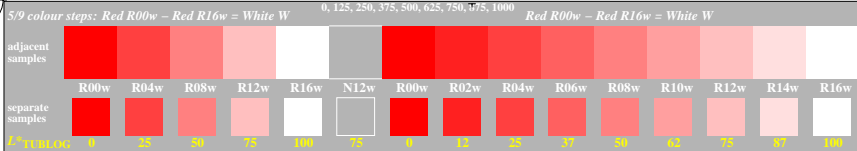


<http://farbe.li.tu-berlin.de/gee7/gee710n1.txt/.ps>; only vector graphic VG; start output  
 see separate images of this page: <http://farbe.li.tu-berlin.de/gee7/gee7.htm>



TUB-test chart gee7; Adjacent and separate colour samples for intervall scaling  
 Evaluation of colour steps of the series R–W with 5 and 9 steps; surround light Grey H=N12w

see similar files of the whole serie: <http://farbe.li.tu-berlin.de/gees.htm>  
 technical information: <http://farbe.li.tu-berlin.de> or <http://color.li.tu-berlin.de>

TUB registration: 20240601-gee7/gee710n1.txt/.ps  
 application for evaluation and measurement of display or print output

TUB material: code=thata