
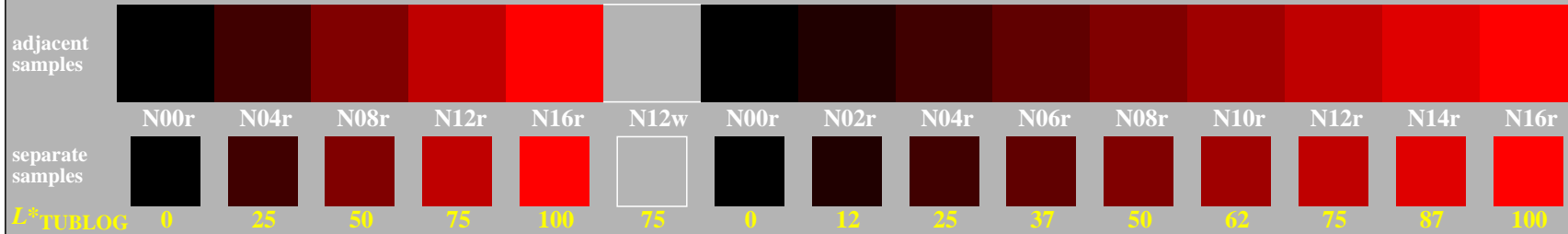

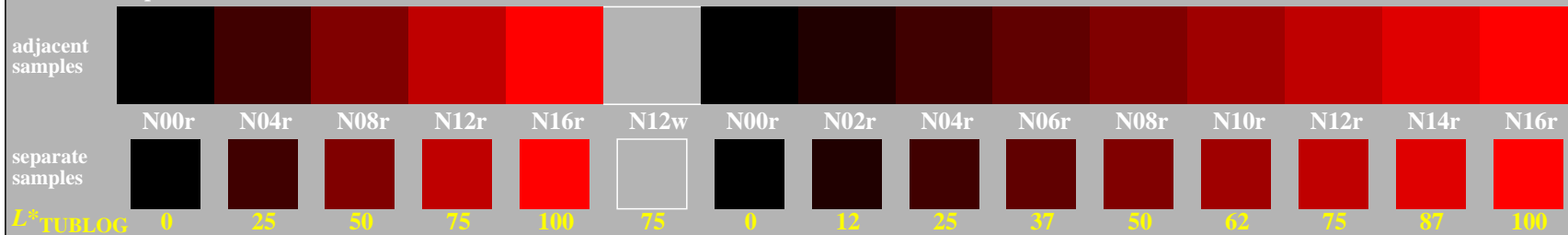


<http://farbe.li.tu-berlin.de/gee1/gee110np.pdf> / .ps; only vector graphic VG; start output
 see separate images of this page: <http://farbe.li.tu-berlin.de/gee1/gee1.htm>


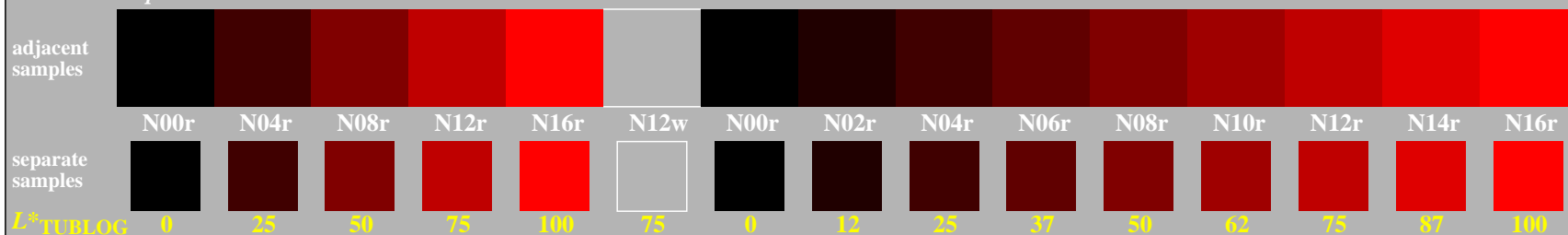
5/9 colour steps: Black N00r – Black N16r = Red R 0, 125, 250, 375, 500, 625, 750, 875, 1000 Black N00r – Black N16r = Red R





5/9 colour steps: Black N00r – Black N16r = Red R 0, 125, 250, 375, 500, 625, 750, 875, 1000 Black N00r – Black N16r = Red R



5/9 colour steps: Black N00r – Black N16r = Red R 0, 125, 250, 375, 500, 625, 750, 875, 1000 Black N00r – Black N16r = Red R



5/9 colour steps: Black N00r – Black N16r = Red R 0, 125, 250, 375, 500, 625, 750, 875, 1000 Black N00r – Black N16r = Red R



TUB-test chart gee1; Adjacent and separate colour samples for intervall scaling
 Evaluation of colour steps of the series N_R with 5 and 9 steps; surround light Grey H=N12w

see similar files of the whole serie: <http://farbe.li.tu-berlin.de/gees.htm>
 technical information: <http://farbe.li.tu-berlin.de> or <http://color.li.tu-berlin.de>

TUB registration: 20240601-gee1/gee110np.pdf / .ps
 application for evaluation and measurement of display or print output
 TUB material: code=rh4ta