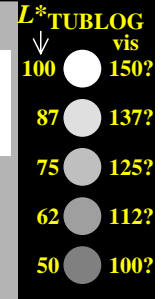




<http://farbe.li.tu-berlin.de/gee0/gee0l0np.pdf> / .ps; only vector graphic VG; start output  
 see separate images of this page: <http://farbe.li.tu-berlin.de/gee0/gee0.htm>

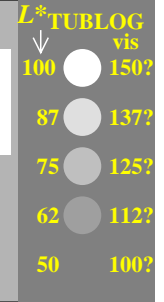

5/9 colour steps: Black N00w – Black N16w = White W 0, 125, 250, 375, 500, 625, 750, 875, 1000 Black N00w – Black N16w = White W




5/9 colour steps: Black N00w – Black N16w = White W 0, 125, 250, 375, 500, 625, 750, 875, 1000 Black N00w – Black N16w = White W



5/9 colour steps: Black N00w – Black N16w = White W 0, 125, 250, 375, 500, 625, 750, 875, 1000 Black N00w – Black N16w = White W



5/9 colour steps: Black N00w – Black N16w = White W 0, 125, 250, 375, 500, 625, 750, 875, 1000 Black N00w – Black N16w = White W



TUB-test chart gee0; Adjacent and separate colour samples for intervall scaling  
 Evaluation of colour steps of the series N–W with 5 and 9 steps; surround light Grey H=N12w

see similar files of the whole serie: <http://farbe.li.tu-berlin.de/gees.htm>  
 technical information: <http://farbe.li.tu-berlin.de> or <http://color.li.tu-berlin.de>

TUB registration: 20240601-gee0/gee0l0np.pdf / .ps  
 application for evaluation and measurement of display or print output  
 TUB material: code=rh4ta