

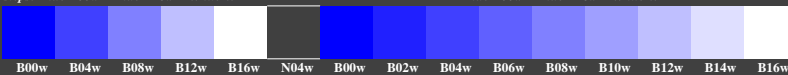
<http://farbe.li.tu-berlin.de/ged9/ged9l0n1.txt/.ps>; only vector graphic VG; start output
 see separate images of this page: <http://farbe.li.tu-berlin.de/ged9/ged9.htm>

5/9 colour steps: Blue B00w – Blue B16w = White W

0, 125, 250, 375, 500, 625, 750, 875, 1000

Blue B00w – Blue B16w = White W

adjacent
samples



separate
samples



L*_{TUBLOG} 0

25

50

75

100

25

0

12

25

37

50


62

75

87

100

ged90-1a, Test samples: 5 and 9 colour steps, exp0=1, cexp=-1, inv=1




5/9 colour steps: Blue B00w – Blue B16w = White W

0, 125, 250, 375, 500, 625, 750, 875, 1000

Blue B00w – Blue B16w = White W

adjacent
samples



separate
samples



L*_{TUBLOG} 0

25

50

75

100

25

0

12

25

37

50

62

75

87

100

ged90-3a, Test samples: 5 and 9 colour steps, exp0=1, cexp=-1, inv=1

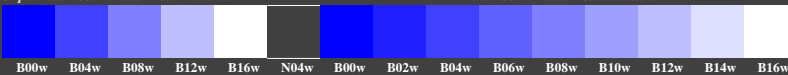


5/9 colour steps: Blue B00w – Blue B16w = White W

0, 125, 250, 375, 500, 625, 750, 875, 1000

Blue B00w – Blue B16w = White W

adjacent
samples



separate
samples



L*_{TUBLOG} 0

25

50

75

100

25

0

12

25

37

50

62

75

87

100

ged90-5a, Test samples: 5 and 9 colour steps, exp0=1, cexp=-1, inv=1

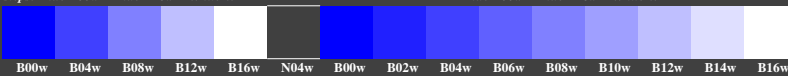


5/9 colour steps: Blue B00w – Blue B16w = White W

0, 125, 250, 375, 500, 625, 750, 875, 1000

Blue B00w – Blue B16w = White W

adjacent
samples



separate
samples



L*_{TUBLOG} 0

25

50

75

100

25

0

12

25

37

50

62

75

87

100

ged90-7a, Test samples: 5 and 9 colour steps, exp0=1, cexp=-1, inv=1



TUB-test chart ged9; Adjacent and separate colour samples for intervall scaling
 Evaluation of colour steps of the series B–W with 5 and 9 steps; surround dark Grey D=N04w

see similar files of the whole serie: <http://farbe.li.tu-berlin.de/geds.htm>
 technical information: <http://farbe.li.tu-berlin.de> or <http://color.li.tu-berlin.de>

TUB registration: 20240601-ged9/ged9l0n1.txt/.ps
 application for evaluation and measurement of display or print output
 TUB material: code=thata