





<http://farbe.li.tu-berlin.de/ged5/ged510n1.txt/.ps>; only vector graphic VG; start output
 see separate images of this page: <http://farbe.li.tu-berlin.de/ged5/ged5.htm>

5/9 colour steps: Black N00m – Black N16m = Magenta M 0, 125, 250, 375, 500, 625, 750, 875, 1000 Black N00m – Black N16m = Magenta M





ged50-1a, Test samples: 5 and 9 colour steps, exp0=1, exp9=1, inv=1

5/9 colour steps: Black N00m – Black N16m = Magenta M 0, 125, 250, 375, 500, 625, 750, 875, 1000 Black N00m – Black N16m = Magenta M




ged50-3a, Test samples: 5 and 9 colour steps, exp0=1, exp9=1, inv=1

5/9 colour steps: Black N00m – Black N16m = Magenta M 0, 125, 250, 375, 500, 625, 750, 875, 1000 Black N00m – Black N16m = Magenta M



ged50-5a, Test samples: 5 and 9 colour steps, exp0=1, exp9=1, inv=1

5/9 colour steps: Black N00m – Black N16m = Magenta M 0, 125, 250, 375, 500, 625, 750, 875, 1000 Black N00m – Black N16m = Magenta M



ged50-7a, Test samples: 5 and 9 colour steps, exp0=1, exp9=1, inv=1

TUB-test chart ged5; Adjacent and separate colour samples for intervall scaling
 Evaluation of colour steps of the series N–M with 5 and 9 steps; surround dark Grey D=N04w

see similar files of the whole serie: <http://farbe.li.tu-berlin.de/geds.htm>
 technical information: <http://farbe.li.tu-berlin.de> or <http://color.li.tu-berlin.de>

TUB registration: 20240601-ged5/ged510n1.txt/.ps
 application for evaluation and measurement of display or print output
 TUB material: code=thata