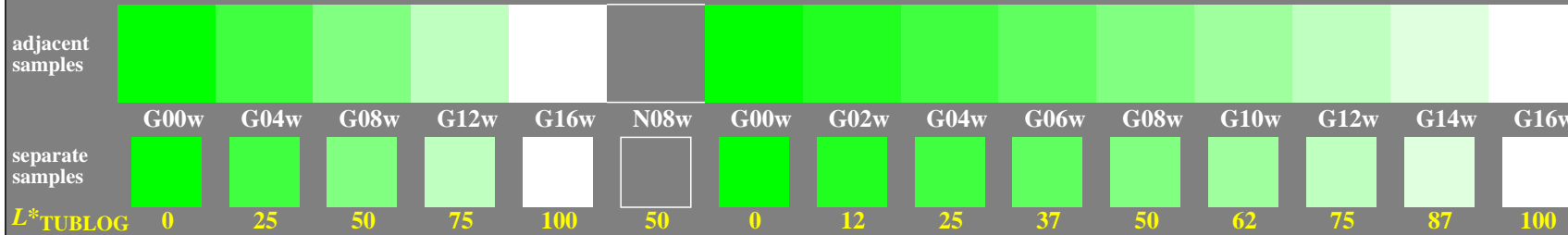


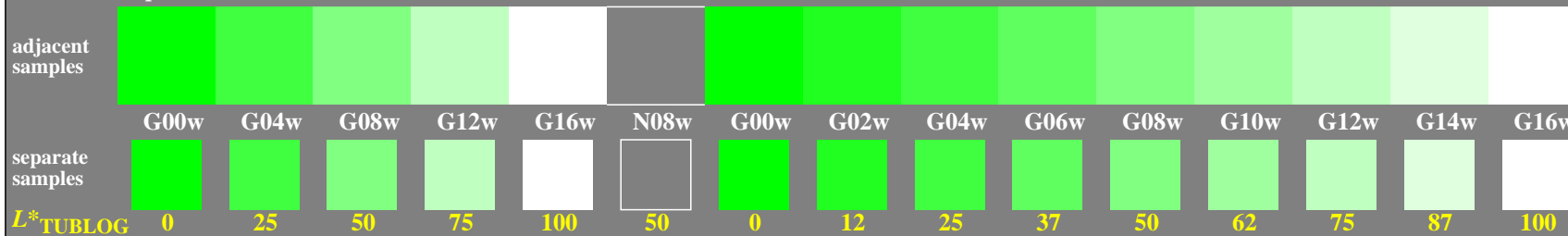
<http://farbe.li.tu-berlin.de/gec8/gec8l0na.txt> / .ps; only vector graphic VG; start output
 see separate images of this page: <http://farbe.li.tu-berlin.de/gec8/gec8.htm>

5/9 colour steps: Green G00w – Green G16w = White W 0, 125, 250, 375, 500, 625, 750, 875, 1000 Green G00w – Green G16w = White W



gec80-1n, Test samples: 5 and 9 colour steps, exp0=1, expg=1, inw=1

5/9 colour steps: Green G00w – Green G16w = White W 0, 125, 250, 375, 500, 625, 750, 875, 1000 Green G00w – Green G16w = White W



gec80-3n, Test samples: 5 and 9 colour steps, exp0=1, expg=1, inw=1

5/9 colour steps: Green G00w – Green G16w = White W 0, 125, 250, 375, 500, 625, 750, 875, 1000 Green G00w – Green G16w = White W

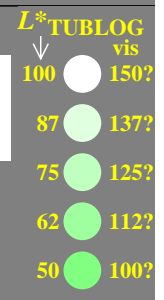
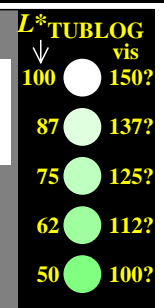


gec80-5n, Test samples: 5 and 9 colour steps, exp0=1, expg=1, inw=1

5/9 colour steps: Green G00w – Green G16w = White W 0, 125, 250, 375, 500, 625, 750, 875, 1000 Green G00w – Green G16w = White W



gec80-7n, Test samples: 5 and 9 colour steps, exp0=1, expg=1, inw=1



TUB-test chart gec8; Adjacent and separate colour samples for intervall scaling
 Evaluation of colour steps of the series G–W with 5 and 9 steps; surround mean Grey U=N08w

see similar files of the whole serie: <http://farbe.li.tu-berlin.de/gecs.htm>
 technical information: <http://farbe.li.tu-berlin.de> or <http://color.li.tu-berlin.de>

TUB registration: 20240601-gec8/gec8l0na.txt / .ps
 application for evaluation and measurement of display or print output
 TUB material: code=rh4ta