

<http://farbe.li.tu-berlin.de/gec3/gec310na.txt> / .ps; only vector graphic VG; start output
 see separate images of this page: <http://farbe.li.tu-berlin.de/gec3/gec3.htm>

5/9 colour steps: Black N00b – Black N16b = Blue B

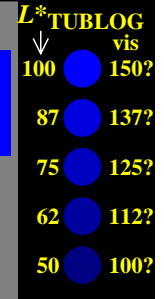
0, 125, 250, 375, 500, 625, 750, 875, 1000

Black N00b – Black N16b = Blue B



L*_{TUBLOG} 0 25 50 75 100 50 0 12 25 37 50 62 75 87 100

gec30-1n, Test samples: 5 and 9 colour steps, exp0=1, expg=1, inw=1



5/9 colour steps: Black N00b – Black N16b = Blue B


0, 125, 250, 375, 500, 625, 750, 875, 1000

Black N00b – Black N16b = Blue B



L*_{TUBLOG} 0 25 50 75 100 50 0 12 25 37 50 62 75 87 100


gec30-3n, Test samples: 5 and 9 colour steps, exp0=1, expg=1, inw=1



5/9 colour steps: Black N00b – Black N16b = Blue B

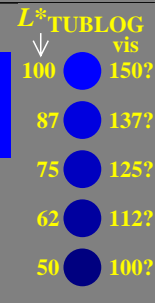
0, 125, 250, 375, 500, 625, 750, 875, 1000

Black N00b – Black N16b = Blue B



L*_{TUBLOG} 0 25 50 75 100 50 0 12 25 37 50 62 75 87 100

gec30-5n, Test samples: 5 and 9 colour steps, exp0=1, expg=1, inw=1



5/9 colour steps: Black N00b – Black N16b = Blue B


0, 125, 250, 375, 500, 625, 750, 875, 1000

Black N00b – Black N16b = Blue B



L*_{TUBLOG} 0 25 50 75 100 50 0 12 25 37 50 62 75 87 100

gec30-7n, Test samples: 5 and 9 colour steps, exp0=1, expg=1, inw=1



TUB-test chart gec3; Adjacent and separate colour samples for intervall scaling
 Evaluation of colour steps of the series N–B with 5 and 9 steps; surround mean Grey U=N08w

see similar files of the whole serie: <http://farbe.li.tu-berlin.de/gecs.htm>
 technical information: <http://farbe.li.tu-berlin.de> or <http://color.li.tu-berlin.de>

TUB registration: 20240601-gec3/gec310na.txt / ps
 application for evaluation and measurement of display or print output
 TUB material: code=rh4ta