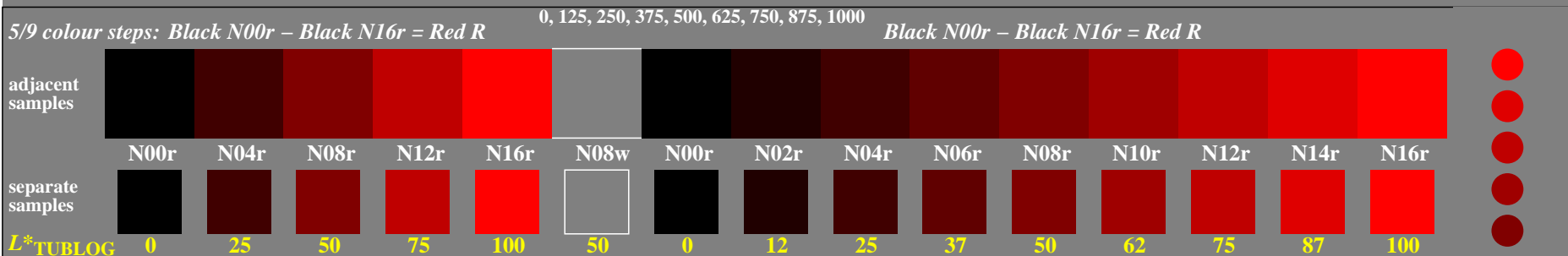

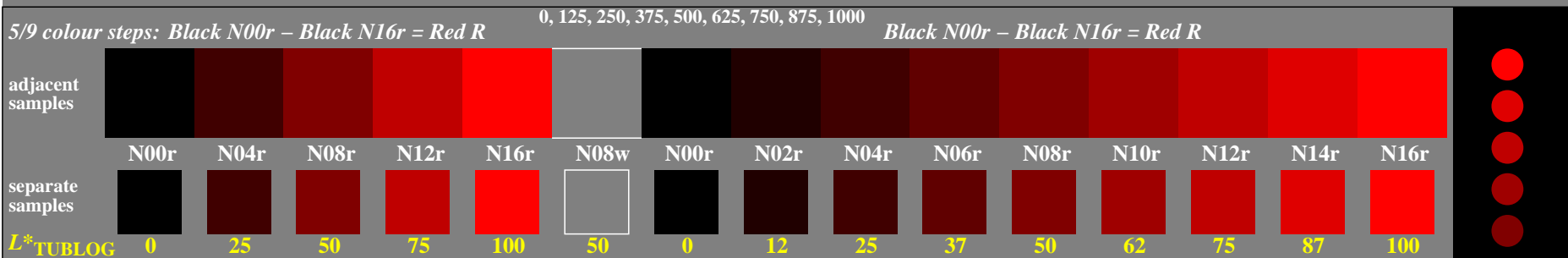
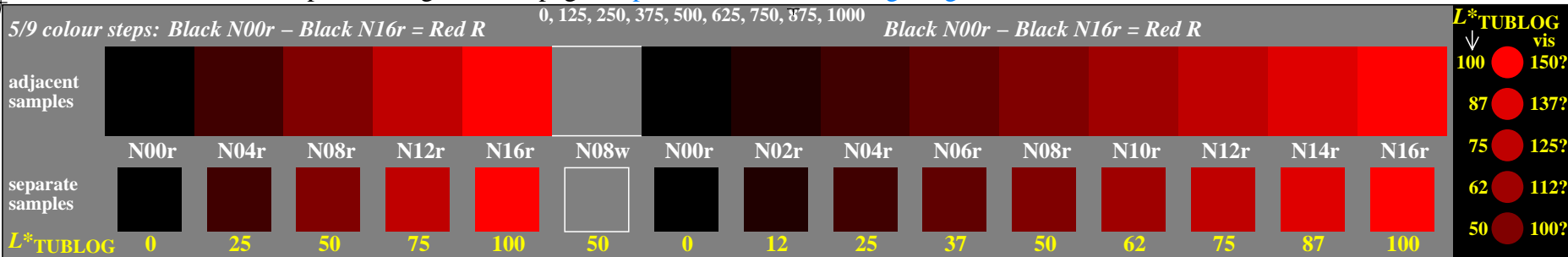


<http://farbe.li.tu-berlin.de/gec1/gec110na.txt> / .ps; only vector graphic VG; start output
 see separate images of this page: <http://farbe.li.tu-berlin.de/gec1/gec1.htm>



TUB-test chart gec1; Adjacent and separate colour samples for intervall scaling
 Evaluation of colour steps of the series N_R with 5 and 9 steps; surround mean Grey U=N08w

see similar files of the whole serie: <http://farbe.li.tu-berlin.de/gecs.htm>
 technical information: <http://farbe.li.tu-berlin.de> or <http://color.li.tu-berlin.de>

TUB registration: 20240601-gec1/gec110na.txt / .ps
 application for evaluation and measurement of display or print output

TUB material: code=rh4ta