



<http://farbe.li.tu-berlin.de/geb9/geb9l0n1.txt/.ps>; only vector graphic VG; start output
 see separate images of this page: <http://farbe.li.tu-berlin.de/geb9/geb9.htm>

5/9 colour steps: $B00w - B16w = W$



0, 125, 250, 375, 500, 625, 750, 875, 1000
 Blue $B00w - Blue B16w = White W$

Blue $B00w - Blue B04w$

adjacent samples



separate samples



L^* TUBLOG

0 50 100

0 25 50 75 100 50

0 6 12 19 25





geb90-1a, Test samples: 3 and 2x5 colour steps, exp0=1, expg=1, inv=1, schart=0

5/9 colour steps: $B00w - B16w = W$

0, 125, 250, 375, 500, 625, 750, 875, 1000
 Blue $B00w - Blue B16w = White W$

Blue $B00w - Blue B04w$

Evaluation amount



Evaluation amount



visual

Scaling: 0,00 0,5?

0,00 0,5? 1/0 0,5? 1,00 0,5?

0,00 0,5? 1/0 0,5? 1,00




geb90-3a, Evaluation sheet: 3 and 2x5 colour steps, exp0=1, expg=1, inv=1, schart=1

5/9 colour steps: Blue $B04w - Blue B08w$


0, 125, 250, 375, 500, 625, 750, 875, 1000
 Blue $B08w - Blue B12w$

Blue $B12w - Blue B16w$

adjacent samples



separate samples



L^* TUBLOG

25 31 37 44 50

50 56 62 69 75

75 81 87 94 100




geb90-5a, Test samples: 3x5 colour steps, exp0=1, expg=1, inv=1, schart=0

5/9 colour steps: Blue $B04w - Blue B08w$

0, 125, 250, 375, 500, 625, 750, 875, 1000
 Blue $B08w - Blue B12w$

Blue $B12w - Blue B16w$

Evaluation amount



Evaluation amount



visual

Scaling: 0,00 0,5? 1/0 0,5? 1,00

0,00 0,5? 1/0 0,5? 1,00

0,00 0,5? 0,5? 1/0 0,5? 1,00

geb90-7a, Evaluation sheet: 3x5 colour steps, exp0=1, expg=1, inv=1, schart=1

TUB-test chart geb9; Adjacent and separate colour samples for interval scaling, Evaluation example and evaluation of colour steps of the series B-W with 5 and 9 steps; surround mean Grey $U=N08w$

see similar files of the whole serie: <http://farbe.li.tu-berlin.de/geb9.htm>
 technical information: <http://farbe.li.tu-berlin.de> or <http://color.li.tu-berlin.de>

TUB registration: 20240601-geb9/geb9l0n1.txt/.ps
 application for evaluation and measurement of display or print output
 TUB material: code=thata