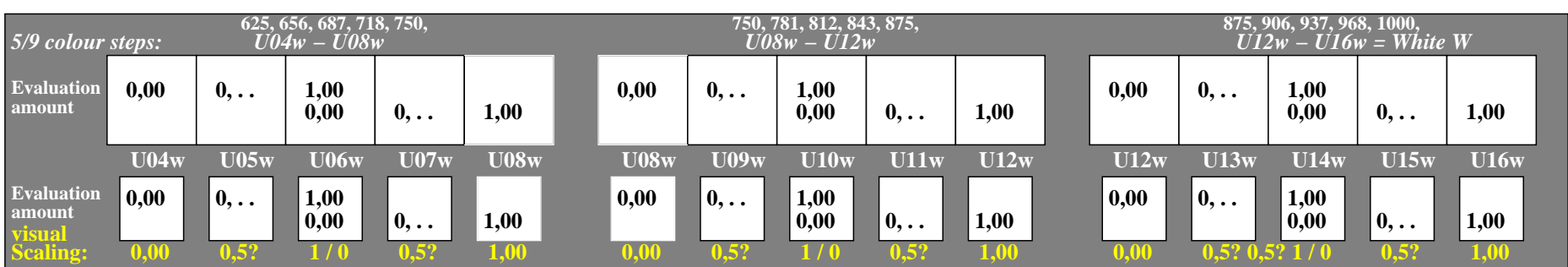
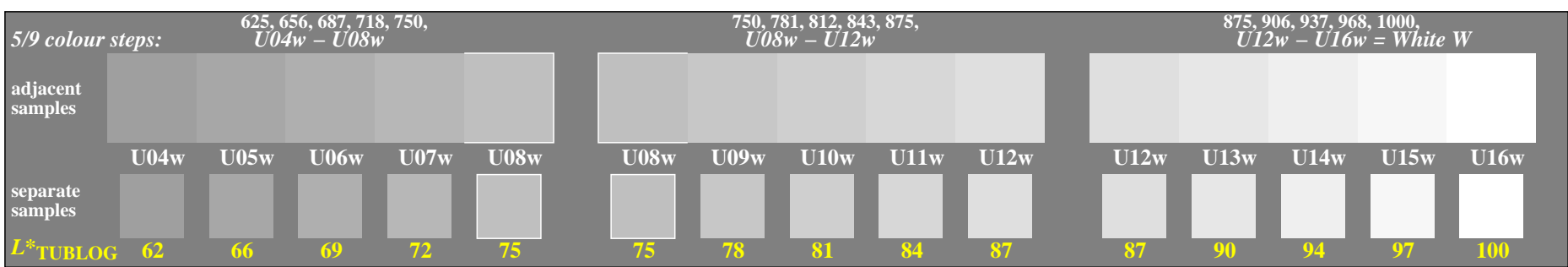
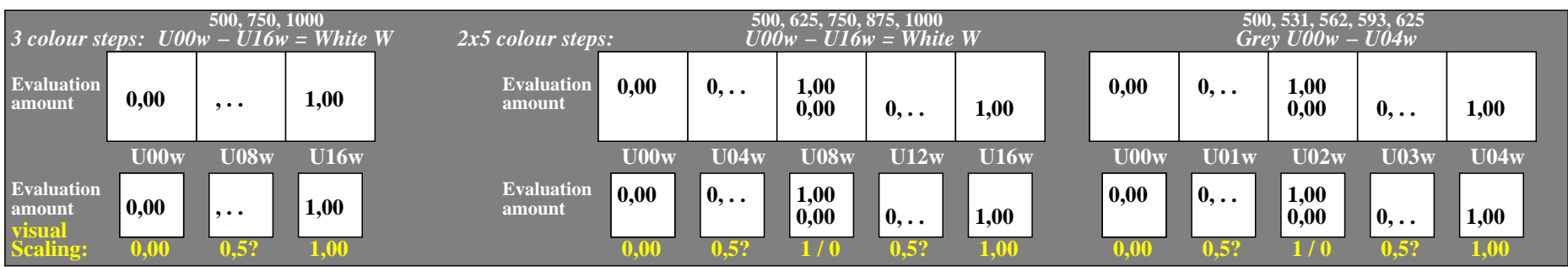
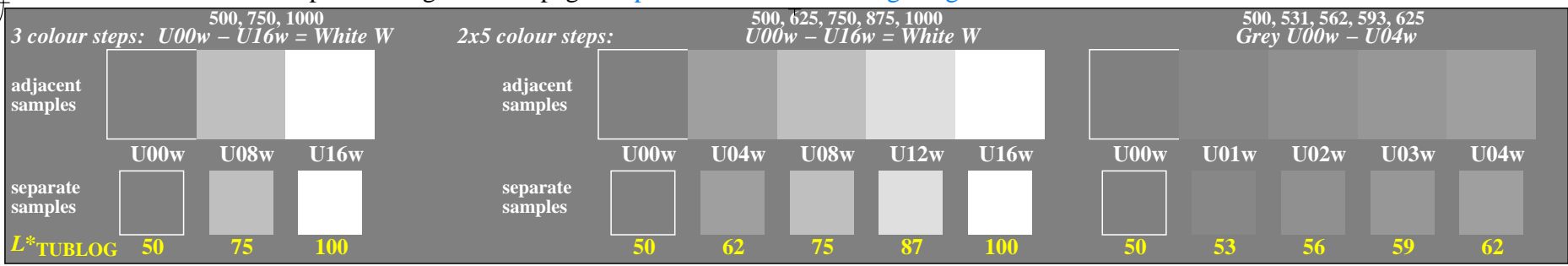


<http://farbe.li.tu-berlin.de/gea7/gea710na.txt> / .ps; only vector graphic VG; start output
 see separate images of this page: <http://farbe.li.tu-berlin.de/gea7/gea7.htm>

TUB registration: 202240201-gea7/gea710na.txt / .ps
 application for evaluation and measurement of display or print output
 TUB material: code=rh4ta

see similar files of the whole serie: <http://farbe.li.tu-berlin.de/gea7/gea710na.txt>
 technical information: <http://farbe.li.tu-berlin.de> or <http://color.li.tu-berlin.de>



TUB-test chart gea7; Adjacent and separate colour samples for intervall scaling
 Evaluation example and evaluation of dark grey steps of the series U-N with 3 or 5 of 17 steps