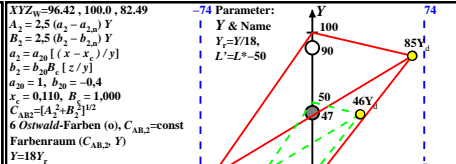


Lichtart D65, $Y_W = 54.0, Y_N = 6.0$

Name	Bereich	Y	Z	x	N _y	λ _a	λ _c	λ _e	a ₂	b ₂	A ₂	B ₂	C _{AB2}	A _{B,2}	Y _r	L _r ^{CIE}	L _r ^{ICP}	L _r ^{TUV}	L _r ^{TAF}
R	507,775	30.89	21.77	5.9	0.527	0.371596	489.1122	-0.086	0.57	27.5	14.2	31.0	27.1	1.2	53.7	54.3	54.7	54.1	
Y	493,775	38.44	46.11	8.79	0.411	0.493576	463.010	-0.061	0.287	-0.5	33.1	33.1	91	1.6	6.6	74.3	73.3	69.3	
G	493,567	12.68	29.74	8.77	0.247	0.588535	535.040	-0.094	0.456	-28.1	18.8	33.9	146	2.56	73.6	62.0	62.0	60.7	
C	380,567	20.43	32.22	52.9	0.193	0.305489	596.0273	-0.525	0.385	-27.5	-14.2	31.0	207	1.79	63.5	64.1	64.4	62.3	
B	380,493	12.87	7.88	50.0	0.181	0.111463	570.0646	-2.03	1.682	0.5	-33.1	33.1	271	0.43	33.7	34.0	29.4	32.7	
M	507,493	38.63	24.25	50.0	0.242	0.214535	535.108	-0.659	0.559	28.1	-18.8	33.9	326	1.34	56.3	56.9	57.4	56.4	
W	380,775	51.32	54.0	58.8	0.312	0.329	54%	0.616	-0.348	0.01	0.0	0.0	0.0	3.0	78.4	79.2	77.3	72.1	
N	380,775	5.7	6.0	6.53	0.312	0.329	6%	0.616	-0.348	0.01	0.0	0.0	0.0	178	0.33	29.4	29.7	22.6	27.8
U	380,775	17.1	18.0	19.6	0.312	0.329	18%	0.616	-0.348	0.01	0.0	0.0	0.0	180	1.0	49.5	50.0	50.0	50.0

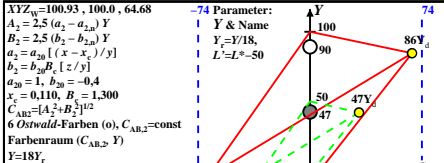
fgd51-5a



Lichtart D50, $Y_W = 54.0, Y_N = 6.0$

Name	Bereich	Y	Z	x	N _y	λ _a	λ _c	λ _e	a ₂	b ₂	A ₂	B ₂	C _{AB2}	A _{B,2}	Y _r	L _r ^{CIE}	L _r ^{ICP}	L _r ^{TUV}	L _r ^{TAF}
R	570,775	33.24	22.67	4.47	0.55	0.375598	491.1172	-0.078	0.573	29.2	14.2	32.5	25	1.25	54.7	55.2	55.7	54.9	
Y	496,775	41.1	46.02	6.29	0.44	0.492573	468.0609	-0.084	0.275	1.4	31.6	31.7	87	2.55	73.5	74.3	73.3	69.3	
G	496,570	13.07	28.74	6.27	0.271	0.597538	538.027	-0.087	0.456	-27.7	17.4	32.8	147	1.59	60.5	61.1	61.6	60.0	
C	380,570	18.82	31.32	40.07	0.208	0.347491	598.284	-0.511	0.415	-29.2	-14.2	32.5	205	1.74	62.7	63.4	63.7	61.8	
B	380,496	10.96	7.97	38.25	0.191	0.139468	573.585	-1.917	1.589	-1.4	-31.6	31.7	267	0.44	33.9	34.2	29.7	33.0	
M	570,496	38.99	25.25	38.27	0.38	0.246538	538.1097	-0.606	0.519	27.7	-17.4	32.8	327	1.4	57.3	57.9	58.4	57.3	
W	380,775	52.06	54.0	44.54	0.345	0.358	54%	0.657	-0.329	0.01	0.0	0.0	0.0	3.0	78.4	79.2	77.3	72.1	
N	380,775	5.78	6.0	4.94	0.345	0.358	6%	0.657	-0.329	0.01	0.0	0.0	0.0	181	0.33	29.4	29.7	22.6	27.8
U	380,775	17.35	18.0	14.84	0.345	0.358	18%	0.657	-0.329	0.01	0.0	0.0	0.0	201	1.0	49.5	50.0	50.0	50.0

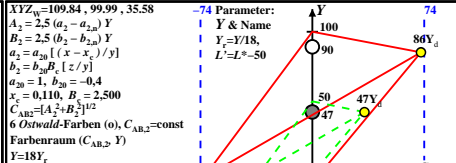
fgd51-6a



Lichtart P40, $Y_W = 54.0, Y_N = 6.0$

Name	Bereich	Y	Z	x	N _y	λ _a	λ _c	λ _e	a ₂	b ₂	A ₂	B ₂	C _{AB2}	A _{B,2}	Y _r	L _r ^{CIE}	L _r ^{ICP}	L _r ^{TUV}	L _r ^{TAF}
R	573,775	35.77	23.17	3.51	0.572	0.371600	493.1247	-0.078	0.589	30.7	14.9	34.1	25	1.28	55.2	55.8	56.2	55.4	
Y	498,775	44.58	46.59	5.24	0.462	0.483576	468.0729	-0.058	0.278	1.4	32.3	32.3	87	2.58	73.9	74.6	73.6	69.5	
G	498,573	14.26	28.81	5.22	0.295	0.596540	540.031	-0.099	0.473	-29.2	17.4	34.0	149	1.6	60.6	61.2	61.6	60.0	
C	380,573	18.72	30.82	31.42	0.231	0.38	493.600	-0.529	0.443	-30.7	-14.9	34.1	205	1.71	62.2	62.9	63.3	61.4	
B	380,498	9.94	7.4	29.68	0.21	0.157468	576.064	-2.083	1.748	-1.4	-32.3	32.3	267	0.41	32.7	33.0	27.9	31.6	
M	573,498	40.24	25.18	29.7	0.423	0.264540	540.1182	-0.613	0.541	29.2	-17.4	34.0	329	1.39	57.2	57.8	58.3	57.2	
W	380,775	54.5	54.0	34.93	0.379	0.376	54%	0.717	-0.336	0.01	0.0	0.0	0.0	3.0	78.4	79.2	77.3	72.1	
N	380,775	6.05	6.0	3.88	0.379	0.376	6%	0.717	-0.336	0.01	0.0	0.0	0.0	180	0.33	29.4	29.7	22.6	27.8
U	380,775	18.16	18.0	11.64	0.379	0.376	18%	0.717	-0.336	0.01	0.0	0.0	0.0	163	1.0	49.5	50.0	50.0	50.0

fgd51-7a



Lichtart A00, $Y_W = 54.0, Y_N = 6.0$

Name	Bereich	Y	Z	x	N _y	λ _a	λ _c	λ _e	a ₂	b ₂	A ₂	B ₂	C _{AB2}	A _{B,2}	Y _r	L _r ^{CIE}	L _r ^{ICP}	L _r ^{TUV}	L _r ^{TAF}
R	579,775	40.44	23.98	1.93	0.609	0.361605	499.1381	-0.08	0.618	33.1	16.4	37.0	26	1.33	56.0	56.6	57.1	56.1	
Y	504,775	51.06	46.86	2.93	0.506	0.464881	474.0852	-0.062	0.294	2.8	34.3	34.4	85	2.6	74.1	74.8	73.7	69.6	
G	504,579	16.55	28.28	2.91	0.346	0.592547	547.0399	-0.103	0.497	-30.3	17.8	35.1	149	1.57	60.1	60.7	61.2	59.6	
C	380,579	18.87	30.01	17.27	0.285	0.453499	605.386	-0.575	0.495	-33.1	-16.4	37.0	216	1.66	61.6	62.2	62.7	60.9	
B	380,504	8.25	7.13	16.28	0.26	0.225474	581.0668	-2.281	1.932	-2.8	-34.3	34.4	265	0.39	32.1	32.4	27.0	30.9	
M	579,504	42.76	25.16	16.3	0.504	0.303547	547.13	-0.633	0.547	30.3	-17.8	35.1	329	1.42	57.7	58.3	58.8	57.6	
W	380,775	59.31	53.99	19.21	0.447	0.407	54%	0.828	-0.355	0.01	0.0	0.0	0.0	3.0	78.4	79.2	77.3	72.1	
N	380,775	6.59	5.99	2.13	0.447	0.407	6%	0.828	-0.355	0.01	0.0	0.0	0.0	176	0.33	29.4	29.7	22.6	27.8
U	380,775	19.77	19.99	6.4	0.447	0.407	18%	0.828	-0.355	0.01	0.0	0.0	0.0	163	1.0	49.5	50.0	50.0	50.0

fgd51-8a