http://farbe.li.tu-berlin.de/egt5/egt5l0na.txt /.ps; nur Vektorgrafik VG; Start-Ausgabe
Siehe separate Bilder dieser Seite: http://farbe.li.tu-berlin.de/egt5/egt5.htm

Siehe ähnliche Dateien der ganzen Serie: http://farbe.li.tu-berlin.de/egts.htm
Technische Information: http://farbe.li.tu-berlin.de oder http://color.li.tu-berlin.de

TUB-Registrierung: 20230701-egt5/egt5l0na.txt /.ps
Anwendung für Beurteilung und Messung von Display- oder Druck-Ausgabe
TUB-Material: Code=rha4ta

XYZ_W=87.17 , 90.0 , 101.1
A_1 = 2,5 C_c ($a_1 - a_{1,n}$) Y
B_1 = 2,5 C_c B_c ($b_1 - b_{1,n}$) Y
a_1 = a_{20} [($x - x_c$)/y]
b_1 = b_{20} [z/y]
a_{20} = 1, b_{20} = −0,4
x_c = 0,110, B_c = 1,000
n = P65, xy_W=0.313 , 0.323
$C_{AB,1}$=[A_1^2+B_1^2]$^{1/2}$
Name & Spektralbereich
R_m 570–770 Y_m 520–770
G_m 470–570 C_m 380–570
B_m 380–520 M_m 570–470
6 Optimalfarben (o), Y_W=90, Y_N=3,6
6 von maximalem (m) C_{AB} für P65
in Buntwertdiagram (A_1, B_1)
Parameter: N
P65, C_r = 25:1
$\Delta h_{AB,1}$ = 6
max: 490–770
min: 380–490

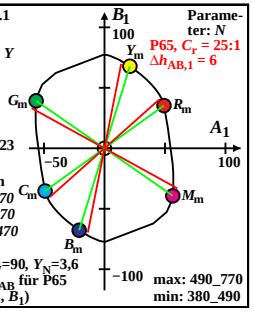

egt50−1n

XYZ_W=87.17 , 90.0 , 101.1
A_2 = 2,5 C_c ($a_2 - a_{2,n}$) Y
B_2 = 2,5 C_c B_c ($b_2 - b_{2,n}$) Y
a_2 = a_{20} [($x - x_c$)/y]
b_2 = b_{20} [z/y]
a_{20} = 1, b_{20} = −0,4
x_c = 0,110, B_c = 0,750
n = P65, xy_W=0.313 , 0.323
$C_{AB,2}$=[A_2^2+B_2^2]$^{1/2}$
Name & Spektralbereich
R_m 570–770 Y_m 520–770
G_m 470–570 C_m 380–570
B_m 380–520 M_m 570–470
6 Optimalfarben (o), Y_W=90, Y_N=3,6
6 von maximalem (m) C_{AB} für P65
in Buntwertdiagram (A_2, B_2)
Parameter: Y
P65, C_r = 25:1
$\Delta h_{AB,2}$ = 6
max: 490–770
min: 380–490

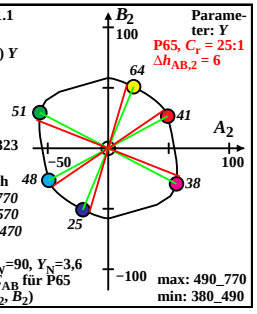

egt50−2n

XYZ_W=89.28 , 90.0 , 68.46
A_1 = 2,5 C_c ($a_1 - a_{1,n}$) Y
B_1 = 2,5 C_c B_c ($b_1 - b_{1,n}$) Y
a_1 = a_{20} [($x - x_c$)/y]
b_1 = b_{20} [z/y]
a_{20} = 1, b_{20} = −0,4
x_c = 0,110, B_c = 1,000
n = P45, xy_W=0.36 , 0.363
$C_{AB,1}$=[A_1^2+B_1^2]$^{1/2}$
Name & Spektralbereich
R_m 570–770 Y_m 520–770
G_m 470–570 C_m 380–570
B_m 380–520 M_m 570–470
6 Optimalfarben (o), Y_W=90, Y_N=3,6
6 von maximalem (m) C_{AB} für P45
in Buntwertdiagram (A_1, B_1)
Parameter: N
P45, C_r = 25:1
$\Delta h_{AB,1}$ = 6
max: 495–770
min: 380–495

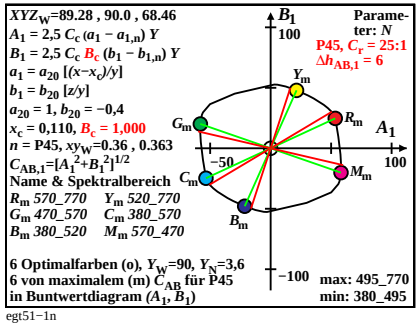

egt51−1n

XYZ_W=89.28 , 90.0 , 68.46
A_2 = 2,5 C_c ($a_2 - a_{2,n}$) Y
B_2 = 2,5 C_c B_c ($b_2 - b_{2,n}$) Y
a_2 = a_{20} [($x - x_c$)/y]
b_2 = b_{20} [z/y]
a_{20} = 1, b_{20} = −0,4
x_c = 0,110, B_c = 1,100
n = P45, xy_W=0.36 , 0.363
$C_{AB,2}$=[A_2^2+B_2^2]$^{1/2}$
Name & Spektralbereich
R_m 570–770 Y_m 520–770
G_m 470–570 C_m 380–570
B_m 380–520 M_m 570–470
6 Optimalfarben (o), Y_W=90, Y_N=3,6
6 von maximalem (m) C_{AB} für P45
in Buntwertdiagram (A_2, B_2)
Parameter: Y
P45, C_r = 25:1
$\Delta h_{AB,2}$ = 6
max: 495–770
min: 380–495

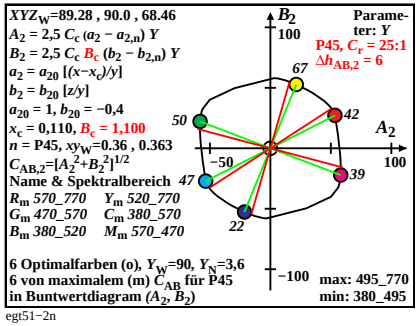

egt51−2n

XYZ_W=87.36 , 89.99 , 94.11
A_1 = 2,5 C_c ($a_1 - a_{1,n}$) Y
B_1 = 2,5 C_c B_c ($b_1 - b_{1,n}$) Y
a_1 = a_{20} [($x - x_c$)/y]
b_1 = b_{20} [z/y]
a_{20} = 1, b_{20} = −0,4
x_c = 0,110, B_c = 1,000
n = P60, xy_W=0.321 , 0.331
$C_{AB,1}$=[A_1^2+B_1^2]$^{1/2}$
Name & Spektralbereich
R_m 570–770 Y_m 520–770
G_m 470–570 C_m 380–570
B_m 380–520 M_m 570–470
6 Optimalfarben (o), $Y_{W,10}$=90, $Y_{N,10}$=3,6
6 von maximalem (m) C_{AB} für P60
in Buntwertdiagram (A_1, B_1)
Parameter: N
P60, C_r = 25:1
$\Delta h_{AB,1}$ = 6
max: 490–770
min: 380–490

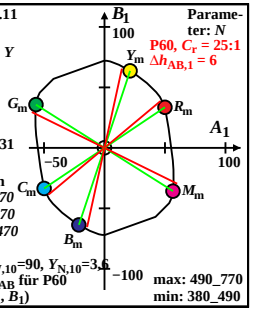

egt50−3n

XYZ_W=87.36 , 89.99 , 94.11
A_2 = 2,5 C_c ($a_2 - a_{2,n}$) Y
B_2 = 2,5 C_c B_c ($b_2 - b_{2,n}$) Y
a_2 = a_{20} [($x - x_c$)/y]
b_2 = b_{20} [z/y]
a_{20} = 1, b_{20} = −0,4
x_c = 0,110, B_c = 0,840
n = P60, xy_W=0.321 , 0.331
$C_{AB,2}$=[A_2^2+B_2^2]$^{1/2}$
Name & Spektralbereich
R_m 570–770 Y_m 520–770
G_m 470–570 C_m 380–570
B_m 380–520 M_m 570–470
6 Optimalfarben (o), $Y_{W,10}$=90, $Y_{N,10}$=3,6
6 von maximalem (m) C_{AB} für P60
in Buntwertdiagram (A_2, B_2)
Parameter: Y
P60, C_r = 25:1
$\Delta h_{AB,2}$ = 6
max: 490–770
min: 380–490

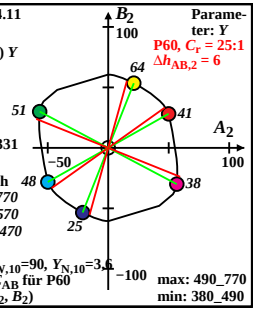

egt50−4n

XYZ_W=90.83 , 90.0 , 58.22
A_1 = 2,5 C_c ($a_1 - a_{1,n}$) Y
B_1 = 2,5 C_c B_c ($b_1 - b_{1,n}$) Y
a_1 = a_{20} [($x - x_c$)/y]
b_1 = b_{20} [z/y]
a_{20} = 1, b_{20} = −0,4
x_c = 0,110, B_c = 1,000
n = P40, xy_W=0.379 , 0.376
$C_{AB,1}$=[A_1^2+B_1^2]$^{1/2}$
Name & Spektralbereich
R_m 570–770 Y_m 520–770
G_m 470–570 C_m 380–570
B_m 380–520 M_m 570–470
6 Optimalfarben (o), Y_W=90, Y_N=3,6
6 von maximalem (m) C_{AB} für P40
in Buntwertdiagram (A_1, B_1)
Parameter: N
P40, C_r = 25:1
$\Delta h_{AB,1}$ = 6
max: 495–770
min: 380–495

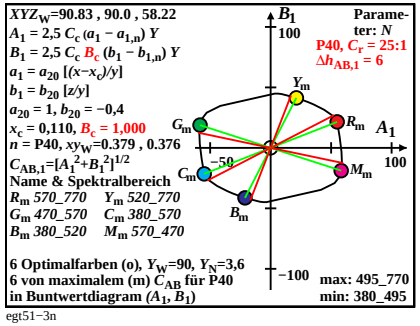

egt51−3n

XYZ_W=90.83 , 90.0 , 58.22
A_2 = 2,5 C_c ($a_2 - a_{2,n}$) Y
B_2 = 2,5 C_c B_c ($b_2 - b_{2,n}$) Y
a_2 = a_{20} [($x - x_c$)/y]
b_2 = b_{20} [z/y]
a_{20} = 1, b_{20} = −0,4
x_c = 0,110, B_c = 1,300
n = P40, xy_W=0.379 , 0.376
$C_{AB,2}$=[A_2^2+B_2^2]$^{1/2}$
Name & Spektralbereich
R_m 570–770 Y_m 520–770
G_m 470–570 C_m 380–570
B_m 380–520 M_m 570–470
6 Optimalfarben (o), Y_W=90, Y_N=3,6
6 von maximalem (m) C_{AB} für P40
in Buntwertdiagram (A_2, B_2)
Parameter: Y
P40, C_r = 25:1
$\Delta h_{AB,2}$ = 6
max: 495–770
min: 380–495

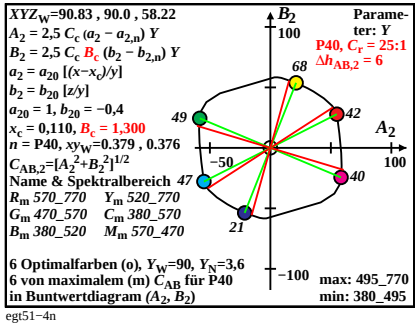

egt51−4n

XYZ_W=87.71 , 90.0 , 86.38
A_1 = 2,5 C_c ($a_1 - a_{1,n}$) Y
B_1 = 2,5 C_c B_c ($b_1 - b_{1,n}$) Y
a_1 = a_{20} [($x - x_c$)/y]
b_1 = b_{20} [z/y]
a_{20} = 1, b_{20} = −0,4
x_c = 0,110, B_c = 1,000
n = P55, xy_W=0.332 , 0.34
$C_{AB,1}$=[A_1^2+B_1^2]$^{1/2}$
Name & Spektralbereich
R_m 570–770 Y_m 520–770
G_m 470–570 C_m 380–570
B_m 380–520 M_m 570–470
6 Optimalfarben (o), Y_W=90, Y_N=3,6
6 von maximalem (m) C_{AB} für P55
in Buntwertdiagram (A_1, B_1)
Parameter: N
P55, C_r = 25:1
$\Delta h_{AB,1}$ = 6
max: 495–770
min: 380–495

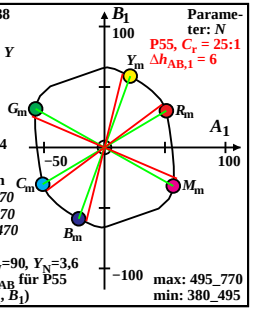

egt50−5n

XYZ_W=87.71 , 90.0 , 86.38
A_2 = 2,5 C_c ($a_2 - a_{2,n}$) Y
B_2 = 2,5 C_c B_c ($b_2 - b_{2,n}$) Y
a_2 = a_{20} [($x - x_c$)/y]
b_2 = b_{20} [z/y]
a_{20} = 1, b_{20} = −0,4
x_c = 0,110, B_c = 0,900
n = P55, xy_W=0.332 , 0.34
$C_{AB,2}$=[A_2^2+B_2^2]$^{1/2}$
Name & Spektralbereich
R_m 570–770 Y_m 520–770
G_m 470–570 C_m 380–570
B_m 380–520 M_m 570–470
6 Optimalfarben (o), Y_W=90, Y_N=3,6
6 von maximalem (m) C_{AB} für P55
in Buntwertdiagram (A_2, B_2)
Parameter: Y
P55, C_r = 25:1
$\Delta h_{AB,2}$ = 6
max: 495–770
min: 380–495

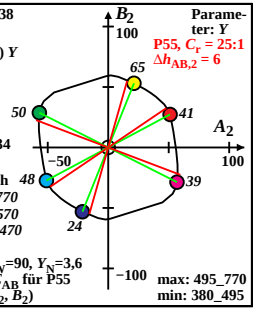

egt50−6n

XYZ_W=93.3 , 89.99 , 47.19
A_1 = 2,5 C_c ($a_1 - a_{1,n}$) Y
B_1 = 2,5 C_c B_c ($b_1 - b_{1,n}$) Y
a_1 = a_{20} [($x - x_c$)/y]
b_1 = b_{20} [z/y]
a_{20} = 1, b_{20} = −0,4
x_c = 0,110, B_c = 1,000
n = P35, xy_W=0.404 , 0.39
$C_{AB,1}$=[A_1^2+B_1^2]$^{1/2}$
Name & Spektralbereich
R_m 570–770 Y_m 520–770
G_m 470–570 C_m 380–570
B_m 380–520 M_m 570–470
6 Optimalfarben (o), Y_W=90, Y_N=3,6
6 von maximalem (m) C_{AB} für P35
in Buntwertdiagram (A_1, B_1)
Parameter: N
P35, C_r = 25:1
$\Delta h_{AB,1}$ = 6
max: 500–770
min: 380–500

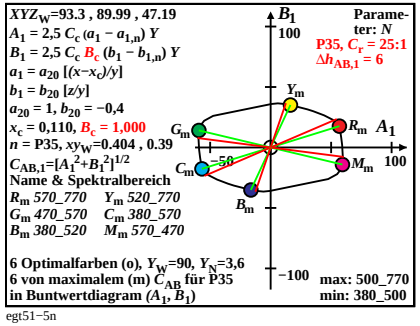

egt51−5n

XYZ_W=93.3 , 89.99 , 47.19
A_2 = 2,5 C_c ($a_2 - a_{2,n}$) Y
B_2 = 2,5 C_c B_c ($b_2 - b_{2,n}$) Y
a_2 = a_{20} [($x - x_c$)/y]
b_2 = b_{20} [z/y]
a_{20} = 1, b_{20} = −0,4
x_c = 0,110, B_c = 1,650
n = P35, xy_W=0.404 , 0.39
$C_{AB,2}$=[A_2^2+B_2^2]$^{1/2}$
Name & Spektralbereich
R_m 570–770 Y_m 520–770
G_m 470–570 C_m 380–570
B_m 380–520 M_m 570–470
6 Optimalfarben (o), Y_W=90, Y_N=3,6
6 von maximalem (m) C_{AB} für P35
in Buntwertdiagram (A_2, B_2)
Parameter: Y
P35, C_r = 25:1
$\Delta h_{AB,2}$ = 6
max: 500–770
min: 380–500

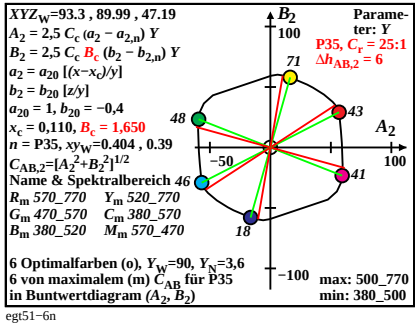

egt51−6n

XYZ_W=88.31 , 90.0 , 77.85
A_1 = 2,5 C_c ($a_1 - a_{1,n}$) Y
B_1 = 2,5 C_c B_c ($b_1 - b_{1,n}$) Y
a_1 = a_{20} [($x - x_c$)/y]
b_1 = b_{20} [z/y]
a_{20} = 1, b_{20} = −0,4
x_c = 0,110, B_c = 1,000
n = P50, xy_W=0.344 , 0.351
$C_{AB,1}$=[A_1^2+B_1^2]$^{1/2}$
Name & Spektralbereich
R_m 570–770 Y_m 520–770
G_m 470–570 C_m 380–570
B_m 380–520 M_m 570–470
6 Optimalfarben (o), Y_W=90, Y_N=3,6
6 von maximalem (m) C_{AB} für P50
in Buntwertdiagram (A_1, B_1)
Parameter: N
P50, C_r = 25:1
$\Delta h_{AB,1}$ = 6
max: 495–770
min: 380–495

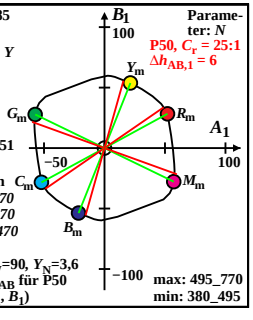

egt50−7n

XYZ_W=88.31 , 90.0 , 77.85
A_2 = 2,5 C_c ($a_2 - a_{2,n}$) Y
B_2 = 2,5 C_c B_c ($b_2 - b_{2,n}$) Y
a_2 = a_{20} [($x - x_c$)/y]
b_2 = b_{20} [z/y]
a_{20} = 1, b_{20} = −0,4
x_c = 0,110, B_c = 1,000
n = P50, xy_W=0.344 , 0.351
$C_{AB,2}$=[A_2^2+B_2^2]$^{1/2}$
Name & Spektralbereich
R_m 570–770 Y_m 520–770
G_m 470–570 C_m 380–570
B_m 380–520 M_m 570–470
6 Optimalfarben (o), Y_W=90, Y_N=3,6
6 von maximalem (m) C_{AB} für P50
in Buntwertdiagram (A_2, B_2)
Parameter: Y
P50, C_r = 25:1
$\Delta h_{AB,2}$ = 6
max: 495–770
min: 380–495

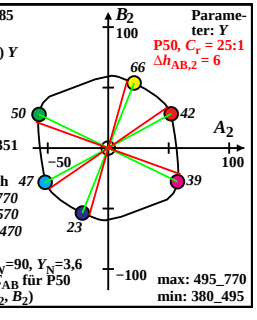

egt50−8n

XYZ_W=97.23 , 90.0 , 35.59
A_1 = 2,5 C_c ($a_1 - a_{1,n}$) Y
B_1 = 2,5 C_c B_c ($b_1 - b_{1,n}$) Y
a_1 = a_{20} [($x - x_c$)/y]
b_1 = b_{20} [z/y]
a_{20} = 1, b_{20} = −0,4
x_c = 0,110, B_c = 1,000
n = P30, xy_W=0.436 , 0.403
$C_{AB,1}$=[A_1^2+B_1^2]$^{1/2}$
Name & Spektralbereich
R_m 570–770 Y_m 520–770
G_m 470–570 C_m 380–570
B_m 380–520 M_m 570–470
6 Optimalfarben (o), Y_W=90, Y_N=3,6
6 von maximalem (m) C_{AB} für P30
in Buntwertdiagram (A_1, B_1)
Parameter: N
P30, C_r = 25:1
$\Delta h_{AB,1}$ = 6
max: 505–770
min: 380–505

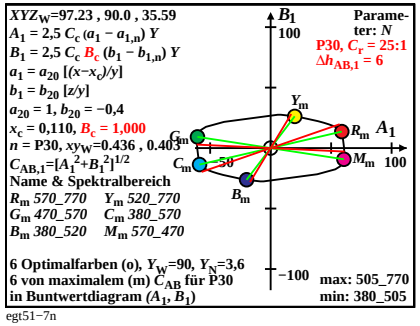

egt51−7n

XYZ_W=97.23 , 90.0 , 35.59
A_2 = 2,5 C_c ($a_2 - a_{2,n}$) Y
B_2 = 2,5 C_c B_c ($b_2 - b_{2,n}$) Y
a_2 = a_{20} [($x - x_c$)/y]
b_2 = b_{20} [z/y]
a_{20} = 1, b_{20} = −0,4
x_c = 0,110, B_c = 2,300
n = P30, xy_W=0.436 , 0.403
$C_{AB,2}$=[A_2^2+B_2^2]$^{1/2}$
Name & Spektralbereich
R_m 570–770 Y_m 520–770
G_m 470–570 C_m 380–570
B_m 380–520 M_m 570–470
6 Optimalfarben (o), Y_W=90, Y_N=3,6
6 von maximalem (m) C_{AB} für P30
in Buntwertdiagram (A_2, B_2)
Parameter: Y
P30, C_r = 25:1
$\Delta h_{AB,2}$ = 6
max: 505–770
min: 380–505

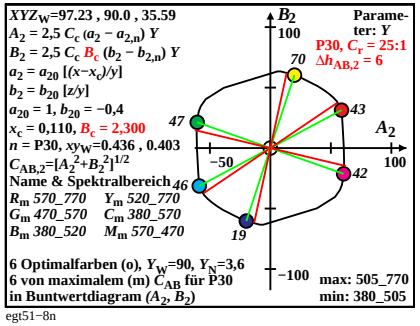

egt51−8n

TUB-Prüfvorlage egt5; TUB-Relativitätsmodell Farbensehen, Buntwerte von *Ostwald*-Farben
für Adaptation an 8 Lichtarten: P65, P60, P55, P50, P45, P40, P35, P30, C_r=25:1, dh_{AxBx}=6, Y_W=90