

XYZ_W=95.04, 100.0, 108.89

$$A_2 = 2.5 (a_2 - a_{2,n}) Y$$

$$B_2 = 2.5 B_c (b_2 - b_{2,n}) Y$$

$$a_2 = a_{20} [(x - x_c) / y]$$

$$b_2 = b_{20} [z / y]$$

$$a_{20} = 1, b_{20} = -0.4$$

$$x_c = 0.110, B_c = 0.800$$

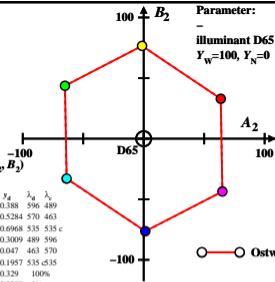
$$C_{AB2} = [A_2^2 + B_2^2]^{1/2}$$

6 Ostwald colours (o)

of maximum (m) C_{AB} inchromatic value diagram (A₂, B₂)Illumin. D65, Y_W=100, Y_N=0

Name	Range	X _d	Y _d	Z _d	x _d	y _d	λ _d	λ _c
R ₁	567_775	59.7	38.03	0.26	0.6092	0.388	596	489
Y	493_775	77.15	94.26	6.95	0.4325	0.5284	570	463
G _d	493_567	17.64	56.43	6.9	0.2178	0.6968	535	535 c
G _d	380_567	35.53	62.16	108.84	0.172	0.3009	489	596
B _d	380_493	18.08	5.93	102.15	0.1433	0.047	463	570
M _d	567_493	77.59	43.76	102.2	0.347	0.1957	535	535
W _d	380_775	95.04	100.0	108.89	0.3127	0.329	100%	
N _d	380_775	0.09	0.1	0.1	0.3126	0.3289	0%	
Z _d	380_775	17.1	18.0	19.6	0.3127	0.329	18%	

cev41-1a

XYZ_W=95.04, 100.0, 108.89

$$A_2 = 2.5 (a_2 - a_{2,n}) Y$$

$$B_2 = 2.5 B_c (b_2 - b_{2,n}) Y$$

$$a_2 = a_{20} [(x - x_c) / y]$$

$$b_2 = b_{20} [z / y]$$

$$a_{20} = 1, b_{20} = -0.4$$

$$x_c = 0.110, B_c = 0.800$$

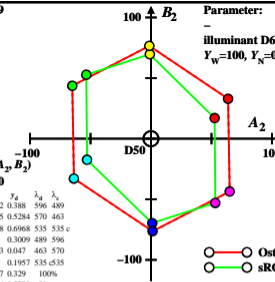
$$C_{AB2} = [A_2^2 + B_2^2]^{1/2}$$

6 Ostwald colours (o)

of maximum (m) C_{AB} inchromatic value diagram (A₂, B₂)Illumin. D50, Y_W=100, Y_N=0

Name	Range	X _d	Y _d	Z _d	x _d	y _d	λ _d	λ _c
R ₁	567_775	59.7	38.03	0.26	0.6092	0.388	596	489
Y	493_775	77.15	94.26	6.95	0.4325	0.5284	570	463
G _d	493_567	17.64	56.43	6.9	0.2178	0.6968	535	535 c
G _d	380_567	35.53	62.16	108.84	0.172	0.3009	489	596
B _d	380_493	18.08	5.93	102.15	0.1433	0.047	463	570
M _d	567_493	77.59	43.76	102.2	0.347	0.1957	535	535
W _d	380_775	95.04	100.0	108.89	0.3127	0.329	100%	
N _d	380_775	0.09	0.1	0.1	0.3126	0.3289	0%	
Z _d	380_775	17.1	18.0	19.6	0.3127	0.329	18%	

cev41-2a

XYZ_W=95.04, 100.0, 108.89

$$A_2 = 2.5 (a_2 - a_{2,n}) Y$$

$$B_2 = 2.5 B_c (b_2 - b_{2,n}) Y$$

$$a_2 = a_{20} [(x - x_c) / y]$$

$$b_2 = b_{20} [z / y]$$

$$a_{20} = 1, b_{20} = -0.4$$

$$x_c = 0.110, B_c = 0.800$$

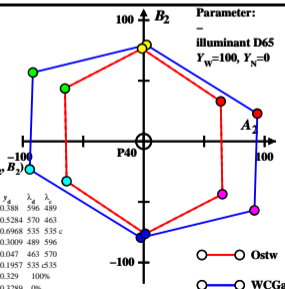
$$C_{AB2} = [A_2^2 + B_2^2]^{1/2}$$

6 Ostwald colours (o)

of maximum (m) C_{AB} inchromatic value diagram (A₂, B₂)Illumin. P40, Y_W=100, Y_N=0

Name	Range	X _d	Y _d	Z _d	x _d	y _d	λ _d	λ _c
R ₁	567_775	59.7	38.03	0.26	0.6092	0.388	596	489
Y	493_775	77.15	94.26	6.95	0.4325	0.5284	570	463
G _d	493_567	17.64	56.43	6.9	0.2178	0.6968	535	535 c
G _d	380_567	35.53	62.16	108.84	0.172	0.3009	489	596
B _d	380_493	18.08	5.93	102.15	0.1433	0.047	463	570
M _d	567_493	77.59	43.76	102.2	0.347	0.1957	535	535
W _d	380_775	95.04	100.0	108.89	0.3127	0.329	100%	
N _d	380_775	0.09	0.1	0.1	0.3126	0.3289	0%	
Z _d	380_775	17.1	18.0	19.6	0.3127	0.329	18%	

cev41-3a

XYZ_W=95.04, 100.0, 108.89

$$A_2 = 2.5 (a_2 - a_{2,n}) Y$$

$$B_2 = 2.5 B_c (b_2 - b_{2,n}) Y$$

$$a_2 = a_{20} [(x - x_c) / y]$$

$$b_2 = b_{20} [z / y]$$

$$a_{20} = 1, b_{20} = -0.4$$

$$x_c = 0.110, B_c = 0.800$$

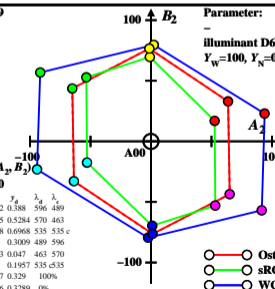
$$C_{AB2} = [A_2^2 + B_2^2]^{1/2}$$

6 Ostwald colours (o)

of maximum (m) C_{AB} inchromatic value diagram (A₂, B₂)Illumin. A00, Y_W=100, Y_N=0

Name	Range	X _d	Y _d	Z _d	x _d	y _d	λ _d	λ _c
R ₁	567_775	59.7	38.03	0.26	0.6092	0.388	596	489
Y	493_775	77.15	94.26	6.95	0.4325	0.5284	570	463
G _d	493_567	17.64	56.43	6.9	0.2178	0.6968	535	535 c
G _d	380_567	35.53	62.16	108.84	0.172	0.3009	489	596
B _d	380_493	18.08	5.93	102.15	0.1433	0.047	463	570
M _d	567_493	77.59	43.76	102.2	0.347	0.1957	535	535
W _d	380_775	95.04	100.0	108.89	0.3127	0.329	100%	
N _d	380_775	0.09	0.1	0.1	0.3126	0.3289	0%	
Z _d	380_775	17.1	18.0	19.6	0.3127	0.329	18%	

cev41-4a



cev41-7n