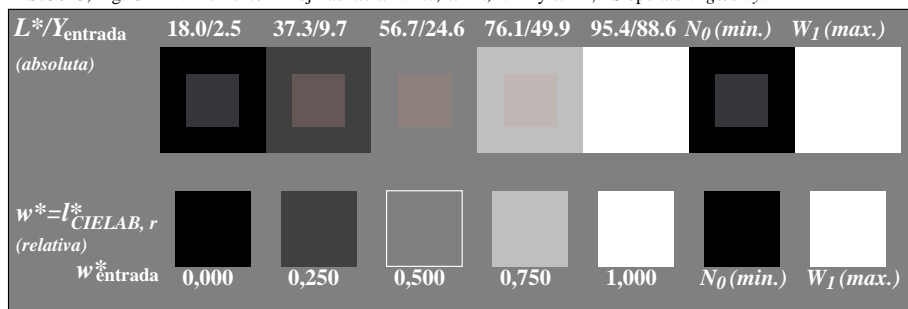
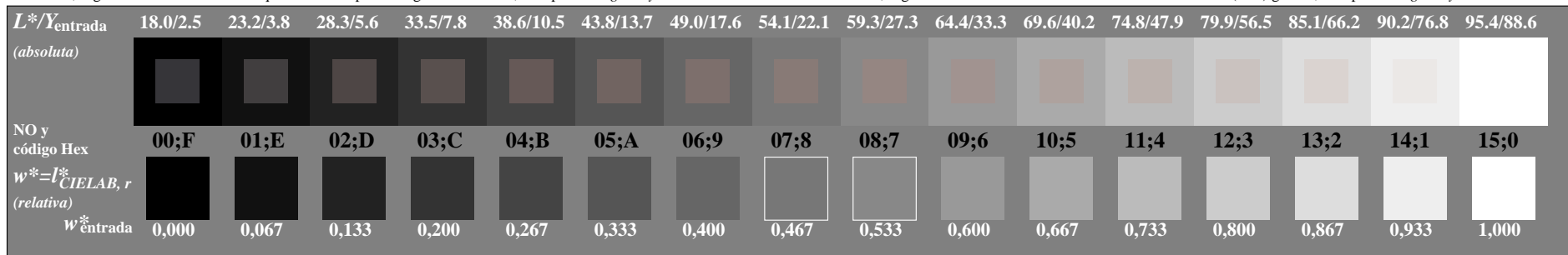


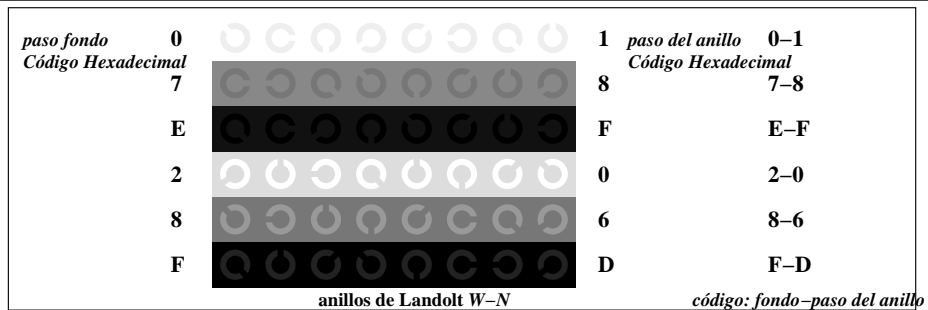
TS750-3, Fig. C1W-: Elemento A: rejillas radial N-W, W-N, N-Z y W-Z; PS operator: *rgb/cmy0*



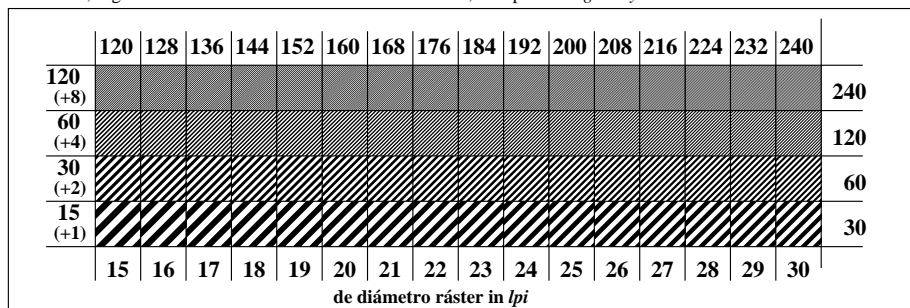
TS750-5, Fig. C2W-: Elemento B: 5 equidistante L^* pasos de gris + N_0 + W_1 ; PS operator: *rgb/cmy0*



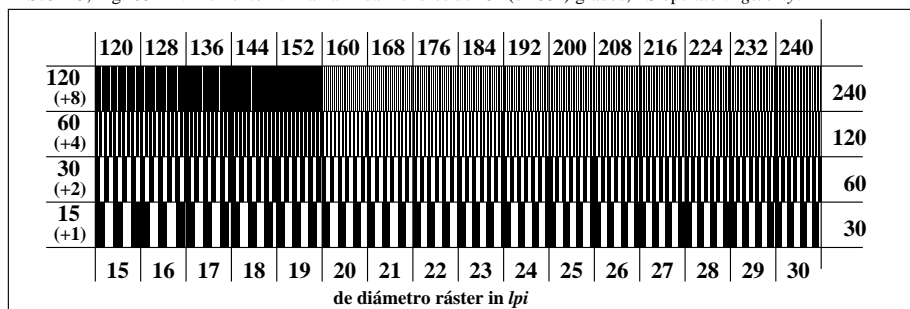
TS750-7, Fig. C3W-: Elemento C: 16 equidistante L^* pasos de gris; PS operator: *rgb/cmy0*



TS751-1, Fig. C4W-: Elemento D: anillos de Landolt W-N; PS operator: *rgb/cmy0*



TS751-3, Fig. C5W-: Elemento E: Trama línea menores de 45° (o 135°) grados; PS operator: *rgb/cmy0*



TS751-5, Fig. C6W-: Elemento F: Trama línea menores de 90° (o 0°) grados; PS operator: *rgb/cmy0*