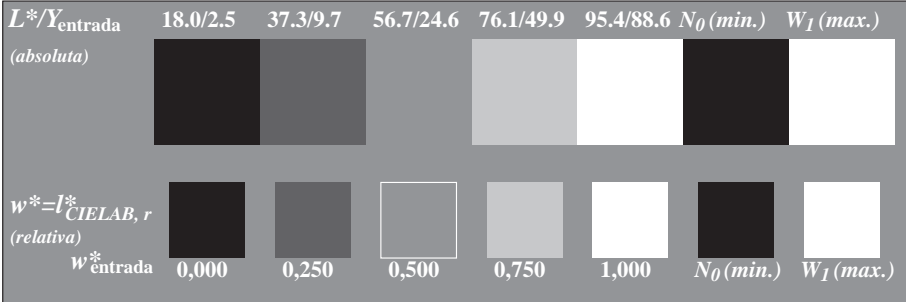
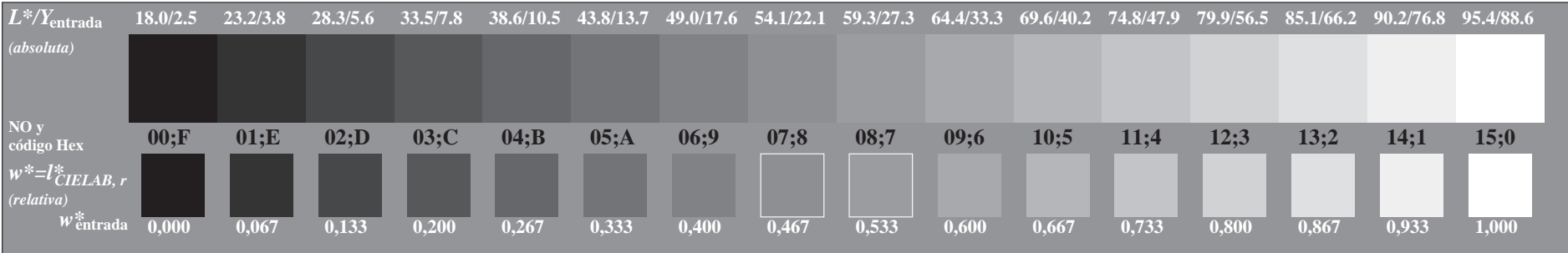


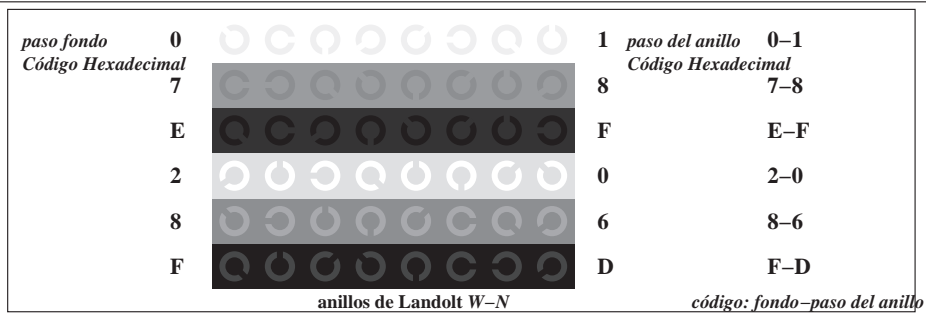
TS740-3, Fig. C1We: Elemento A: rejillas radial N-W, W-N, N-Z y W-Z; PS operator: *rgb/cmy0*



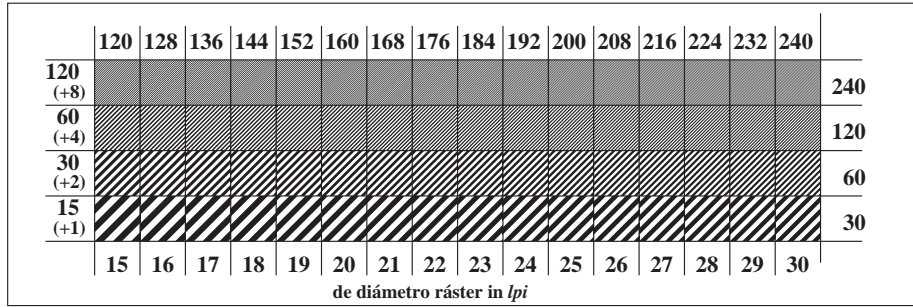
TS740-5, Fig. C2We: Elemento B: 5 equidistante L^* pasos de gris + N_0 + W_1 ; PS operator: *rgb/cmy0*



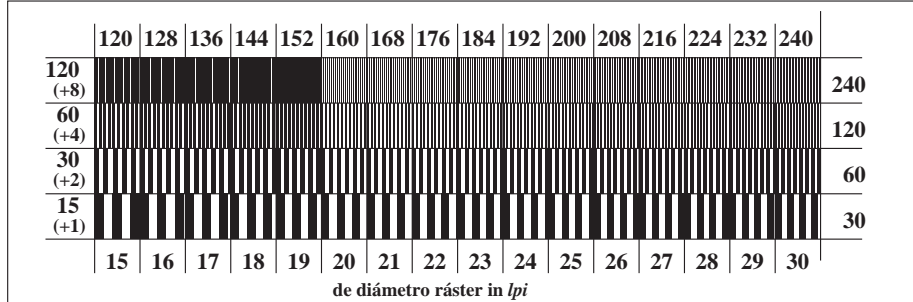
TS740-7, Fig. C3We: Elemento C: 16 equidistante L^* pasos de gris; PS operator: *rgb/cmy0*



TS741-1, Fig. C4We: Elemento D: anillos de Landolt W-N; PS operator: *rgb/cmy0*



TS741-3, Fig. C5We: Elemento E: Trama línea menores de 45° (o 135°) grados; PS operator: *rgb/cmy0*



TS741-5, Fig. C6We: Elemento F: Trama línea menores de 90° (o 0°) grados; PS operator: *rgb/cmy0*