
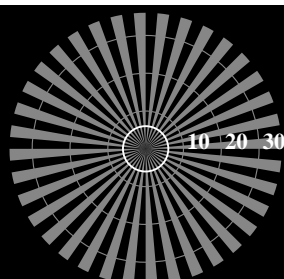


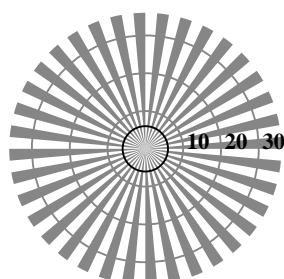
rejillas radial (Siemens estrellas) N-W



rejillas radial (Siemens estrellas) W-N

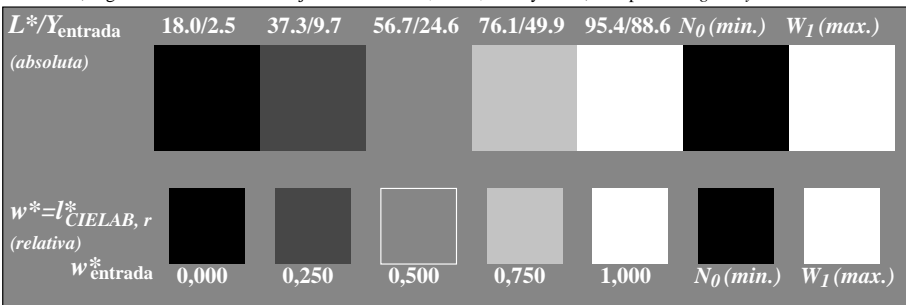


rejillas radial (Siemens estrellas) N-Z

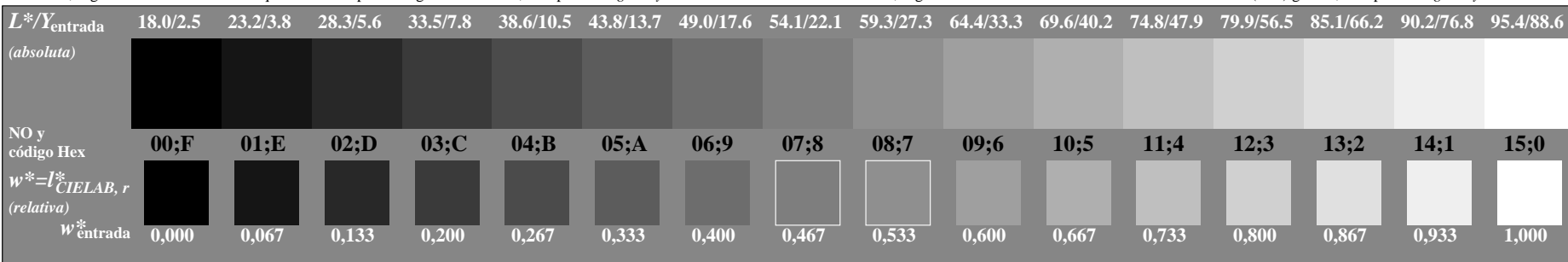


rejillas radial (Siemens estrellas) W-Z


TS710-3, Fig. C1Wd: Elemento A: rejillas radial N-W, W-N, N-Z y W-Z; PS operator: *rgb/cmy0*



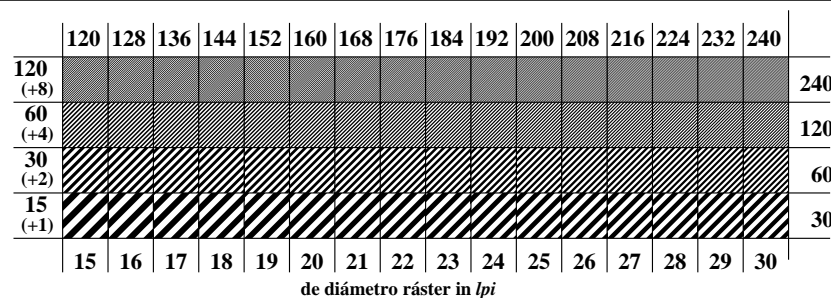
TS710-5, Fig. C2Wd: Elemento B: 5 equidistante L^* pasos de gris + N_0 + W_1 ; PS operator: *rgb/cmy0*



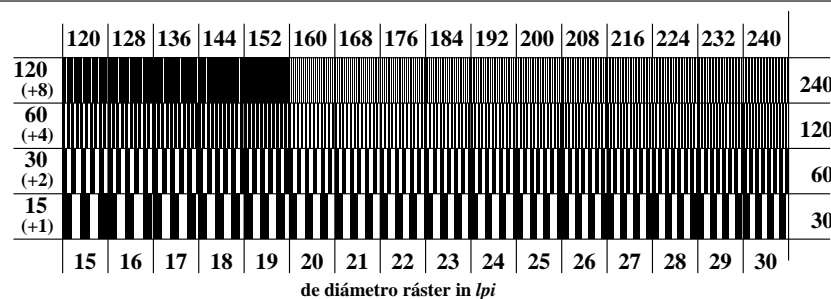
TS710-7, Fig. C3Wd: Elemento C: 16 equidistante L^* pasos de gris; PS operator: *rgb/cmy0*



TS711-1, Fig. C4Wd: Elemento D: anillos de Landolt W-N; PS operator: *rgb/cmy0*



TS711-3, Fig. C5Wd: Elemento E: Trama línea menores de 45° (o 135°) grados; PS operator: *rgb/cmy0*



TS711-5, Fig. C6Wd: Elemento F: Trama línea menores de 90° (o 0°) grados; PS operator: *rgb/cmy0*