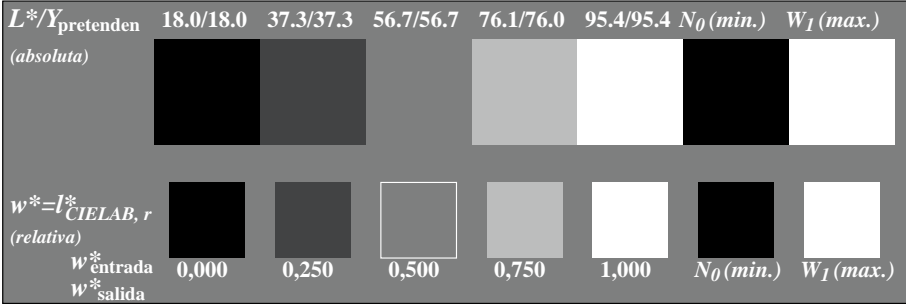
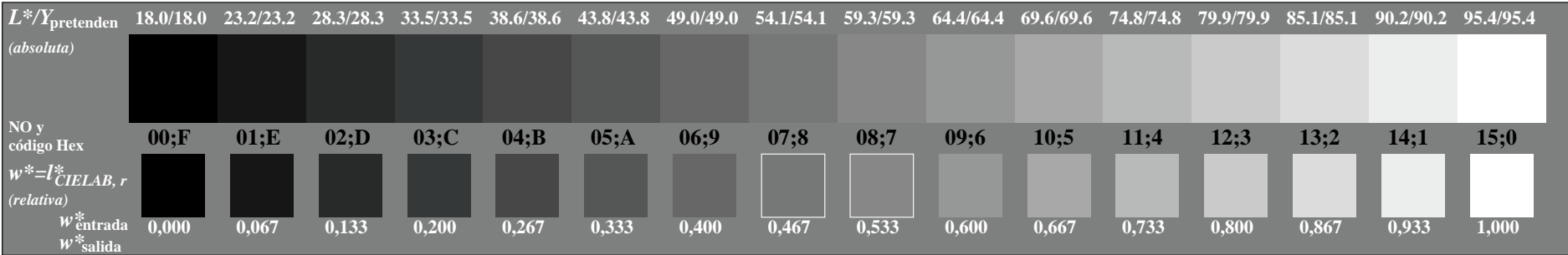



TS700-3, Fig. C1Wde: Elemento A: rejillas radial N-W, W-N, N-Z y W-Z; PS operator: *rgb/cmy0*



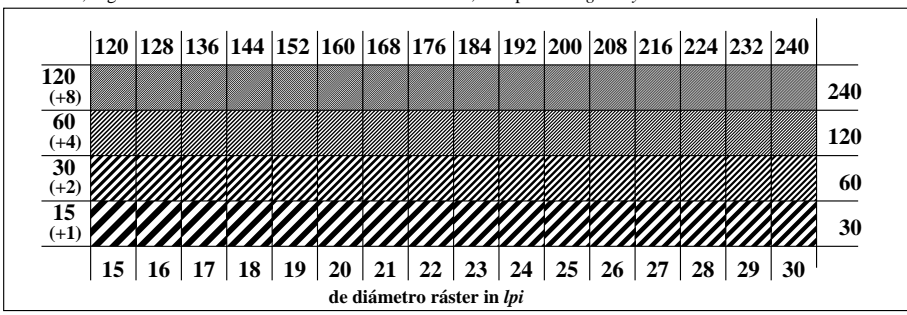
TS700-5, Fig. C2Wde: Elemento B: 5 equidistante L^* pasos de gris + N_0 + W_1 ; PS operator: *rgb/cmy0*



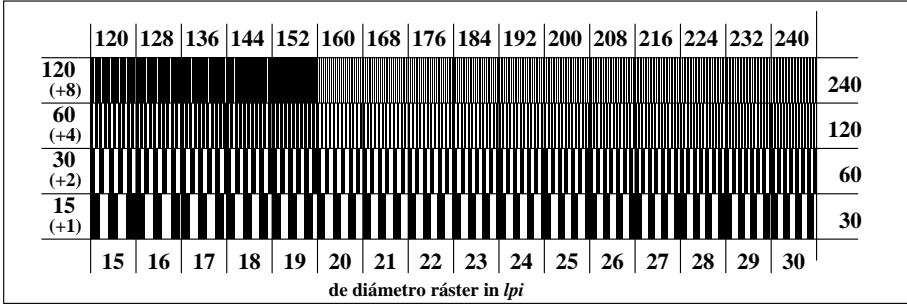
TS700-7, Fig. C3Wde: Elemento C: 16 equidistante L^* pasos de gris; PS operator: *rgb/cmy0*



TS701-1, Fig. C4Wde: Elemento D: anillos de Landolt W-N; PS operator: *rgb/cmy0*



TS701-3, Fig. C5Wde: Elemento E: Trama línea menores de 45° (o 135°) grados; PS operator: *rgb/cmy0*



TS701-5, Fig. C6Wde: Elemento F: Trama línea menores de 90° (o 0°) grados; PS operator: *rgb/cmy0*