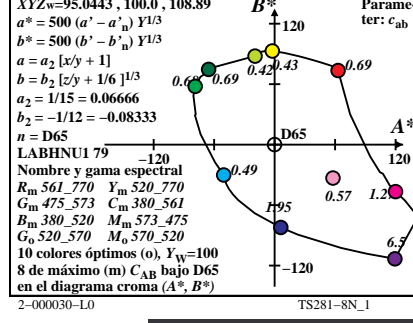
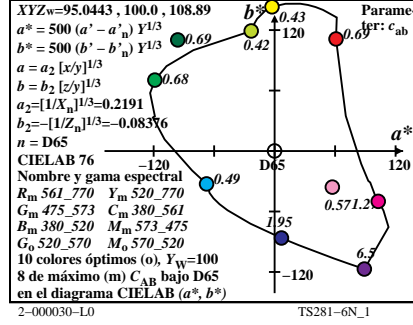
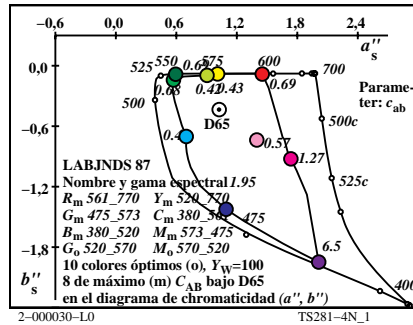
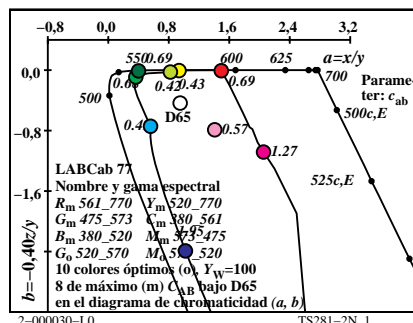
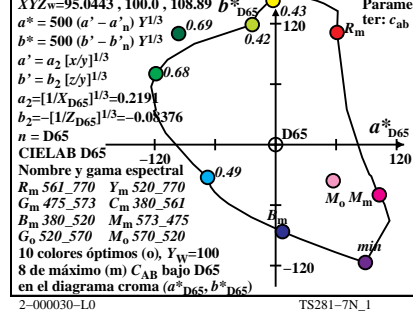
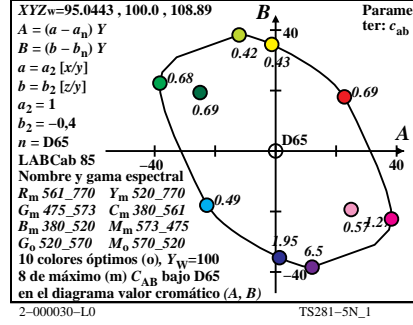
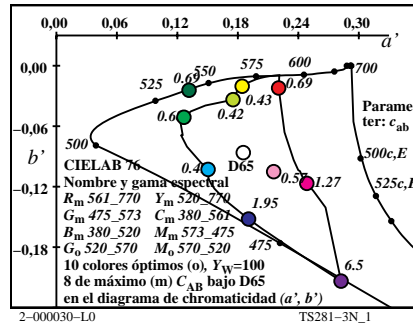
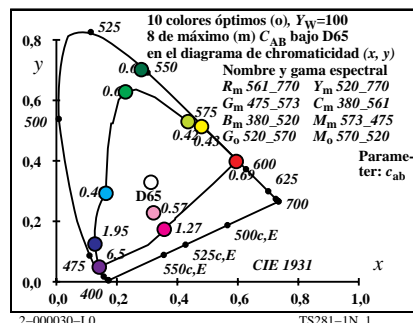


Ostwald colores óptimos (o) de máximo (m) C_{AB} bajo D65, Y_w=100, Y_m=520_770

i ₁ , λ ₁	i ₂ , λ ₂	X ₁₀₀	Y ₁₀₀	Z ₁₀₀	x	y	z	h _{xy}	i _d , λ _d	i _c , λ _c	Code
0	405	32	561	32.57	58.2	108.12	0.1637	0.2926	0.5436	193.7	16 483 37 589 Cm
6	435	32	562	29.09	58.79	88.73	0.1647	0.3328	0.5023	178.4	17 486 42 610
10	450	32	563	22.93	59.41	52.37	0.1702	0.441	0.3887	141.8	19 496 -1 496c
12	460	33	565	20.88	60.32	34.02	0.1812	0.5234	0.2952	124.0	21 505 -1 505c
12	465	33	567	21.95	61.66	34.03	0.1866	0.5241	0.2892	122.8	21 506 -1 506c
14	470	33	569	21.47	62.72	19.98	0.206	0.602	0.1918	111.3	24 520 -1 520c
15	475	34	573	23.76	65.29	14.91	0.2285	0.6279	0.1434	105.6	25 528 -1 528c Gm
16	480	36	580	29.0	69.95	11.05	0.2636	0.6358	0.1005	99.0	27 537 -1 537c
17	485	39	595	42.11	78.75	8.23	0.3261	0.6099	0.0638	87.2	29 548 -1 548c
18	490	-1	490c	77.09	93.8	6.13	0.4354	0.5298	0.0346	58.5	33 565 11 459 max
19	495	-1	495c	77.04	92.3	4.52	0.4431	0.5308	0.026	57.1	33 566 12 462
20	500	-1	500c	77.02	90.42	3.27	0.4511	0.5296	0.0191	55.3	33 567 12 464
22	510	-1	510c	76.89	85.27	1.63	0.4694	0.5205	0.01	50.7	33 569 13 469
23	520	-1	519c	76.66	81.98	1.16	0.4797	0.513	0.0072	47.7	34 570 14 471 Ym
25	530	-1	529c	75.53	74.04	0.57	0.503	0.4931	0.0038	40.7	34 573 15 475
27	540	-1	539c	73.26	64.9	0.26	0.5292	0.4688	0.0019	32.8	35 577 15 478
28	545	-1	544c	71.66	60.13	0.18	0.5429	0.4556	0.0014	28.7	35 579 15 479
29	550	-1	549c	69.7	55.26	0.13	0.5571	0.4417	0.001	24.7	36 582 16 480
30	555	-1	554c	67.4	50.4	0.09	0.5716	0.4274	0.0008	20.8	36 584 16 481
32	560	-1	560c	61.78	41.0	0.05	0.6007	0.3987	0.0005	13.6	37 589 16 483
32	561	0	405	62.46	41.79	0.76	0.5948	0.3979	0.0072	13.7	37 589 16 483 Rm
32	562	6	435	65.95	41.2	20.15	0.518	0.3236	0.1583	358.4	42 610 17 486
32	563	10	450	72.11	40.58	56.51	0.4261	0.2398	0.3339	321.8	-1 496c 19 496
33	565	12	460	74.16	39.67	74.86	0.393	0.2102	0.3967	304.0	-1 505c 21 505
33	567	12	465	73.08	38.33	74.86	0.3923	0.2057	0.4018	302.9	-1 506c 21 506
33	569	14	470	73.57	37.27	88.9	0.3683	0.1865	0.445	291.3	-1 520c 24 520
34	573	15	475	71.27	34.7	93.97	0.3564	0.1735	0.4699	285.7	-1 528c 25 528 Mm
36	580	16	480	66.03	30.04	97.83	0.3405	0.1549	0.5045	279.1	-1 537c 27 537
39	595	17	485	52.92	21.24	100.65	0.3027	0.1215	0.5757	267.2	-1 548c 29 548
-1	490c	18	490	17.95	6.19	102.75	0.1414	0.0487	0.8097	238.5	11 459 33 565 min
-1	495c	19	495	18.0	7.69	104.36	0.1384	0.0591	0.8024	237.1	12 462 33 566
-1	500c	20	500	18.02	9.57	105.61	0.1352	0.0719	0.7928	235.4	12 464 33 567
-1	510c	22	510	18.14	14.72	107.25	0.1295	0.105	0.7654	230.7	13 469 33 569
-1	519c	23	520	18.37	18.01	107.72	0.1275	0.1249	0.7475	227.7	14 471 34 570 Bm
-1	529c	25	530	19.5	25.95	108.31	0.1268	0.1687	0.7043	220.7	15 475 34 573
-1	539c	27	540	21.77	35.09	108.62	0.1315	0.212	0.6563	212.8	15 478 35 577
-1	544c	28	545	23.38	39.86	108.7	0.1359	0.2318	0.6321	208.8	15 479 35 579
-1	549c	29	550	25.33	44.73	108.76	0.1416	0.2501	0.6081	204.7	16 480 36 582
-1	554c	30	555	27.63	49.59	108.79	0.1485	0.2665	0.5848	200.8	16 481 36 584
-1	560c	32	560	33.26	58.99	108.83	0.1654	0.2933	0.5412	193.6	16 483 37 589
380	770	95.04	100.0	108.89	0.3127	0.329	0.3582	0.0			

gráfico TUB-TS28; maximum C_{AB}, Y_m=520_770
 XYZ, xyz, h data, D65, Y_w=100, Parameter: c_{ab}

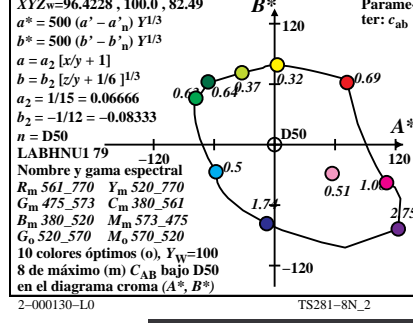
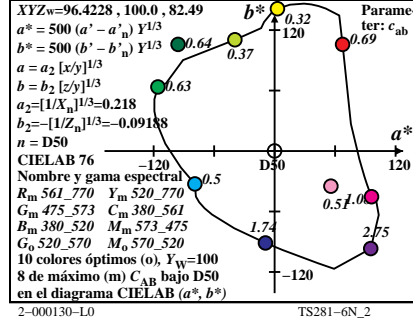
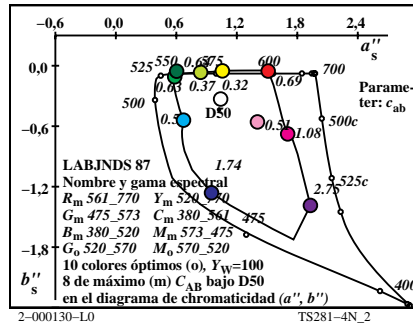
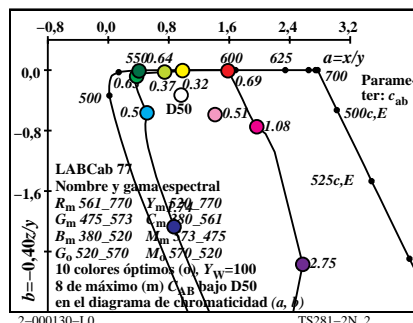
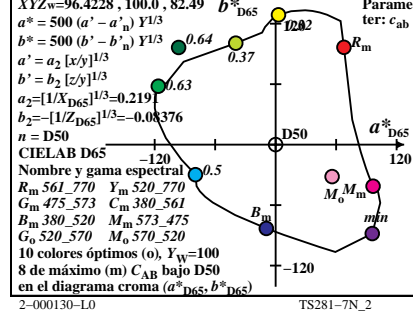
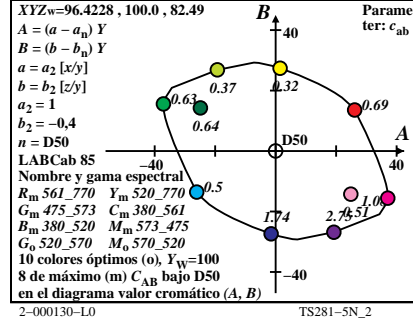
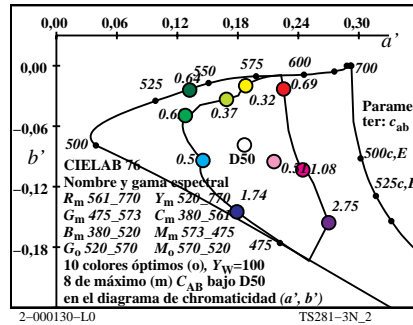
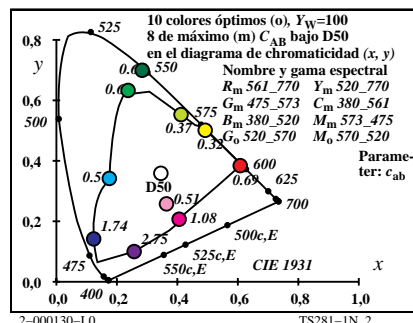


entrada: w/rgb/cmyk -> w/rgb/cmyk-
 salida: ningún cambio

Ostwald colores óptimos (o) de máximo (m) C_{AB} bajo D50, $Y_w=100$, $Y_m=520_770$

i_1, λ_1	i_2, λ_2	X_{100}	Y_{100}	Z_{100}	x	y	z	h_{xy}	i_d, λ_d	i_c, λ_c	Code
1	405	32	564	29.62	57.81	81.6	0.1752	0.3419	0.4827	185.5	17 486 38 592 Cm
7	435	33	565	26.33	58.18	63.49	0.1779	0.393	0.4289	168.3	18 490 46 634
10	450	33	566	23.03	58.68	42.47	0.1854	0.4725	0.342	144.5	19 497 -1 497c
12	460	33	567	21.47	59.3	28.27	0.1969	0.5437	0.2592	128.7	21 506 -1 506c
13	465	33	568	21.31	59.95	22.16	0.206	0.5796	0.2143	122.2	22 511 -1 511c
14	470	34	570	21.86	61.04	17.05	0.2187	0.6106	0.1706	116.7	23 519 -1 519c
15	475	34	573	23.55	62.89	12.91	0.237	0.6329	0.1299	111.5	25 527 -1 527c Gm
15	480	35	578	27.61	66.91	12.92	0.2569	0.6227	0.1202	108.5	26 531 -1 531c
17	485	37	587	35.32	72.24	7.33	0.3074	0.6287	0.0637	98.0	28 544 -1 544c
18	490	44	620	65.61	88.02	5.54	0.4122	0.5529	0.0348	71.0	32 561 -1 561c max
19	495	-1	495c	83.11	93.65	4.13	0.4594	0.5177	0.0228	54.4	33 568 12 463
20	500	-1	500c	83.09	91.98	3.02	0.4665	0.5164	0.0169	52.5	33 569 13 466
22	510	-1	510c	82.98	87.33	1.55	0.4827	0.5081	0.009	47.4	34 571 14 471
23	520	-1	519c	82.76	84.29	1.11	0.4921	0.5012	0.0066	44.2	34 572 14 473 Ym
25	530	-1	529c	81.69	76.8	0.56	0.5136	0.4828	0.0035	36.4	35 575 15 477
27	540	-1	539c	79.51	68.0	0.26	0.538	0.4601	0.0018	27.8	35 579 16 480
28	545	-1	544c	77.94	63.34	0.18	0.5509	0.4477	0.0013	23.4	36 581 16 481
29	550	-1	549c	76.02	58.55	0.13	0.5643	0.4346	0.0009	19.1	36 583 16 483
30	555	-1	554c	73.73	53.72	0.09	0.578	0.4211	0.0007	15.0	37 585 16 484
32	560	-1	560c	68.07	44.27	0.05	0.6055	0.3938	0.0005	7.7	38 590 17 486
32	564	1	405	66.79	42.18	0.88	0.6079	0.3839	0.008	5.5	38 592 17 486 Rm
33	565	7	435	70.08	41.81	18.99	0.5354	0.3194	0.1451	348.3	46 634 18 490
33	566	10	450	73.38	41.31	40.02	0.4743	0.267	0.2586	324.5	-1 497c 19 497
33	567	12	460	74.94	40.69	54.22	0.4412	0.2395	0.3191	308.7	-1 506c 21 506
33	568	13	465	75.1	40.04	60.32	0.428	0.2281	0.3437	302.3	-1 511c 22 511
34	570	14	470	74.55	38.95	65.43	0.4166	0.2176	0.3656	296.7	-1 519c 23 519
34	573	15	475	72.86	37.1	69.58	0.4058	0.2066	0.3875	291.6	-1 527c 25 527 Mm
35	578	15	480	68.81	33.08	69.57	0.4013	0.1929	0.4057	288.5	-1 531c 26 531
37	587	17	485	61.09	27.75	75.16	0.3724	0.1692	0.4582	278.0	-1 544c 28 544
44	620	18	490	30.81	11.97	76.95	0.2573	0.1	0.6426	251.1	-1 561c 32 561 min
-1	495c	19	495	13.31	6.34	78.36	0.1357	0.0647	0.7994	234.4	12 463 33 568
-1	500c	20	500	13.32	8.01	79.46	0.1321	0.0794	0.7883	232.5	13 466 33 569
-1	510c	22	510	13.44	12.66	80.94	0.1255	0.1182	0.7561	227.5	14 471 34 571
-1	519c	23	520	13.65	15.7	81.37	0.1233	0.1418	0.7348	224.2	14 473 34 572 Bm
-1	529c	25	530	14.72	23.19	81.93	0.1228	0.1935	0.6836	216.5	15 477 35 575
-1	539c	27	540	16.91	31.99	82.22	0.1289	0.244	0.627	207.8	16 480 35 579
-1	544c	28	545	18.47	36.65	82.3	0.1344	0.2666	0.5988	203.5	16 481 36 581
-1	549c	29	550	20.4	41.44	82.36	0.1414	0.2873	0.5711	199.2	16 483 36 583
-1	554c	30	555	22.69	46.27	82.39	0.1499	0.3057	0.5443	195.0	16 484 37 585
-1	560c	32	560	28.35	55.72	82.43	0.1702	0.3346	0.495	187.7	17 486 38 590
380	770	96.42	100.0	82.49	0.3457	0.3585	0.2957	0.0			

gráfico TUB-TS28; maximum C_{AB} , $Y_m=520_770$
 XYZ, xyz , h data, D50, $Y_w=100$, Parameter: c_{ab}

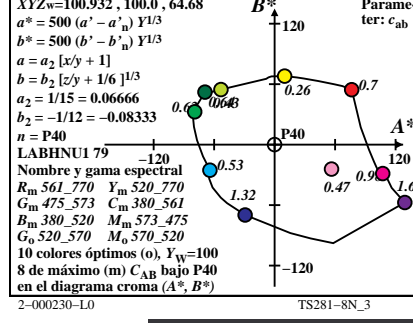
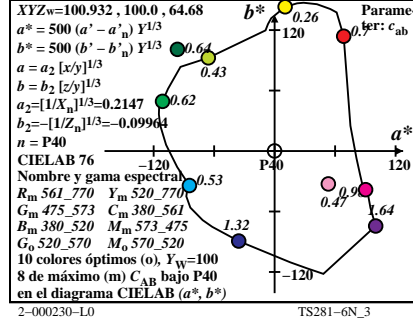
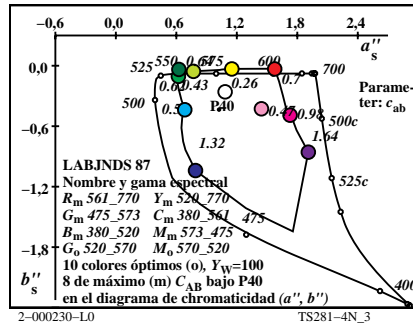
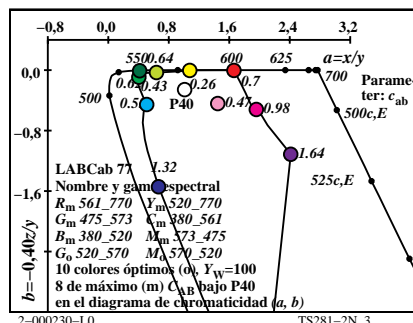
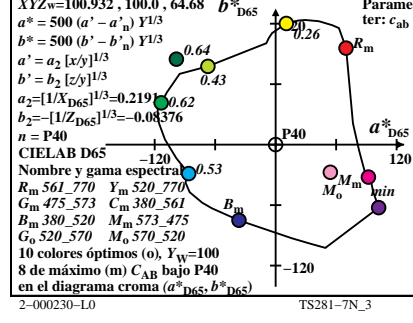
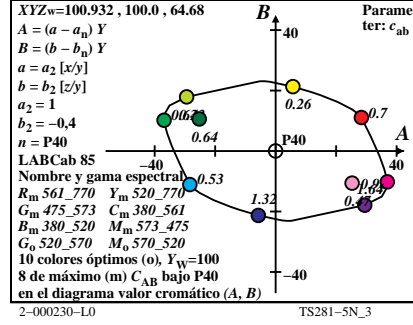
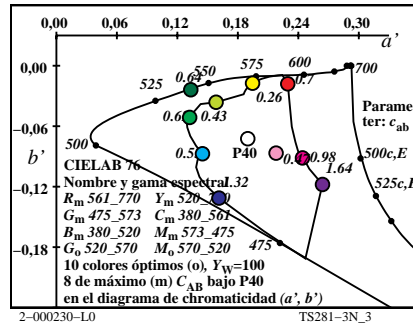
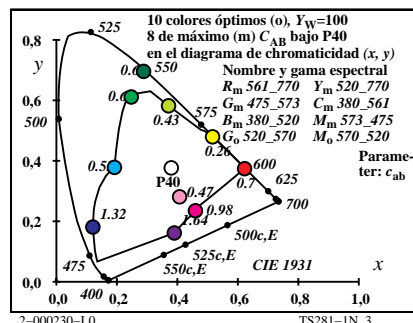


entrada: $w/rgb/cmyk \rightarrow w/rgb/cmyk$
 salida: ningún cambio

Ostwald colores óptimos (o) de máximo (m) C_{AB} bajo P40, $Y_w=100$, $Y_m=520_770$

i_1, λ_1	i_2, λ_2	X_{100}	Y_{100}	Z_{100}	x	y	z	h_{xy}	i_d, λ_d	i_c, λ_c	Code
0	405	33	568	28.76	56.58	64.26	0.1922	0.3782	0.4295	179.4	17 488 38 594 Cm
7	435	33	568	25.87	56.85	48.49	0.1971	0.4333	0.3695	162.7	18 493 54 674
10	450	33	569	23.49	57.27	33.07	0.2063	0.5031	0.2905	143.8	19 499 -1 499c
12	460	34	570	22.45	57.79	22.67	0.2181	0.5615	0.2202	131.1	21 507 -1 507c
13	465	34	571	22.44	58.31	18.03	0.2271	0.5902	0.1825	125.5	22 512 -1 512c
14	470	34	572	22.98	59.17	14.1	0.2387	0.6147	0.1464	120.6	23 519 -1 519c
14	475	34	574	24.78	61.12	14.1	0.2477	0.6111	0.141	119.3	24 522 -1 522c Gm
15	480	35	578	27.65	63.82	10.88	0.2701	0.6234	0.1063	113.9	26 531 -1 531c
17	485	37	585	33.55	68.02	6.37	0.3108	0.6301	0.059	105.2	28 543 -1 543c
17	490	40	600	50.32	79.03	6.38	0.3707	0.5822	0.047	92.5	30 554 -1 554c max
19	495	-1	495c	90.57	94.87	3.66	0.4789	0.5016	0.0193	51.6	34 571 12 464
20	500	-1	500c	90.56	93.44	2.71	0.485	0.5004	0.0145	49.6	34 571 13 467
21	510	-1	509c	90.54	91.62	1.97	0.4916	0.4975	0.0107	47.2	34 572 13 469
24	520	-1	520c	89.9	83.41	0.74	0.5164	0.4792	0.0042	36.9	35 575 15 476 Ym
26	530	-1	530c	88.44	75.94	0.37	0.5368	0.4609	0.0022	28.2	35 578 16 480
27	540	-1	539c	87.29	71.77	0.26	0.5478	0.4504	0.0016	23.7	36 580 16 481
29	545	-1	545c	84.0	62.86	0.13	0.5714	0.4276	0.0009	14.9	36 584 16 484
29	550	-1	549c	84.0	62.86	0.13	0.5714	0.4276	0.0009	14.9	36 584 16 484
31	555	-1	555c	79.18	53.5	0.07	0.5963	0.403	0.0006	6.9	37 588 17 486
32	560	-1	560c	76.14	48.79	0.06	0.6091	0.3903	0.0005	3.4	38 591 17 487
33	568	0	405	72.16	43.41	0.42	0.622	0.3742	0.0037	359.4	38 594 17 488 Rm
33	568	7	435	75.05	43.14	16.19	0.5584	0.3209	0.1205	342.7	54 674 18 493
33	569	10	450	77.44	42.72	31.61	0.5102	0.2814	0.2082	323.9	-1 499c 19 499
34	570	12	460	78.47	42.2	42.01	0.4823	0.2593	0.2582	311.1	-1 507c 21 507
34	571	13	465	78.48	41.68	46.65	0.4704	0.2498	0.2796	305.5	-1 512c 22 512
34	572	14	470	77.94	40.82	50.58	0.4602	0.241	0.2987	300.6	-1 519c 23 519
34	574	14	475	76.15	38.87	50.58	0.4598	0.2347	0.3054	299.4	-1 522c 24 522 Mm
35	578	15	480	73.27	36.17	53.8	0.4488	0.2215	0.3295	294.0	-1 531c 26 531
37	585	17	485	67.37	31.97	58.31	0.4273	0.2028	0.3698	285.2	-1 543c 28 543
40	600	17	490	50.61	20.96	58.3	0.3896	0.1614	0.4488	272.6	-1 554c 30 554 min
-1	495c	19	495	10.35	5.12	61.02	0.1353	0.0669	0.7977	231.6	12 464 34 571
-1	500c	20	500	10.36	6.55	61.97	0.1313	0.083	0.7855	229.7	13 467 34 571
-1	509c	21	510	10.38	8.37	62.71	0.1275	0.1028	0.7696	227.3	13 469 34 572
-1	520c	24	520	11.02	16.58	63.94	0.1204	0.1811	0.6984	216.9	15 476 35 575 Bm
-1	530c	26	530	12.48	24.05	64.31	0.1237	0.2385	0.6377	208.3	16 480 35 578
-1	539c	27	540	13.63	28.22	64.42	0.1282	0.2655	0.6061	203.7	16 481 36 580
-1	545c	29	545	16.92	37.13	64.55	0.1427	0.313	0.5442	194.9	16 484 36 584
-1	549c	29	550	16.92	37.13	64.55	0.1427	0.313	0.5442	194.9	16 484 36 584
-1	555c	31	555	21.74	46.49	64.6	0.1636	0.3499	0.4863	186.9	17 486 37 588
-1	560c	32	560	24.79	51.2	64.62	0.1762	0.3641	0.4595	183.4	17 487 38 591
380	770	100.93	100.0	64.68	0.3799	0.3764	0.2435	0.0			

gráfico TUB-TS28; maximum C_{AB} , $Y_m=520_770$
 XYZ, xyz , h data, P40, $Y_w=100$, Parameter: c_{ab}

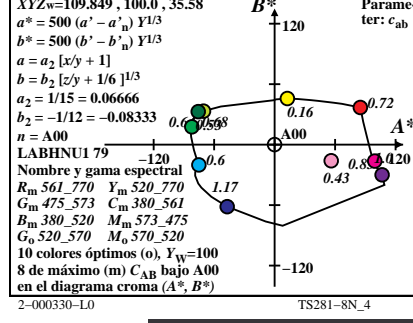
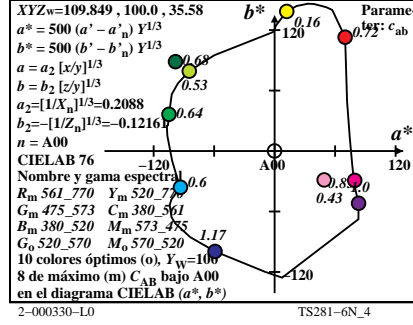
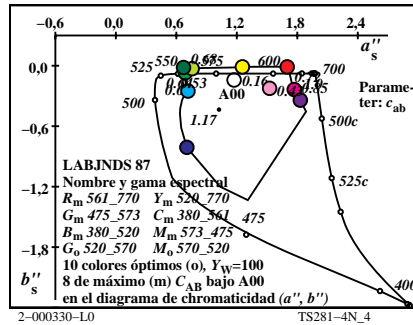
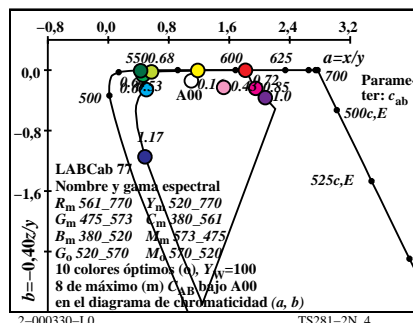
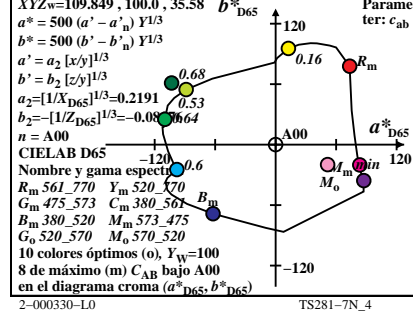
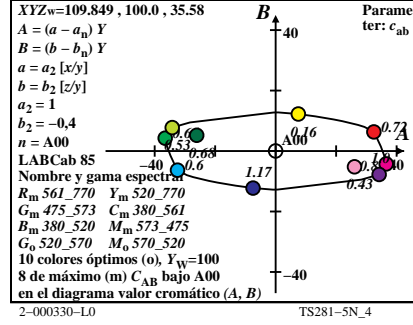
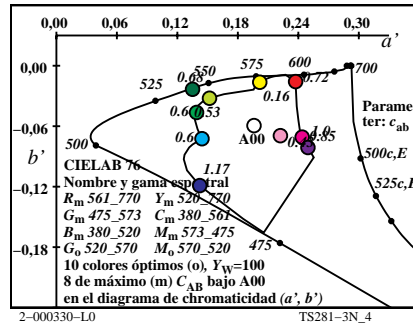
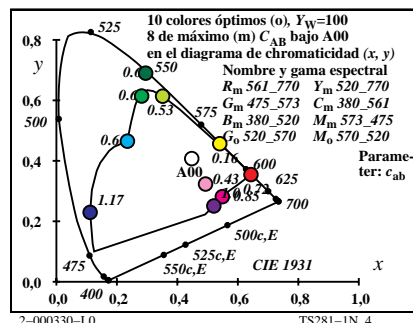


entrada: $w/rgb/cmyk \rightarrow w/rgb/cmyk$
 salida: ningún cambio

Ostwald colores óptimos (o) de máximo (m) C_{AB} bajo A00, $Y_w=100$, $Y_m=520_770$

i_1, λ_1	i_2, λ_2	X_{100}	Y_{100}	Z_{100}	x	y	z	h_{xy}	i_d, λ_d	i_c, λ_c	Code
1	405	34	574	27.6	54.67	35.28	0.2347	0.465	0.3001	164.8	18 494 39 599 Cm
6	435	34	574	26.83	54.85	30.55	0.239	0.4887	0.2722	158.6	19 496 42 611
9	450	34	574	25.76	55.12	23.32	0.2472	0.5289	0.2238	148.7	20 501 -1 501c
12	460	35	575	24.7	55.33	14.75	0.2606	0.5837	0.1556	136.6	21 508 -1 508c
13	465	35	575	24.73	55.6	12.04	0.2677	0.6018	0.1303	132.7	22 512 -1 512c
13	470	35	576	25.43	56.26	12.04	0.2712	0.6001	0.1285	132.4	22 513 -1 513c
14	475	35	577	26.19	57.11	9.67	0.2817	0.6142	0.104	128.7	23 519 -1 519c Gm
16	480	35	579	27.57	58.19	6.02	0.3003	0.6339	0.0656	123.0	26 532 -1 532c
17	485	36	582	30.76	60.55	4.72	0.3202	0.6305	0.0491	119.6	28 540 -1 540c
18	490	37	588	37.17	64.98	3.68	0.3512	0.6139	0.0348	114.9	29 548 -1 548c max
19	495	40	601	53.48	74.48	2.85	0.4088	0.5693	0.0218	103.4	31 559 -1 559c
20	500	-1	500c	104.46	95.67	2.17	0.5163	0.4728	0.0107	43.5	35 576 13 469
21	510	-1	509c	104.44	94.31	1.62	0.5212	0.4706	0.0081	40.5	35 576 14 472
24	520	-1	520c	103.93	87.81	0.66	0.5401	0.4563	0.0034	27.8	35 579 16 480 Ym
26	530	-1	530c	102.7	81.5	0.35	0.5564	0.4416	0.0019	17.4	36 582 16 484
28	540	-1	540c	100.37	73.92	0.18	0.5752	0.4236	0.001	7.2	37 585 17 487
28	545	-1	544c	100.37	73.92	0.18	0.5752	0.4236	0.001	7.2	37 585 17 487
29	550	-1	549c	98.69	69.75	0.13	0.5854	0.4137	0.0008	2.6	37 586 17 489
31	555	-1	555c	94.09	60.83	0.08	0.6069	0.3924	0.0005	354.6	38 590 18 491
32	560	-1	560c	91.08	56.18	0.06	0.6182	0.3813	0.0004	351.3	38 593 18 492
34	574	1	405	82.24	45.32	0.3	0.6431	0.3544	0.0023	344.8	39 599 18 494 Rm
34	574	6	435	83.01	45.14	5.02	0.6233	0.3389	0.0377	338.7	42 611 19 496
34	574	9	450	84.08	44.87	12.26	0.5954	0.3177	0.0868	328.7	-1 501c 20 501
35	575	12	460	85.14	44.66	20.83	0.5651	0.2965	0.1382	316.7	-1 508c 21 508
35	575	13	465	85.11	44.39	23.53	0.5561	0.29	0.1537	312.7	-1 512c 22 512
35	576	13	470	84.41	43.73	23.53	0.5565	0.2883	0.1551	312.4	-1 513c 22 513
35	577	14	475	83.64	42.88	25.91	0.5487	0.2813	0.1699	308.7	-1 519c 23 519
35	579	16	480	82.27	41.8	29.55	0.5355	0.272	0.1923	303.0	-1 532c 26 532
36	582	17	485	79.08	39.44	30.85	0.5294	0.264	0.2065	299.7	-1 540c 28 540
37	588	18	490	72.67	35.01	31.89	0.5206	0.2508	0.2285	295.0	-1 548c 29 548
40	601	19	495	56.36	25.51	32.72	0.4917	0.2226	0.2855	283.4	-1 559c 31 559
-1	500c	20	500	5.38	4.32	33.4	0.1248	0.1002	0.7748	223.5	13 469 35 576
-1	509c	21	510	5.39	5.68	33.95	0.1198	0.1262	0.7538	220.6	14 472 35 576
-1	520c	24	520	5.91	12.18	34.91	0.1115	0.2298	0.6586	207.8	16 480 35 579 Bm
-1	530c	26	530	7.14	18.49	35.23	0.1173	0.3037	0.5788	197.4	16 484 36 582
-1	540c	28	540	9.47	26.07	35.39	0.1335	0.3674	0.4989	187.2	17 487 37 585
-1	544c	28	545	9.47	26.07	35.39	0.1335	0.3674	0.4989	187.2	17 487 37 585
-1	549c	29	550	11.15	30.24	35.44	0.1451	0.3935	0.4612	182.6	17 489 37 586
-1	555c	31	555	15.75	39.16	35.49	0.1742	0.4331	0.3926	174.6	18 491 38 590
-1	560c	32	560	18.75	43.81	35.51	0.1912	0.4466	0.362	171.2	18 492 38 593
380	770	109.84	99.99	35.58	0.4475	0.4074	0.1449	0.0			

gráfico TUB-TS28; maximum C_{AB} , $Y_m=520_770$
 XYZ, xyz , h data, A00, $Y_w=100$, Parameter: c_{ab}

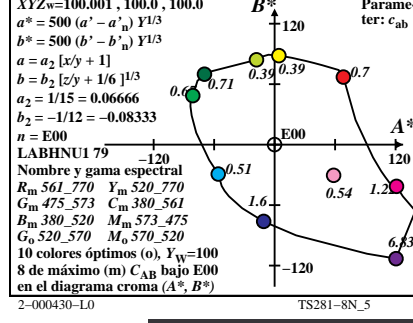
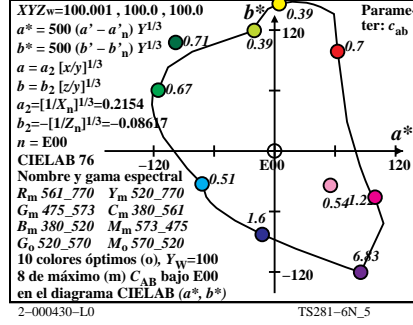
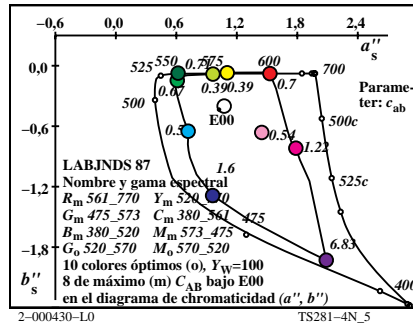
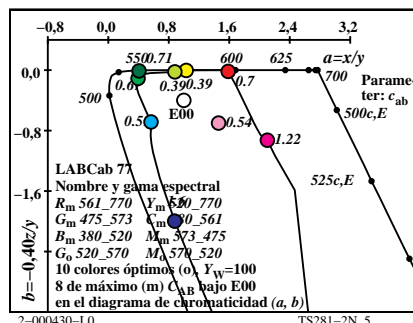
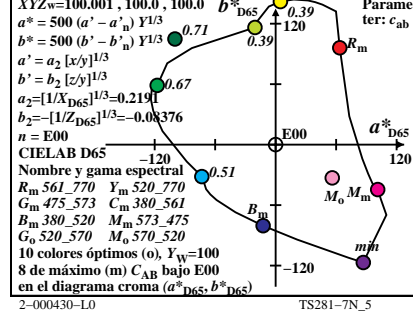
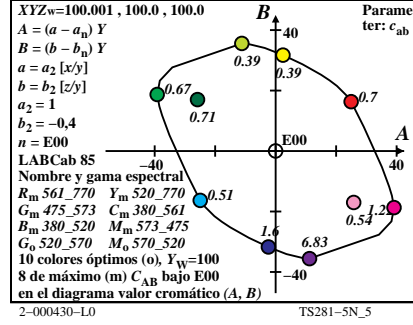
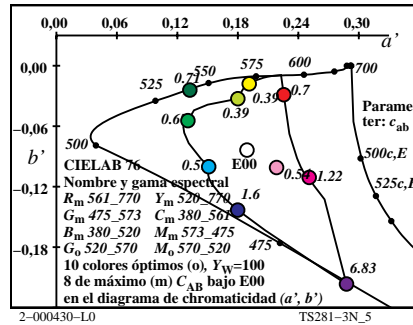
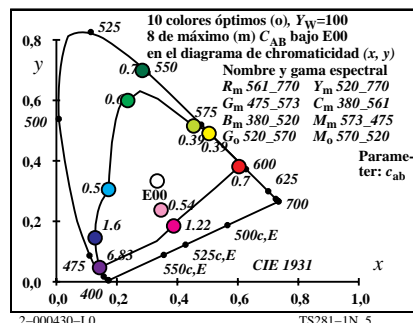


entrada: $w/rgb/cmyk \rightarrow w/rgb/cmyk$
 salida: ningún cambio

Ostwald colores óptimos (o) de máximo (m) C_{AB} bajo E00, $Y_w=100$, $Y_m=520_770$

i_1, λ_1	i_2, λ_2	X_{100}	Y_{100}	Z_{100}	x	y	z	h_{xy}	i_d, λ_d	i_c, λ_c	Code
1	405	32	564	32.46	57.42	98.28	0.1725	0.3051	0.5222	189.9	16 484 38 592 Cm
6	435	33	565	28.76	57.91	77.9	0.1747	0.3518	0.4733	173.3	17 488 45 627
10	450	33	566	23.31	58.44	45.21	0.1835	0.4603	0.3561	139.6	19 498 -1 498c
12	460	33	568	21.73	59.28	29.75	0.1962	0.5351	0.2686	124.1	21 507 -1 507c
13	465	33	569	21.68	60.14	23.17	0.2065	0.5727	0.2206	117.8	22 514 -1 514c
14	470	34	571	22.57	61.52	17.72	0.2217	0.6041	0.174	112.3	24 522 -1 522c
14	475	35	575	25.39	64.53	17.73	0.2358	0.5994	0.1646	110.0	25 525 -1 525c Gm
16	480	36	581	29.91	68.21	10.05	0.2765	0.6305	0.0929	100.8	27 538 -1 538c
17	485	39	595	42.54	76.7	7.54	0.3355	0.6049	0.0594	89.5	29 549 -1 549c
18	490	-1	490c	83.34	94.54	5.63	0.4541	0.5151	0.0307	56.3	33 568 11 459 max
19	495	-1	495c	83.29	93.18	4.17	0.461	0.5157	0.0231	54.9	33 568 12 461
19	500	-1	499c	83.29	93.18	4.17	0.461	0.5157	0.0231	54.9	33 568 12 461
22	510	-1	510c	83.16	86.74	1.54	0.485	0.5059	0.0089	48.6	34 571 13 469
24	520	-1	520c	82.54	80.14	0.78	0.5049	0.4902	0.0047	42.4	34 574 14 473 Ym
26	530	-1	530c	80.98	72.11	0.37	0.5276	0.4698	0.0024	35.0	35 577 15 477
28	540	-1	540c	78.25	63.21	0.18	0.5524	0.4462	0.0012	27.2	36 581 15 479
29	545	-1	545c	76.4	58.59	0.13	0.5654	0.4336	0.0009	23.3	36 583 16 480
29	550	-1	549c	76.4	58.59	0.13	0.5654	0.4336	0.0009	23.3	36 583 16 480
30	555	-1	554c	74.18	53.92	0.09	0.5786	0.4205	0.0007	19.5	37 585 16 482
32	560	-1	560c	68.62	44.64	0.05	0.6055	0.3939	0.0005	12.5	38 590 16 483
32	564	1	405	67.53	42.57	1.71	0.6039	0.3807	0.0153	9.9	38 592 16 484 Rm
33	565	6	435	71.23	42.08	22.09	0.526	0.3107	0.1632	353.3	45 627 17 488
33	566	10	450	76.68	41.55	54.78	0.4432	0.2401	0.3166	319.7	-1 498c 19 498
33	568	12	460	78.26	40.71	70.24	0.4135	0.2151	0.3712	304.2	-1 507c 21 507
33	569	13	465	78.31	39.85	76.83	0.4015	0.2043	0.394	297.9	-1 514c 22 514
34	571	14	470	77.42	38.47	82.27	0.3906	0.1941	0.4151	292.4	-1 522c 24 522
35	575	14	475	74.61	35.46	82.27	0.3878	0.1843	0.4277	290.1	-1 525c 25 525 Mm
36	581	16	480	70.08	31.78	89.94	0.3653	0.1656	0.4689	280.8	-1 538c 27 538
39	595	17	485	57.45	23.29	92.46	0.3317	0.1344	0.5337	269.5	-1 549c 29 549
-1	490c	18	490	16.65	5.45	94.36	0.1429	0.0468	0.8101	236.4	11 459 33 568 min
-1	495c	19	495	16.7	6.81	95.82	0.1399	0.0571	0.8029	235.0	12 461 33 568
-1	499c	19	500	16.7	6.81	95.82	0.1399	0.0571	0.8029	235.0	12 461 33 568
-1	510c	22	510	16.83	13.25	98.45	0.1309	0.1031	0.7659	228.6	13 469 34 571
-1	520c	24	520	17.45	19.85	99.22	0.1278	0.1454	0.7267	222.4	14 473 34 574
-1	530c	26	530	19.01	27.88	99.62	0.1297	0.1903	0.6798	215.1	15 477 35 577
-1	540c	28	540	21.74	36.78	99.81	0.1373	0.2323	0.6303	207.2	15 479 36 581
-1	545c	29	545	23.59	41.4	99.86	0.1431	0.2511	0.6057	203.3	16 480 36 583
-1	549c	29	550	23.59	41.4	99.86	0.1431	0.2511	0.6057	203.3	16 480 36 583
-1	554c	30	555	25.81	46.07	99.9	0.1502	0.2682	0.5815	199.5	16 482 37 585
-1	560c	32	560	31.37	55.35	99.94	0.168	0.2965	0.5353	192.5	16 483 38 590
380	770	100.0	100.0	100.0	0.3333	0.3333	0.3333	0.0			

gráfico TUB-TS28; maximum C_{AB} , $Y_m=520_770$
 XYZ, xyz , h data, E00, $Y_w=100$, Parameter: c_{ab}



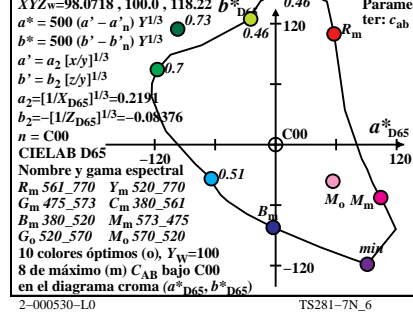
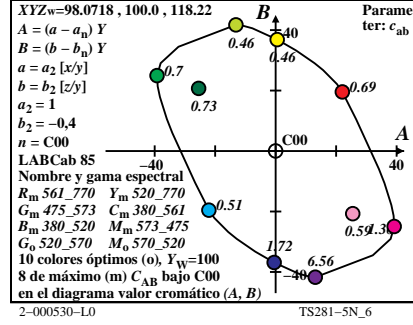
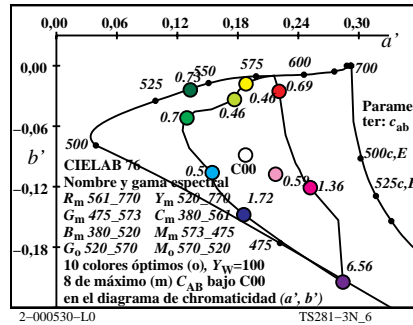
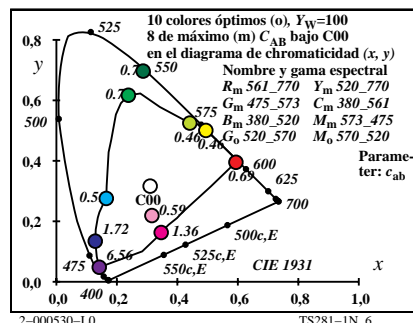
entrada: $w/rgb/cmyk \rightarrow w/rgb/cmyk$
 salida: ningún cambio

Ostwald colores óptimos (o) de máximo (m) C_{AB} bajo C00, Y_w=100, Y_m=520_770

i ₁ , λ ₁	i ₂ , λ ₂	X ₁₀₀	Y ₁₀₀	Z ₁₀₀	x	y	z	h _{xy}	i _d , λ _d	i _c , λ _c	Code
1	405	32	562	34.5	57.68	117.03	0.1649	0.2756	0.5593	195.5	16 482 37 589 Cm
6	435	32	563	30.59	58.35	95.14	0.1661	0.3169	0.5168	179.6	17 486 42 612
10	450	32	564	23.8	59.09	54.97	0.1726	0.4286	0.3987	140.6	19 496 -1 496c
11	460	33	566	23.39	60.53	45.09	0.1813	0.4691	0.3494	130.0	20 501 -1 501c
13	465	33	568	21.76	61.21	27.67	0.1967	0.5531	0.2501	115.5	22 513 -1 513c
14	470	34	570	22.73	62.96	20.9	0.2132	0.5906	0.1961	109.4	24 522 -1 522c
15	475	35	575	25.45	65.92	15.51	0.2381	0.6167	0.1451	103.4	26 530 -1 530c Gm
16	480	36	582	31.68	71.08	11.37	0.2775	0.6227	0.0996	96.0	28 540 -1 540c
16	485	40	602	48.83	82.56	11.39	0.342	0.5781	0.0798	83.0	30 551 -1 551c
18	490	-1	490c	78.39	93.33	6.01	0.441	0.525	0.0338	57.8	33 566 11 459 max
19	495	-1	495c	78.34	91.77	4.32	0.449	0.526	0.0248	56.4	33 567 12 462
19	500	-1	499c	78.34	91.77	4.32	0.449	0.526	0.0248	56.4	33 567 12 462
21	510	-1	509c	78.29	87.66	2.16	0.4656	0.5214	0.0128	52.8	33 568 13 466
24	520	-1	520c	77.6	78.6	0.78	0.4943	0.5006	0.0049	45.0	34 572 14 472 Ym
26	530	-1	530c	76.06	70.68	0.38	0.5169	0.4804	0.0026	38.4	35 575 15 475
28	540	-1	540c	73.26	61.57	0.18	0.5425	0.456	0.0013	31.0	35 579 15 478
28	545	-1	544c	73.26	61.57	0.18	0.5425	0.456	0.0013	31.0	35 579 15 478
29	550	-1	549c	71.31	56.72	0.13	0.5563	0.4425	0.001	27.1	36 581 15 479
31	555	-1	555c	66.23	46.84	0.07	0.5853	0.4139	0.0006	19.5	37 586 16 481
31	560	-1	559c	66.23	46.84	0.07	0.5853	0.4139	0.0006	19.5	37 586 16 481
32	562	1	405	63.56	42.31	1.19	0.5936	0.3952	0.0111	15.5	37 589 16 482 Rm
32	563	6	435	67.47	41.64	23.08	0.5104	0.315	0.1745	359.6	42 612 17 486
32	564	10	450	74.26	40.9	63.25	0.4162	0.2292	0.3544	320.7	-1 496c 19 496
33	566	11	460	74.67	39.46	73.13	0.3987	0.2107	0.3905	310.1	-1 501c 20 501
33	568	13	465	76.3	38.78	90.54	0.371	0.1886	0.4403	295.5	-1 513c 22 513
34	570	14	470	75.33	37.03	97.31	0.3592	0.1766	0.4641	289.4	-1 522c 24 522
35	575	15	475	72.61	34.07	102.71	0.3467	0.1627	0.4905	283.4	-1 530c 26 530 Mm
36	582	16	480	66.38	28.91	106.84	0.3284	0.143	0.5285	276.0	-1 540c 28 540
40	602	16	485	49.23	17.43	106.83	0.2837	0.1005	0.6157	263.0	-1 551c 30 551
-1	490c	18	490	19.67	6.66	112.2	0.142	0.0481	0.8098	237.9	11 459 33 566 min
-1	495c	19	495	19.72	8.22	113.89	0.139	0.0579	0.8029	236.4	12 462 33 567
-1	499c	19	500	19.72	8.22	113.89	0.139	0.0579	0.8029	236.4	12 462 33 567
-1	509c	21	510	19.77	12.33	116.05	0.1334	0.0832	0.7833	232.8	13 466 33 568
-1	520c	24	520	20.46	21.39	117.44	0.1284	0.1342	0.7372	225.0	14 472 34 572 Bm
-1	530c	26	530	22.0	29.31	117.83	0.1301	0.1732	0.6966	218.4	15 475 35 575
-1	540c	28	540	24.8	38.42	118.03	0.1368	0.2119	0.6511	211.0	15 478 35 579
-1	544c	28	545	24.8	38.42	118.03	0.1368	0.2119	0.6511	211.0	15 478 35 579
-1	549c	29	550	26.75	43.27	118.09	0.1422	0.23	0.6277	207.1	15 479 36 581
-1	555c	31	555	31.83	53.15	118.15	0.1567	0.2616	0.5816	199.5	16 481 37 586
-1	559c	31	560	31.83	53.15	118.15	0.1567	0.2616	0.5816	199.5	16 481 37 586
380	770	98.07	100.0	118.22	0.31	0.3161	0.3737	0.0			

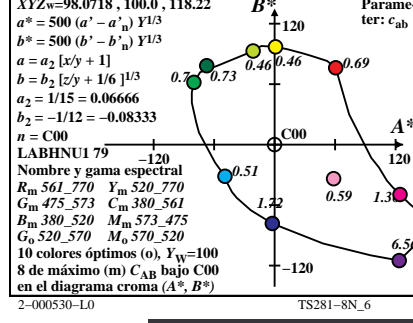
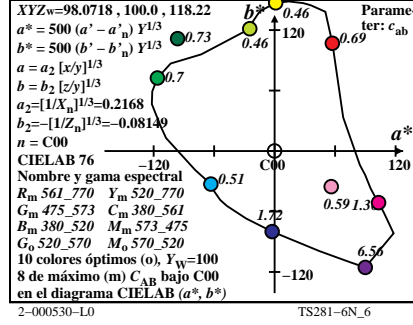
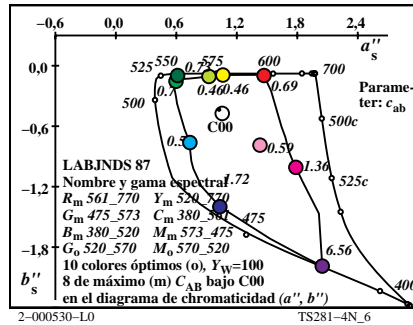
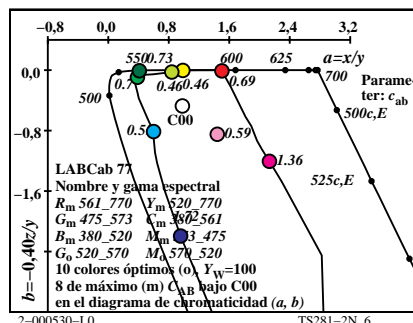
2-000530-L0 TS280-7N_6

gráfico TUB-TS28; maximum C_{AB}, Y_m=520_770
 XYZ, xyz, h data, C00, Y_w=100, Parameter: c_{ab}



2-000530-L0 TS281-7N_6

entrada: w/rgb/cmyk -> w/rgb/cmyk-
 salida: ningún cambio



2-000530-L0 TS281-8N_6

TUB matrícula: 20130201-TS28/TS28LONA.TXT /PS
 aplicación para la medida de display output

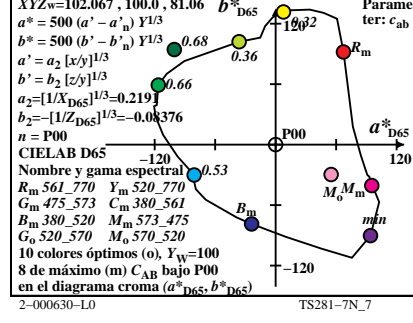
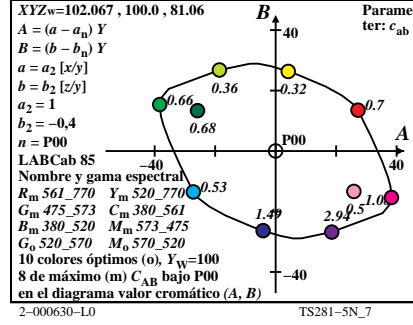
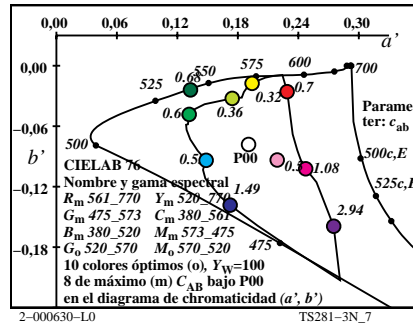
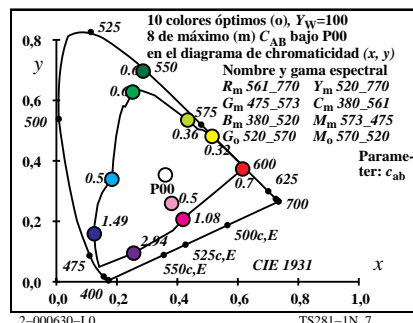
TUB material: code=rh4ta

Ostwald colores óptimos (o) de máximo (m) C_{AB} bajo P00, $Y_w=100$, $Y_m=520_770$

i_1, λ_1	i_2, λ_2	X_{100}	Y_{100}	Z_{100}	x	y	z	h_{xy}	i_d, λ_d	i_c, λ_c	Code
1	405	33	567	30.75	56.81	79.81	0.1837	0.3394	0.4768	184.4	17 486 38 594 Cm
7	435	33	567	26.73	57.13	58.13	0.1882	0.4023	0.4093	164.0	18 491 -1 491c
10	450	33	568	23.65	57.64	38.32	0.1977	0.4818	0.3204	141.6	19 499 -1 499c
12	460	34	570	22.35	58.3	25.63	0.2103	0.5485	0.2411	127.5	21 507 -1 507c
13	465	34	571	22.38	58.95	20.14	0.2205	0.5809	0.1984	121.5	22 513 -1 513c
13	470	34	572	23.76	60.46	20.14	0.2277	0.5792	0.1929	120.4	23 515 -1 515c
15	475	35	575	24.94	61.97	11.85	0.2524	0.6274	0.12	111.4	25 529 -1 529c Gm
16	480	36	580	28.9	65.35	8.98	0.2799	0.6329	0.087	106.0	27 537 -1 537c
17	485	37	589	37.81	71.71	6.79	0.325	0.6164	0.0584	97.6	29 547 -1 547c
18	490	45	625	72.2	88.93	5.13	0.4342	0.5348	0.0308	67.8	32 564 -1 564c max
18	495	-1	494c	88.77	95.36	5.13	0.469	0.5038	0.0271	54.2	34 570 12 460
20	500	-1	500c	88.71	92.62	2.81	0.4817	0.5029	0.0153	50.9	34 571 13 465
22	510	-1	510c	88.6	88.31	1.45	0.4967	0.495	0.0081	46.1	34 573 14 470
24	520	-1	520c	88.03	82.18	0.75	0.5148	0.4807	0.0043	39.5	35 575 14 474 Ym
25	530	-1	529c	87.42	78.53	0.53	0.525	0.4717	0.0032	35.7	35 577 15 476
28	540	-1	540c	83.92	66.0	0.18	0.559	0.4397	0.0012	23.5	36 582 16 481
28	545	-1	544c	83.92	66.0	0.18	0.559	0.4397	0.0012	23.5	36 582 16 481
30	550	-1	550c	79.92	56.88	0.1	0.5837	0.4155	0.0007	15.5	37 586 16 483
30	555	-1	554c	79.92	56.88	0.1	0.5837	0.4155	0.0007	15.5	37 586 16 483
32	560	-1	560c	74.35	47.6	0.06	0.6093	0.3901	0.0005	8.4	38 591 17 485
33	567	1	405	71.3	43.18	1.24	0.6161	0.3731	0.0107	4.4	38 594 17 486 Rm
33	567	7	435	75.32	42.86	22.92	0.5338	0.3037	0.1624	344.0	-1 491c 18 491
33	568	10	450	78.41	42.35	42.73	0.4795	0.259	0.2613	321.6	-1 499c 19 499
34	570	12	460	79.71	41.69	55.42	0.4507	0.2357	0.3134	307.5	-1 507c 21 507
34	571	13	465	79.68	41.04	60.91	0.4386	0.2259	0.3353	301.5	-1 513c 22 513
34	572	13	470	78.29	39.53	60.91	0.438	0.2211	0.3407	300.4	-1 515c 23 515
35	575	15	475	77.12	38.02	69.2	0.4183	0.2062	0.3753	291.5	-1 529c 25 529 Mm
36	580	16	480	73.15	34.64	72.07	0.4067	0.1925	0.4006	286.0	-1 537c 27 537
37	589	17	485	64.24	28.28	74.26	0.3851	0.1695	0.4452	277.6	-1 547c 29 547
45	625	18	490	29.85	11.06	75.92	0.2555	0.0946	0.6497	247.9	-1 564c 32 564 min
-1	494c	18	495	13.29	4.63	75.92	0.1416	0.0493	0.809	234.2	12 460 34 570
-1	500c	20	500	13.35	7.37	78.24	0.1349	0.0745	0.7905	231.0	13 465 34 571
-1	510c	22	510	13.45	11.68	79.6	0.1284	0.1115	0.7599	226.1	14 470 34 573
-1	520c	24	520	14.03	17.81	80.3	0.1251	0.1588	0.716	219.5	14 474 35 575 Bm
-1	529c	25	530	14.64	21.46	80.52	0.1255	0.184	0.6904	215.7	15 476 35 577
-1	540c	28	540	18.14	33.99	80.87	0.1364	0.2555	0.608	203.5	16 481 36 582
-1	544c	28	545	18.14	33.99	80.87	0.1364	0.2555	0.608	203.5	16 481 36 582
-1	550c	30	550	22.14	43.11	80.96	0.1514	0.2948	0.5537	195.5	16 483 37 586
-1	554c	30	555	22.14	43.11	80.96	0.1514	0.2948	0.5537	195.5	16 483 37 586
-1	560c	32	560	27.71	52.39	80.99	0.172	0.3252	0.5027	188.4	17 485 38 591
380	770	102.06	100.0	81.06	0.3604	0.3531	0.2863	0.0			

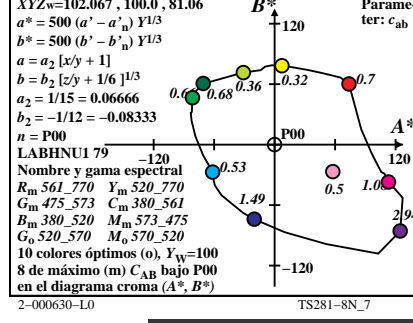
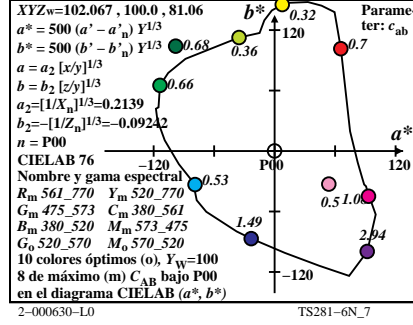
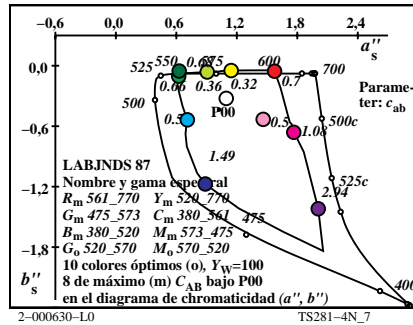
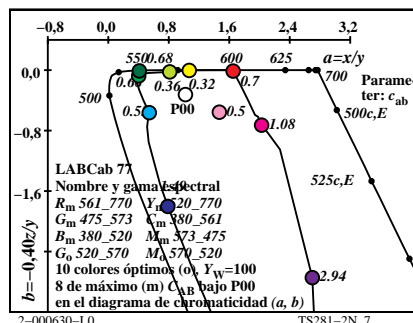
2-000630-L0 TS280-7N_7

gráfico TUB-TS28; maximum C_{AB} , $Y_m=520_770$
 XYZ, xyz , h data, P00, $Y_w=100$, Parameter: c_{ab}



2-000630-L0 TS281-7N_7

entrada: $w/rgb/cmyk \rightarrow w/rgb/cmyk$
 salida: ningún cambio

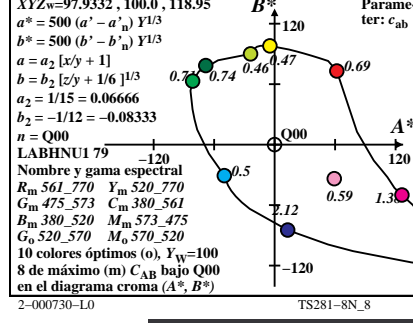
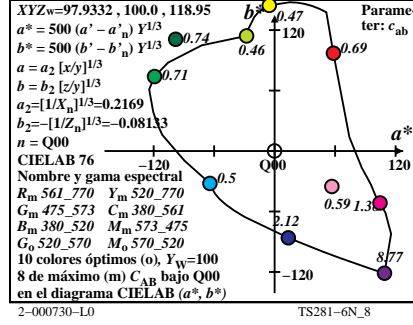
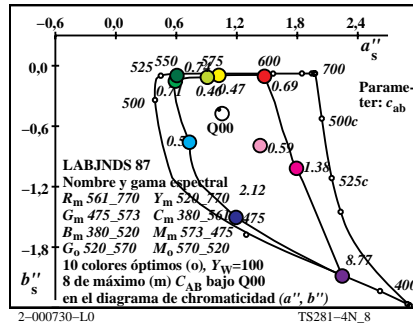
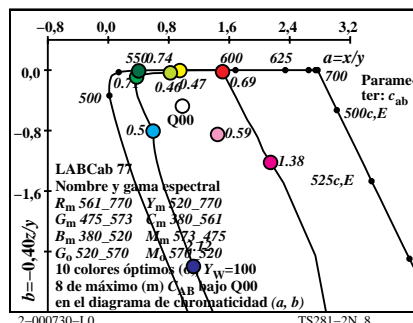

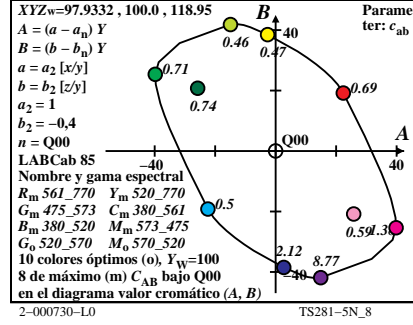
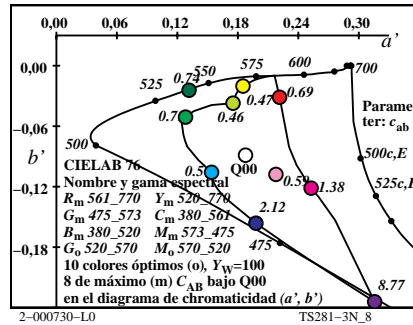
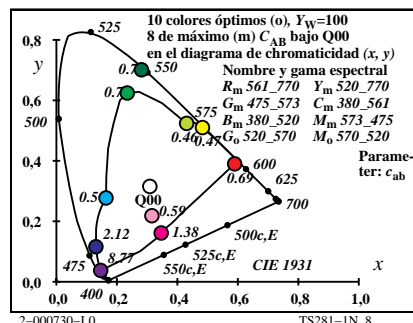


2-000630-L0 TS281-8N_7

Ostwald colores óptimos (o) de máximo (m) C_{AB} bajo Q00, Y_w=100, Y_m=520_770

i ₁ , λ ₁	i ₂ , λ ₂	X ₁₀₀	Y ₁₀₀	Z ₁₀₀	x	y	z	h _{xy}	i _d , λ _d	i _c , λ _c	Code
1	405	32	562	34.3	57.89	116.76	0.1641	0.277	0.5587	194.9	16 482 38 590 Cm
7	435	32	562	27.73	58.38	81.9	0.165	0.3474	0.4874	167.4	17 488 -1 488c
10	450	32	564	22.97	59.19	52.11	0.171	0.4408	0.388	137.7	19 497 -1 497c
11	460	33	566	22.58	60.58	42.66	0.1795	0.4814	0.339	127.9	20 502 -1 502c
12	465	33	568	22.28	61.7	33.88	0.189	0.5234	0.2874	119.9	21 508 -1 508c
14	470	34	570	22.03	62.97	19.9	0.21	0.6002	0.1896	109.1	24 522 -1 522c
15	475	35	575	24.72	65.9	14.92	0.2342	0.6243	0.1413	103.6	26 530 -1 530c Gm
16	480	36	582	30.96	71.11	11.12	0.2735	0.6281	0.0982	96.4	27 539 -1 539c
17	485	40	602	48.5	81.95	8.28	0.3496	0.5907	0.0596	81.5	30 552 -1 552c
17	490	-1	489c	78.03	94.93	8.28	0.4305	0.5237	0.0457	59.7	33 565 11 455 max
18	495	-1	494c	77.91	93.71	6.13	0.4382	0.5271	0.0345	58.5	33 565 11 458
20	500	-1	500c	77.84	90.31	3.26	0.4541	0.5268	0.019	55.5	33 567 12 463
21	510	-1	509c	77.81	87.98	2.31	0.4628	0.5233	0.0137	53.4	33 568 13 465
23	520	-1	519c	77.48	81.84	1.14	0.4828	0.51	0.0071	48.1	34 571 14 470 Ym
26	530	-1	530c	75.41	69.63	0.38	0.5185	0.4788	0.0026	37.9	35 576 15 475
27	540	-1	539c	74.15	65.08	0.26	0.5315	0.4665	0.0018	34.1	35 578 15 477
28	545	-1	544c	72.59	60.41	0.18	0.545	0.4536	0.0013	30.3	36 580 15 478
29	550	-1	549c	70.69	55.69	0.13	0.5587	0.4402	0.001	26.5	36 582 15 479
30	555	-1	554c	68.45	50.96	0.09	0.5727	0.4264	0.0007	22.7	36 584 16 480
31	560	-1	559c	65.85	46.27	0.07	0.5869	0.4124	0.0006	19.2	37 587 16 481
32	562	1	405	63.62	42.1	2.18	0.5895	0.3901	0.0202	14.8	38 590 16 482 Rm
32	562	7	435	70.19	41.61	37.05	0.4715	0.2795	0.2488	347.5	-1 488c 17 488
32	564	10	450	74.95	40.8	66.84	0.4104	0.2234	0.366	317.7	-1 497c 19 497
33	566	11	460	75.34	39.41	76.28	0.3943	0.2062	0.3993	308.0	-1 502c 20 502
33	568	12	465	75.64	38.29	85.07	0.3801	0.1924	0.4274	300.0	-1 508c 21 508
34	570	14	470	75.89	37.02	99.05	0.358	0.1746	0.4672	289.2	-1 522c 24 522
35	575	15	475	73.2	34.09	104.03	0.3464	0.1613	0.4922	283.6	-1 530c 26 530 Mm
36	582	16	480	66.96	28.88	107.82	0.3287	0.1418	0.5293	276.5	-1 539c 27 539
40	602	17	485	49.42	18.04	110.67	0.2774	0.1012	0.6212	261.6	-1 552c 30 552
-1	489c	17	490	19.89	5.06	110.66	0.1466	0.0373	0.8159	239.7	11 455 33 565 min
-1	494c	18	495	20.01	6.28	112.81	0.1438	0.0451	0.8109	238.5	11 458 33 565
-1	500c	20	500	20.08	9.68	115.69	0.138	0.0665	0.7953	235.5	12 463 33 567
-1	509c	21	510	20.11	12.01	116.64	0.1352	0.0807	0.784	233.5	13 465 33 568
-1	519c	23	520	20.44	18.15	117.8	0.1307	0.116	0.7532	228.2	14 470 34 571 Bm
-1	530c	26	530	22.51	30.36	118.56	0.1313	0.177	0.6915	217.9	15 475 35 576
-1	539c	27	540	23.77	34.91	118.69	0.134	0.1968	0.6691	214.1	15 477 35 578
-1	544c	28	545	25.34	39.58	118.77	0.1379	0.2154	0.6465	210.3	15 478 36 580
-1	549c	29	550	27.23	44.3	118.82	0.143	0.2327	0.6241	206.5	15 479 36 582
-1	554c	30	555	29.48	49.03	118.85	0.1493	0.2484	0.6021	202.8	16 480 36 584
-1	559c	31	560	32.08	53.72	118.88	0.1567	0.2624	0.5807	199.2	16 481 37 587
380	770	97.93	100.0	118.95	0.309	0.3155	0.3753	0.0			

gráfico TUB-TS28; maximum C_{AB}, Y_m=520_770
 XYZ, xyz, h data, Q00, Y_w=100, Parameter: c_{ab}



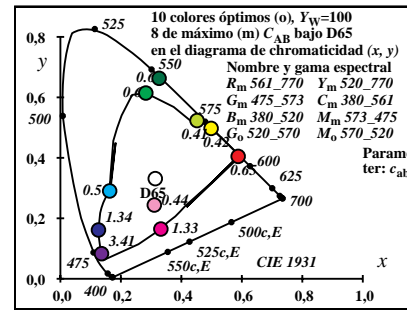
entrada: w/rgb/cmyk -> w/rgb/cmyk-
 salida: ningún cambio

Ostwald colores óptimos (o) de máximo (m) C_{AB} bajo D65, $Y_w=100$, $Y_m=520_770$

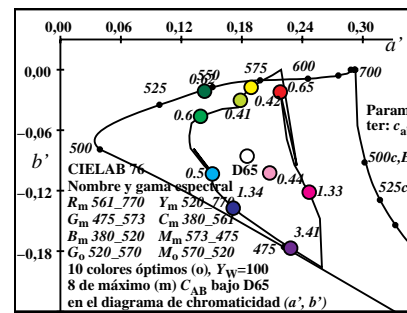
i_1, λ_1	i_2, λ_2	X_{100}	Y_{100}	Z_{100}	x	y	z	h_{xy}	i_d, λ_d	i_c, λ_c	Code
0	405	31	556	31.74	56.57	106.53	0.1629	0.2903	0.5467	195.0	15 476 37 585 Cm
6	435	31	557	28.0	57.42	83.63	0.1656	0.3396	0.4947	176.6	16 480 44 621
10	450	31	559	22.06	57.53	46.52	0.1749	0.4561	0.3689	137.9	18 491 -1 491c
11	460	32	562	22.29	59.27	37.3	0.1875	0.4986	0.3137	126.9	19 498 -1 498c
12	465	33	565	22.82	60.92	28.98	0.2025	0.5403	0.2571	117.9	21 506 -1 506c
14	470	34	570	24.62	63.07	16.02	0.2373	0.6081	0.1544	105.3	24 522 -1 522c
15	475	35	579	31.53	68.64	11.53	0.2822	0.6144	0.1032	96.3	26 533 -1 533c Gm
16	480	41	606	54.03	81.94	8.23	0.3746	0.5682	0.0571	75.5	30 550 -1 550c
16	485	-1	484c	77.05	92.3	8.23	0.4339	0.5197	0.0463	57.5	32 560 10 454
18	490	-1	490c	76.87	89.06	4.2	0.4518	0.5234	0.0247	54.3	32 562 11 459 max
19	495	-1	495c	76.85	87.05	2.97	0.4605	0.5216	0.0178	52.4	32 563 12 461
19	500	-1	499c	76.85	87.05	2.97	0.4605	0.5216	0.0178	52.4	32 563 12 461
22	510	-1	510c	76.43	79.1	1.01	0.4882	0.5052	0.0064	44.9	33 566 13 466
23	520	-1	519c	76.0	75.81	0.68	0.4983	0.4971	0.0045	41.9	33 568 13 468 Ym
26	530	-1	530c	73.15	64.17	0.16	0.532	0.4667	0.0012	31.8	34 573 14 472
27	540	-1	539c	71.61	59.9	0.08	0.5441	0.4551	0.0006	28.3	35 576 14 473
28	545	-1	544c	69.75	55.54	0.04	0.5565	0.4431	0.0003	24.7	35 578 14 474
29	550	-1	549c	67.56	51.12	0.01	0.5691	0.4306	0.0001	21.3	36 580 15 475
31	555	-1	555c	62.15	42.37	0.0	0.5946	0.4053	0.0	14.8	37 586 15 476
32	560	10	451	70.49	40.04	58.45	0.4171	0.2369	0.3458	317.7	-1 492c 18 492
31	556	0	405	63.06	43.42	0.8	0.5877	0.4047	0.0074	15.0	37 585 15 476 Rm
31	557	6	435	66.81	42.57	23.7	0.5019	0.3199	0.178	356.6	44 621 16 480
31	559	10	450	72.75	42.46	60.8	0.4132	0.2412	0.3454	317.9	-1 491c 18 491
32	562	11	460	72.51	40.72	70.03	0.3956	0.2222	0.3821	307.0	-1 498c 19 498
33	565	12	465	71.98	39.07	78.34	0.38	0.2063	0.4136	298.0	-1 506c 21 506
34	570	14	470	70.19	36.92	91.31	0.3537	0.186	0.4601	285.4	-1 522c 24 522
35	579	15	475	63.28	31.35	95.79	0.3323	0.1646	0.503	276.3	-1 533c 26 533 Mm
41	606	16	480	40.77	18.05	99.09	0.2581	0.1143	0.6275	255.6	-1 550c 30 550
-1	484c	16	485	17.75	7.69	99.09	0.1425	0.0618	0.7956	237.5	10 454 32 560
-1	490c	18	490	17.94	10.93	103.13	0.1359	0.0828	0.7812	234.3	11 459 32 562 min
-1	495c	19	495	17.96	12.94	104.35	0.1327	0.0957	0.7714	232.4	12 461 32 563
-1	499c	19	500	17.96	12.94	104.35	0.1327	0.0957	0.7714	232.4	12 461 32 563
-1	510c	22	510	18.38	20.89	106.32	0.1262	0.1435	0.7302	224.9	13 466 33 566
-1	519c	23	520	18.8	24.18	106.64	0.1256	0.1616	0.7126	222.0	13 468 33 568 Bm
-1	530c	26	530	21.65	35.82	107.16	0.1315	0.2175	0.6508	211.8	14 472 34 573
-1	539c	27	540	23.19	40.09	107.24	0.136	0.2351	0.6288	208.3	14 473 35 576
-1	544c	28	545	25.05	44.45	107.29	0.1417	0.2514	0.6068	204.8	14 474 35 578
-1	549c	29	550	27.25	48.87	107.32	0.1485	0.2664	0.585	201.3	15 475 36 580
-1	555c	31	555	32.65	57.62	107.33	0.1652	0.2916	0.5431	194.8	15 476 37 586
10	451	32	560	24.31	59.95	48.88	0.1826	0.4502	0.367	137.6	18 492 -1 492c
380	770	94.81	100.0	107.33	0.3137	0.3309	0.3552	0.0			

2-001030-L0 TS280-7N_1

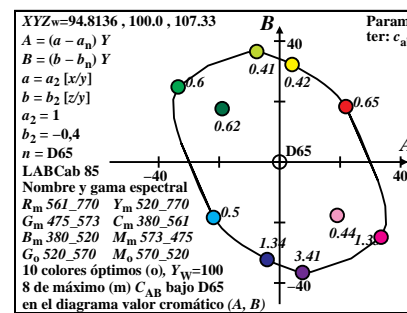
gráfico TUB-TS28; maximum C_{AB} , $Y_m=520_770$
 XYZ, xyz , h data, D65, $Y_w=100$, Parameter: c_{ab}



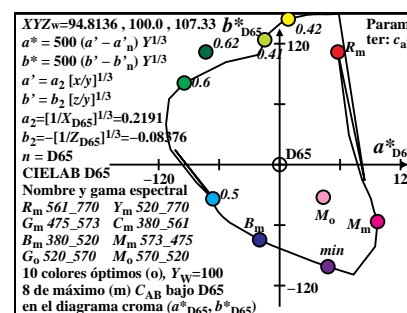
2-001030-L0 TS281-1N_1



2-001030-L0 TS281-3N_1

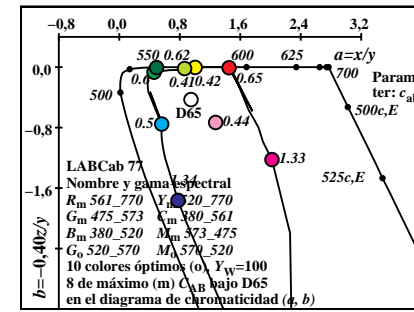


2-001030-L0 TS281-5N_1

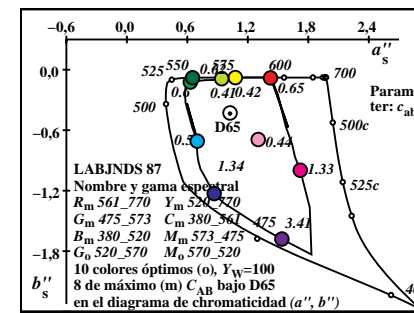


2-001030-L0 TS281-7N_1

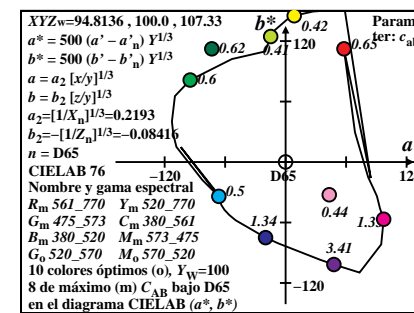
entrada: $w/rgb/cmyk \rightarrow w/rgb/cmyk$
 salida: ningún cambio



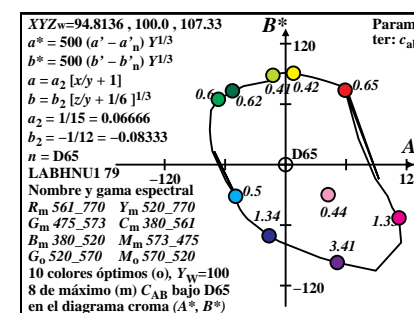
2-001030-L0 TS281-2N_1



2-001030-L0 TS281-4N_1



2-001030-L0 TS281-6N_1



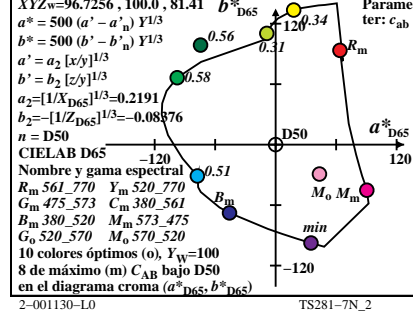
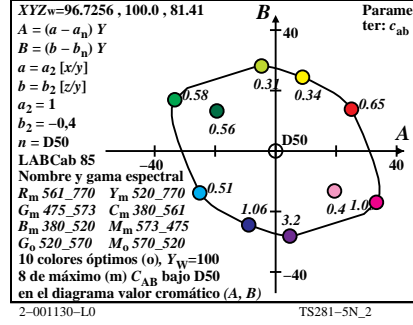
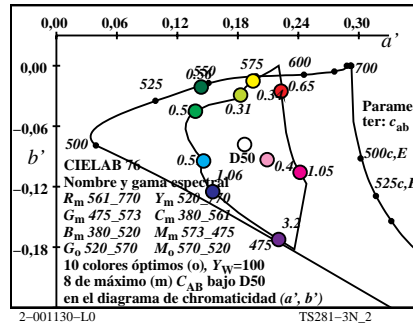
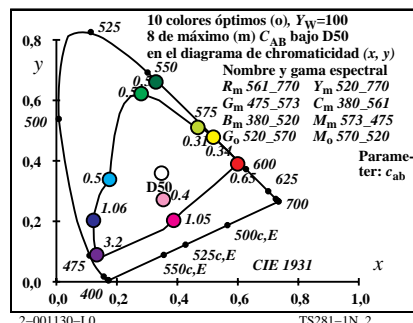
2-001030-L0 TS281-8N_1

Ostwald colores óptimos (o) de máximo (m) C_{AB} bajo D50, $Y_w=100$, $Y_m=520_770$

i_1, λ_1	i_2, λ_2	X_{100}	Y_{100}	Z_{100}	x	y	z	h_{xy}	i_d, λ_d	i_c, λ_c	Code
1	405	31	559	29.04	55.95	80.21	0.1757	0.3387	0.4855	186.9	15 479 37 589 Cm
7	435	32	561	25.67	56.42	59.78	0.1809	0.3976	0.4213	167.1	16 484 58 693
10	450	32	562	22.51	56.65	38.02	0.1921	0.4834	0.3244	141.4	18 493 -1 493c
12	460	32	564	21.57	57.41	24.27	0.2089	0.5559	0.2351	125.2	20 503 -1 503c
13	465	33	566	22.22	58.48	18.53	0.2239	0.5892	0.1867	118.2	22 512 -1 512c
14	470	34	570	24.31	60.63	13.78	0.2462	0.614	0.1396	111.7	24 521 -1 521c
15	475	35	576	29.05	64.51	10.07	0.2803	0.6224	0.0971	104.3	26 531 -1 531c Gm
16	480	38	590	41.29	72.88	7.29	0.3399	0.6	0.06	91.8	28 543 -1 543c
17	485	-1	485c	83.47	92.6	5.28	0.4602	0.5105	0.0291	53.2	32 563 11 458
18	490	-1	490c	83.43	91.1	3.82	0.4677	0.5107	0.0214	51.5	32 564 12 460 max
19	495	-1	495c	83.41	89.32	2.74	0.4753	0.509	0.0156	49.5	33 565 12 462
20	500	-1	500c	83.37	87.23	1.95	0.4831	0.5055	0.0113	47.1	33 566 12 464
21	510	-1	509c	83.25	84.82	1.37	0.4912	0.5005	0.0081	44.4	33 567 13 466
24	520	-1	520c	81.99	75.59	0.44	0.5188	0.4783	0.0027	34.7	34 571 14 471 Ym
25	530	-1	529c	81.09	71.83	0.27	0.5293	0.4688	0.0018	31.0	34 573 14 473
28	540	-1	540c	76.53	59.32	0.04	0.5631	0.4365	0.0002	19.6	35 579 15 476
29	545	-1	545c	74.34	54.91	0.01	0.575	0.4248	0.0001	16.0	36 581 15 477
29	550	-1	549c	74.34	54.91	0.01	0.575	0.4248	0.0001	16.0	36 581 15 477
31	555	-1	555c	68.87	46.06	0.0	0.5991	0.4008	0.0	9.3	37 587 15 479
32	560	2	411	66.04	41.79	2.01	0.6012	0.3804	0.0183	4.7	38 591 16 480
31	559	1	405	67.68	44.04	1.19	0.5993	0.39	0.0106	6.9	37 589 15 479 Rm
32	561	7	435	71.05	43.57	21.62	0.5214	0.3198	0.1587	347.1	58 693 16 484
32	562	10	450	74.21	43.34	43.39	0.461	0.2693	0.2695	321.5	-1 493c 18 493
32	564	12	460	75.15	42.58	57.13	0.4297	0.2435	0.3267	305.2	-1 503c 20 503
33	566	13	465	74.5	41.51	62.87	0.4164	0.232	0.3514	298.3	-1 512c 22 512
34	570	14	470	72.4	39.36	67.62	0.4036	0.2194	0.3769	291.7	-1 521c 24 521
35	576	15	475	67.66	35.48	71.33	0.3877	0.2033	0.4088	284.4	-1 531c 26 531 Mm
38	590	16	480	55.43	27.11	74.11	0.3538	0.173	0.473	271.8	-1 543c 28 543
-1	485c	17	485	13.25	7.39	76.12	0.1369	0.0764	0.7866	233.3	11 458 32 563
-1	490c	18	490	13.29	8.89	77.58	0.1332	0.0891	0.7775	231.5	12 460 32 564 min
-1	495c	19	495	13.31	10.67	78.66	0.1296	0.104	0.7663	229.5	12 462 33 565
-1	500c	20	500	13.35	12.76	79.45	0.1264	0.1208	0.7526	227.1	12 464 33 566
-1	509c	21	510	13.46	15.17	80.03	0.1239	0.1396	0.7364	224.5	13 466 33 567
-1	520c	24	520	14.72	24.4	80.97	0.1226	0.2032	0.6741	214.7	14 471 34 571 Bm
-1	529c	25	530	15.63	28.16	81.13	0.1251	0.2254	0.6494	211.0	14 473 34 573
-1	540c	28	540	20.18	40.67	81.37	0.1419	0.2859	0.572	199.6	15 476 35 579
-1	545c	29	545	22.38	45.08	81.39	0.1503	0.3028	0.5467	196.0	15 477 36 581
-1	549c	29	550	22.38	45.08	81.39	0.1503	0.3028	0.5467	196.0	15 477 36 581
-1	555c	31	555	27.85	53.93	81.41	0.1706	0.3304	0.4988	189.3	15 479 37 587
2	411	32	560	30.68	58.2	79.4	0.1823	0.3458	0.4718	184.7	16 480 38 591
380	770	96.72	99.99	81.41	0.3477	0.3595	0.2927	0.0			

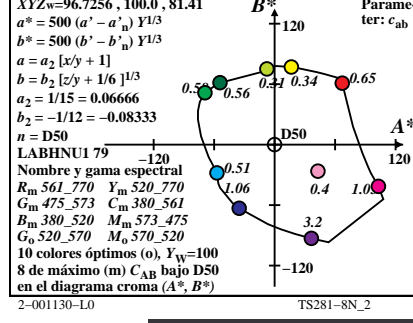
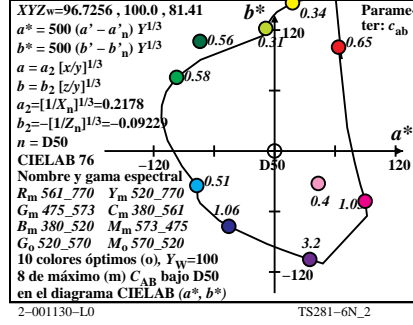
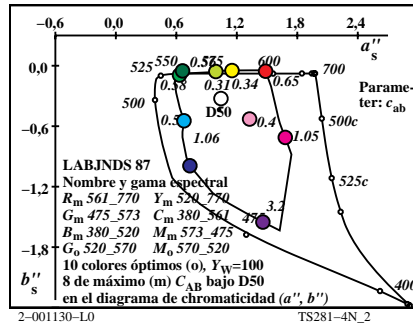
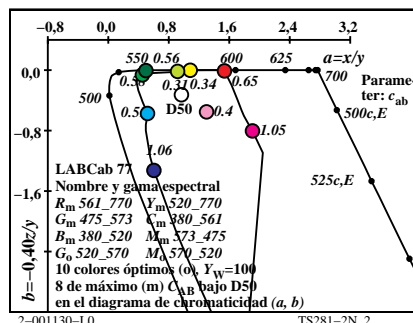
2-001130-L0 TS280-7N_2

gráfico TUB-TS28; maximum C_{AB} , $Y_m=520_770$
 XYZ, xyz , h data, D50, $Y_w=100$, Parameter: c_{ab}



2-001130-L0 TS281-7N_2

entrada: $w/rgb/cmyk \rightarrow w/rgb/cmyk$
 salida: ningún cambio



2-001130-L0 TS281-8N_2

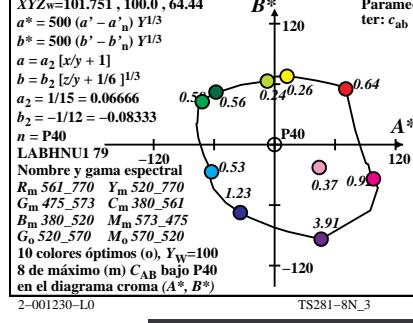
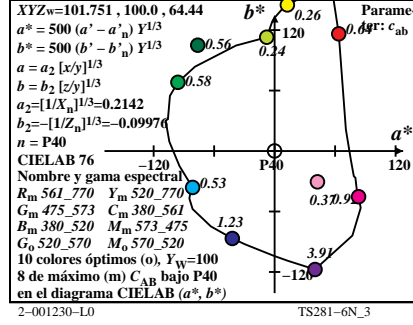
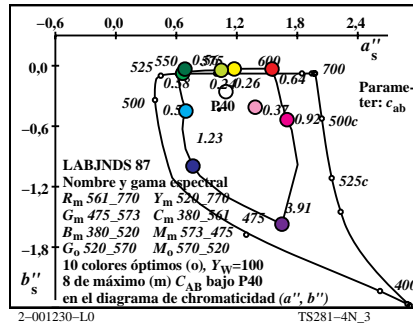
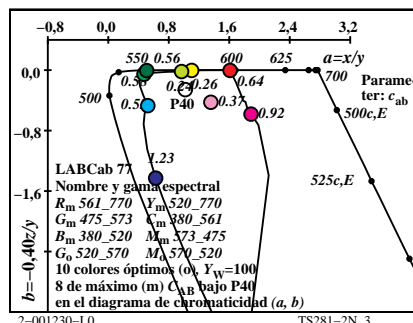
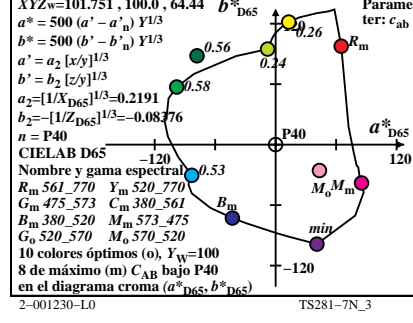
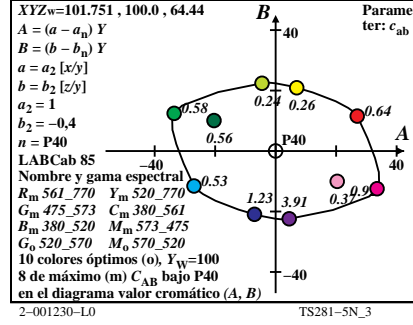
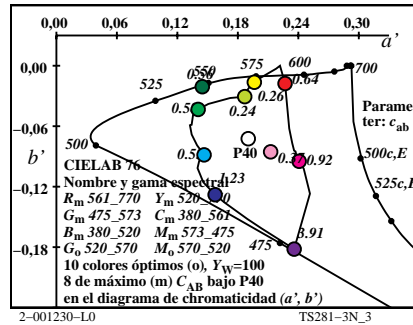
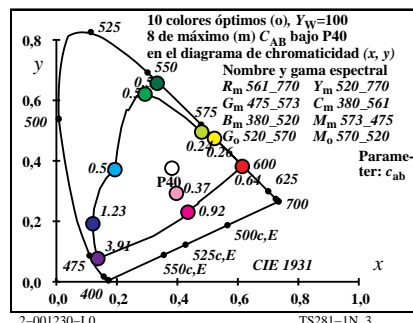
TUB matrícula: 20130201-TS28/TS28LONA.TXT /PS
 aplicación para la medida de display output

TUB material: code=rh4ta

Ostwald colores óptimos (o) de máximo (m) C_{AB} bajo P40, $Y_w=100$, $Y_m=520_770$

i_1, λ_1	i_2, λ_2	X_{100}	Y_{100}	Z_{100}	x	y	z	h_{xy}	i_d, λ_d	i_c, λ_c	Code
0	405	32	563	28.47	54.51	64.02	0.1937	0.3708	0.4354	181.4	16 481 38 591 Cm
7	435	32	564	25.4	54.82	45.87	0.2014	0.4347	0.3638	161.8	17 487 -1 487c
10	450	33	565	23.18	55.07	29.74	0.2146	0.5099	0.2753	141.2	19 495 -1 495c
12	460	33	567	22.73	55.74	19.55	0.2319	0.5686	0.1994	127.9	21 505 -1 505c
12	465	33	568	24.04	57.17	19.55	0.2386	0.5673	0.194	126.8	21 506 -1 506c
14	470	34	571	25.22	58.4	11.45	0.2652	0.6142	0.1204	116.0	24 521 -1 521c
15	475	35	576	29.04	61.5	8.53	0.2931	0.6206	0.0861	109.9	26 531 -1 531c Gm
16	480	37	585	38.18	67.98	6.3	0.3394	0.6044	0.056	100.5	28 542 -1 542c
17	485	42	611	65.29	82.81	4.63	0.4274	0.5421	0.0303	74.7	31 558 -1 558c
17	490	-1 489c	91.31	94.15	4.63	0.4803	0.4952	0.0243	50.6	33 566 11 458 max	
19	495	-1 495c	91.26	91.34	2.45	0.4931	0.4935	0.0132	46.7	33 568 12 463	
20	500	-1 500c	91.22	89.52	1.76	0.4998	0.4905	0.0096	44.3	33 569 13 465	
22	510	-1 510c	90.92	84.94	0.88	0.5143	0.4805	0.005	38.4	34 571 13 469	
23	520	-1 519c	90.55	82.13	0.61	0.5225	0.4739	0.0035	35.0	34 572 14 471 Ym	
25	530	-1 529c	89.15	75.59	0.25	0.5403	0.4581	0.0015	27.5	35 575 14 474	
28	540	-1 540c	84.88	63.89	0.03	0.5703	0.4293	0.0002	15.9	36 581 15 477	
28	545	-1 544c	84.88	63.89	0.03	0.5703	0.4293	0.0002	15.9	36 581 15 477	
30	550	-1 550c	80.29	55.35	0.0	0.5919	0.408	0.0	8.7	37 585 15 479	
31	555	-1 555c	77.38	50.95	0.0	0.6029	0.397	0.0	5.5	37 587 16 480	
31	560	-1 559c	77.38	50.95	0.0	0.6029	0.397	0.0	5.5	37 587 16 480	
32	563	0	405	73.27	45.48	0.42	0.6147	0.3816	0.0035	1.4	38 591 16 481 Rm
32	564	7	435	76.34	45.17	18.57	0.5449	0.3224	0.1325	341.9	-1 487c 17 487
33	565	10	450	78.56	44.92	34.7	0.4966	0.2839	0.2193	321.3	-1 495c 19 495
33	567	12	460	79.01	44.25	44.88	0.4698	0.2631	0.2669	307.9	-1 505c 21 505
33	568	12	465	77.7	42.82	44.88	0.4697	0.2589	0.2713	306.8	-1 506c 21 506
34	571	14	470	76.52	41.59	52.99	0.4472	0.243	0.3097	296.1	-1 521c 24 521
35	576	15	475	72.7	38.49	55.9	0.435	0.2303	0.3345	290.0	-1 531c 26 531 Mm
37	585	16	480	63.56	32.01	58.13	0.4135	0.2082	0.3782	280.6	-1 542c 28 542
42	611	17	485	36.45	17.18	59.81	0.3213	0.1514	0.5272	254.8	-1 558c 31 558
-1	489c	17	490	10.43	5.84	59.81	0.1371	0.0767	0.786	230.6	11 458 33 566 min
-1	495c	19	495	10.48	8.65	61.99	0.1292	0.1066	0.764	226.7	12 463 33 568
-1	500c	20	500	10.52	10.47	62.68	0.1257	0.1251	0.7491	224.3	13 465 33 569
-1	510c	22	510	10.83	15.05	63.55	0.121	0.1683	0.7106	218.4	13 469 34 571
-1	519c	23	520	11.19	17.86	63.83	0.1205	0.1922	0.6871	215.0	14 471 34 572 Bm
-1	529c	25	530	12.59	24.4	64.18	0.1244	0.2412	0.6343	207.5	14 474 35 575
-1	540c	28	540	16.86	36.1	64.4	0.1436	0.3075	0.5487	195.9	15 477 36 581
-1	544c	28	545	16.86	36.1	64.4	0.1436	0.3075	0.5487	195.9	15 477 36 581
-1	550c	30	550	21.45	44.64	64.44	0.1643	0.342	0.4936	188.7	15 479 37 585
-1	555c	31	555	24.36	49.04	64.44	0.1767	0.3557	0.4675	185.5	16 480 37 587
-1	559c	31	560	24.36	49.04	64.44	0.1767	0.3557	0.4675	185.5	16 480 37 587
380	770	101.75	100.0	64.44	0.3822	0.3756	0.2421	0.0			

gráfico TUB-TS28; maximum C_{AB} , $Y_m=520_770$
 XYZ, xyz , h data, P40, $Y_w=100$, Parameter: c_{ab}



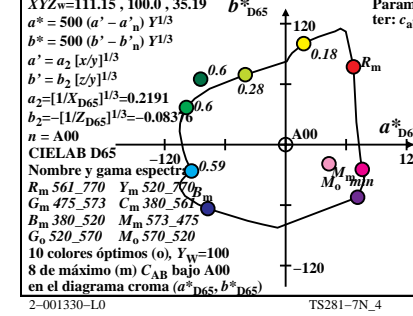
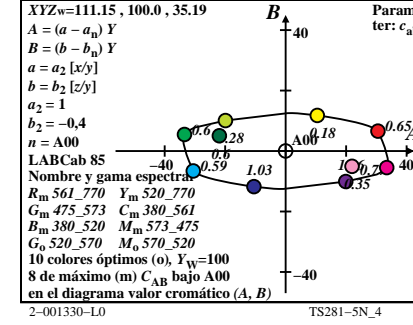
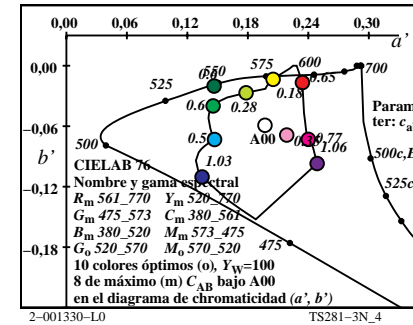
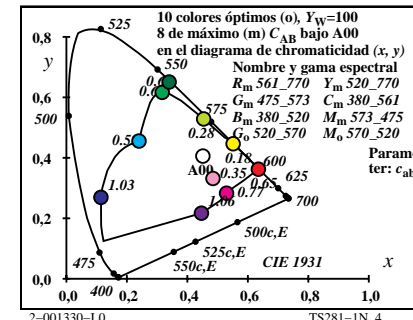
entrada: $w/rgb/cmyk \rightarrow w/rgb/cmyk$
 salida: ningún cambio

Ostwald colores óptimos (o) de máximo (m) C_{AB} bajo A00, $Y_w=100$, $Y_m=520_770$

i_1, λ_1	i_2, λ_2	X_{100}	Y_{100}	Z_{100}	x	y	z	h_{xy}	i_d, λ_d	i_c, λ_c	Code
1	405	34	570	27.56	52.26	34.82	0.2404	0.4558	0.3037	166.6	17 487 39 597 Cm
7	435	34	570	26.38	52.46	26.9	0.2494	0.4961	0.2544	155.9	18 491 47 639
9	450	34	571	25.87	52.77	21.46	0.2584	0.5271	0.2144	147.8	19 495 -1 495c
12	460	34	572	25.18	52.99	12.78	0.2768	0.5826	0.1405	134.6	21 505 -1 505c
13	465	34	573	25.59	53.47	10.16	0.2867	0.5992	0.1139	130.3	22 512 -1 512c
14	470	34	574	26.64	54.4	7.89	0.2995	0.6116	0.0887	126.3	24 520 -1 520c
15	475	35	576	28.78	55.98	6.04	0.3169	0.6164	0.0665	122.5	25 528 -1 528c Gm
16	480	36	581	33.1	59.09	4.58	0.342	0.6105	0.0474	118.0	27 537 -1 537c
17	485	37	588	41.89	64.82	3.45	0.3802	0.5884	0.0313	111.2	29 547 -1 547c
18	490	41	609	67.88	78.98	2.58	0.4542	0.5284	0.0173	88.5	32 561 -1 561c max
19	495	-1	495c	105.71	94.47	1.92	0.523	0.4674	0.0095	40.5	34 573 13 465
20	500	-1	500c	105.69	93.13	1.41	0.5278	0.4651	0.007	37.6	34 573 13 468
21	510	-1	509c	105.61	91.52	1.03	0.5329	0.4618	0.0052	34.3	34 574 14 470
24	520	-1	520c	104.68	84.75	0.35	0.5515	0.4465	0.0018	22.0	35 577 15 476 Ym
25	530	-1	529c	103.98	81.86	0.23	0.5588	0.4399	0.0012	17.5	35 578 15 477
27	540	-1	539c	101.75	75.17	0.07	0.5748	0.4246	0.0004	8.6	36 581 16 480
29	545	-1	545c	98.18	67.47	0.01	0.5926	0.4072	0.0	0.5	37 585 16 483
30	550	-1	550c	95.8	63.33	0.0	0.602	0.3979	0.0	0.0	356.9 37 587 16 484
31	555	-1	555c	92.94	59.02	0.0	0.6116	0.3883	0.0	0.0	353.7 37 589 17 485
32	560	-1	560c	89.59	54.59	0.0	0.6213	0.3786	0.0	0.0	350.9 38 592 17 486
34	570	1	405	83.58	47.73	0.37	0.6346	0.3624	0.0028	346.6	39 597 17 487 Rm
34	570	7	435	84.76	47.53	8.29	0.6029	0.338	0.0589	335.9	47 639 18 491
34	571	9	450	85.27	47.22	13.73	0.5831	0.3229	0.0939	327.8	-1 495c 19 495
34	572	12	460	85.96	47.0	22.41	0.5532	0.3024	0.1442	314.6	-1 505c 21 505
34	573	13	465	85.55	46.52	25.03	0.5445	0.2961	0.1593	310.4	-1 512c 22 512
34	574	14	470	84.5	45.59	27.3	0.5368	0.2896	0.1734	306.4	-1 520c 24 520
35	576	15	475	82.36	44.01	29.15	0.5295	0.2829	0.1874	302.5	-1 528c 25 528 Mm
36	581	16	480	78.04	40.9	30.61	0.5218	0.2735	0.2046	298.1	-1 537c 27 537
37	588	17	485	69.25	35.17	31.74	0.5086	0.2582	0.2331	291.2	-1 547c 29 547
41	609	18	490	43.26	21.01	32.61	0.4465	0.2169	0.3365	268.6	-1 561c 32 561 min
-1	495c	19	495	5.43	5.52	33.27	0.1228	0.1248	0.7523	220.5	13 465 34 573
-1	500c	20	500	5.45	6.86	33.78	0.1184	0.1488	0.7327	217.6	13 468 34 573
-1	509c	21	510	5.53	8.47	34.16	0.1148	0.1759	0.7091	214.3	14 470 34 574
-1	520c	24	520	6.46	15.24	34.84	0.1143	0.2695	0.616	202.0	15 476 35 577 Bm
-1	529c	25	530	7.16	18.13	34.96	0.1189	0.3009	0.5801	197.5	15 477 35 578
-1	539c	27	540	9.39	24.82	35.12	0.1354	0.358	0.5065	188.6	16 480 36 581
-1	545c	29	545	12.96	32.52	35.18	0.1606	0.4031	0.4361	180.5	16 483 37 585
-1	550c	30	550	15.34	36.66	35.19	0.1759	0.4204	0.4035	176.9	16 484 37 587
-1	555c	31	555	18.2	40.97	35.19	0.1928	0.4341	0.3729	173.7	17 485 37 589
-1	560c	32	560	21.55	45.4	35.19	0.211	0.4444	0.3445	170.8	17 486 38 592
380	770	111.15	99.99	35.19	0.4511	0.4059	0.1428	0.0			

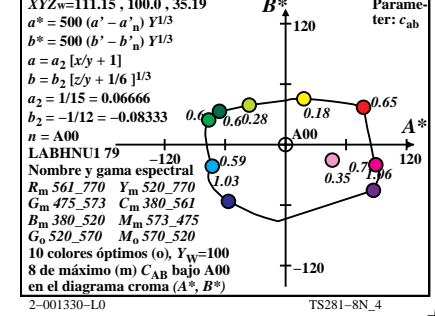
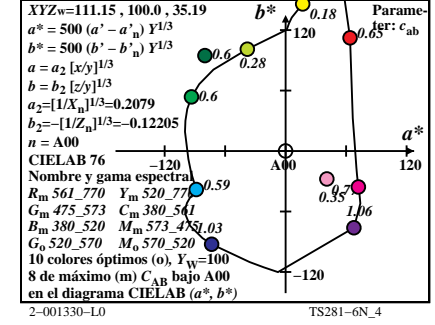
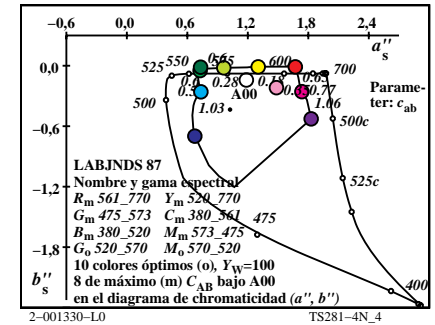
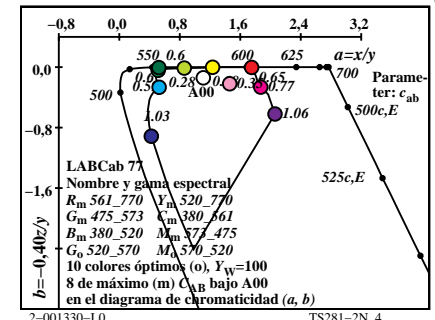
2-001330-L0 TS280-7N_4 gráfico TUB-TS28; maximum C_{AB} , $Y_m=520_770$

XYZ, xyz , h data, A00, $Y_w=100$, Parameter: c_{ab}



2-001330-L0 TS281-7N_4 entrada: $w/rgb/cmyk \rightarrow w/rgb/cmyk$

salida: ningún cambio



2-001330-L0 TS281-8N_4 TUB material: code=rh4ta

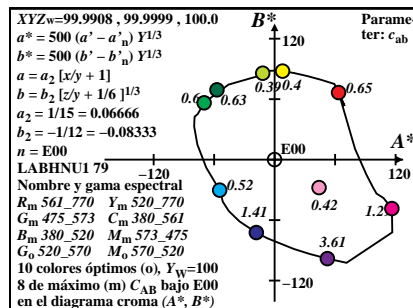
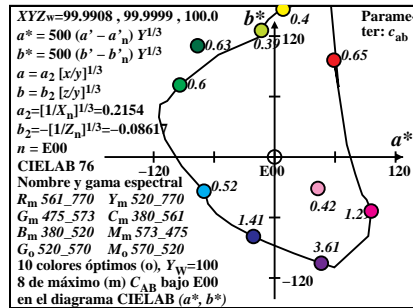
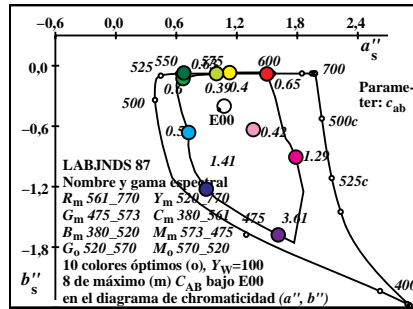
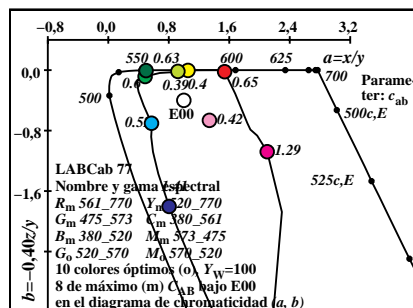
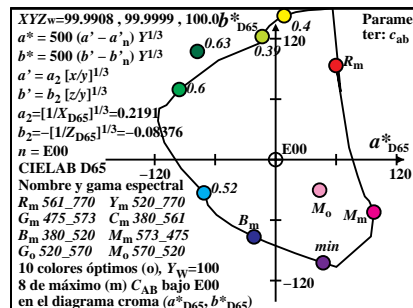
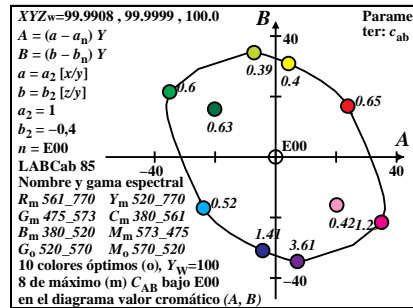
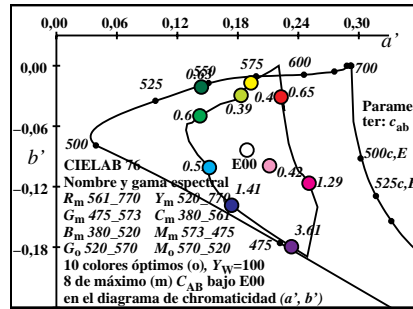
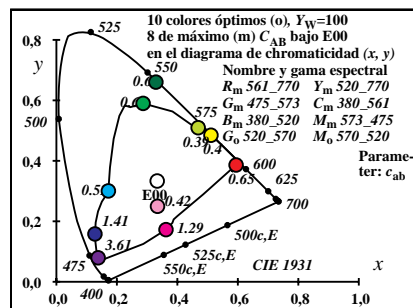
TUB matrícula: 20130201-TS28/TS28LONA.TXT /PS
 aplicación para la medida de display output

TUB material: code=rh4ta

Ostwald colores óptimos (o) de máximo (m) C_{AB} bajo E00, $Y_w=100$, $Y_m=520_770$

i_1, λ_1	i_2, λ_2	X_{100}	Y_{100}	Z_{100}	x	y	z	h_{xy}	i_d, λ_d	i_c, λ_c	Code
1	405	31	55.9	31.81	55.67	97.76	0.1717	0.3005	0.5277	191.4	15 477 37 589 Cm
7	435	32	56.1	26.26	56.07	65.86	0.1772	0.3783	0.4444	163.8	16 484 -1 484c
10	450	32	56.2	22.59	56.42	40.33	0.1893	0.4727	0.3379	135.9	18 493 -1 493c
12	460	33	56.5	21.82	57.5	25.45	0.2082	0.5488	0.2429	120.1	21 506 -1 506c
13	465	33	56.8	22.86	58.96	19.29	0.2261	0.583	0.1908	113.2	23 515 -1 515c
13	470	34	57.2	26.58	62.72	19.29	0.2447	0.5775	0.1776	109.9	24 520 -1 520c
14	475	36	58.1	33.17	68.2	14.26	0.2868	0.5897	0.1233	100.2	26 532 -1 532c Gm
16	480	40	60.4	54.71	80.28	7.52	0.3839	0.5632	0.0528	77.5	30 551 -1 551c
17	485	-1	485c	83.11	91.81	5.41	0.4608	0.5091	0.03	54.0	32 564 11 456
18	490	-1	490c	83.06	90.24	3.87	0.4688	0.5093	0.0218	52.3	32 564 11 458 max
19	495	-1	495c	83.04	88.4	2.76	0.4766	0.5074	0.0158	50.5	33 565 12 460
20	500	-1	500c	83.0	86.28	1.95	0.4847	0.5038	0.0113	48.3	33 566 12 462
22	510	-1	510c	82.66	81.07	0.95	0.5019	0.4922	0.0057	43.2	33 569 13 466
23	520	-1	519c	82.25	77.97	0.64	0.5113	0.4846	0.004	40.3	34 570 13 468 Ym
25	530	-1	529c	80.75	70.93	0.26	0.5314	0.4668	0.0017	33.9	34 573 14 470
27	540	-1	539c	78.13	63.03	0.08	0.5531	0.4462	0.0006	27.1	35 577 14 473
29	545	-1	545c	74.25	54.64	0.01	0.576	0.4238	0.0001	20.4	36 582 15 475
29	550	-1	549c	74.25	54.64	0.01	0.576	0.4238	0.0001	20.4	36 582 15 475
31	555	-1	555c	68.97	46.09	0.0	0.5993	0.4005	0.0	14.1	37 587 15 476
32	560	3	415	67.16	41.99	6.5	0.5806	0.3631	0.0562	6.8	39 595 15 478
31	559	1	405	68.17	44.32	2.24	0.5941	0.3862	0.0195	11.4	37 589 15 477 Rm
32	561	7	435	73.72	43.92	34.14	0.4857	0.2893	0.2249	343.9	-1 484c 16 484
32	562	10	450	77.39	43.57	59.67	0.4284	0.2412	0.3303	315.9	-1 493c 18 493
33	565	12	460	78.17	42.49	74.55	0.4004	0.2176	0.3819	300.1	-1 506c 21 506
33	568	13	465	77.12	41.03	80.71	0.3878	0.2063	0.4058	293.2	-1 515c 23 515
34	572	13	470	73.4	37.27	80.71	0.3835	0.1947	0.4217	289.9	-1 520c 24 520
36	581	14	475	66.81	31.79	85.74	0.3624	0.1724	0.4651	280.2	-1 532c 26 532 Mm
40	604	16	480	45.27	19.71	92.48	0.2874	0.1252	0.5873	257.6	-1 551c 30 551
-1	485c	17	485	16.87	8.18	94.59	0.141	0.0683	0.7905	234.0	11 456 32 564
-1	490c	18	490	16.92	9.75	96.13	0.1377	0.0794	0.7827	232.4	11 458 32 564 min
-1	495c	19	495	16.94	11.59	97.24	0.1346	0.0921	0.7731	230.5	12 460 33 565
-1	500c	20	500	16.98	13.71	98.05	0.1319	0.1065	0.7615	228.4	12 462 33 566
-1	510c	22	510	17.33	18.92	99.05	0.128	0.1398	0.732	223.3	13 466 33 569
-1	519c	23	520	17.73	22.02	99.36	0.1274	0.1583	0.7141	220.3	13 468 34 570 Bm
-1	529c	25	530	19.23	29.06	99.74	0.1299	0.1963	0.6737	213.9	14 470 34 573
-1	539c	27	540	21.85	36.96	99.92	0.1376	0.2328	0.6294	207.1	14 473 35 577
-1	545c	29	545	25.73	45.35	99.99	0.1504	0.2651	0.5844	200.4	15 475 36 582
-1	549c	29	550	25.73	45.35	99.99	0.1504	0.2651	0.5844	200.4	15 475 36 582
-1	555c	31	555	31.01	53.9	100.0	0.1677	0.2914	0.5407	194.1	15 476 37 587
3	415	32	560	32.82	58.0	93.5	0.178	0.3146	0.5072	186.8	15 478 39 595
380	770	99.99	99.99	100.0	0.3333	0.3333	0.3333	0.0			

gráfico TUB-TS28; maximum C_{AB} , $Y_m=520_770$
 XYZ, xyz , h data, E00, $Y_w=100$, Parameter: c_{ab}



entrada: $w/rgb/cmyk \rightarrow w/rgb/cmyk$
 salida: ningún cambio

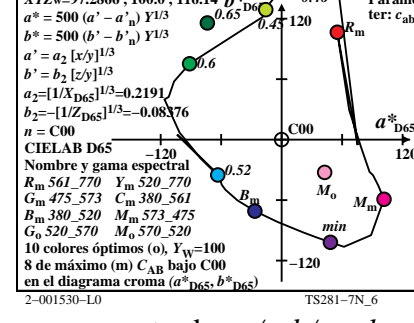
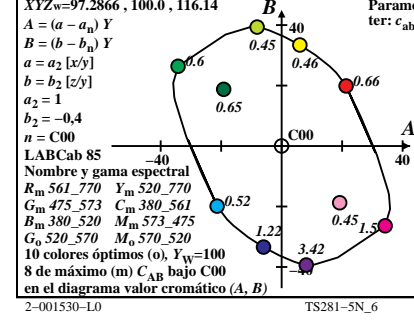
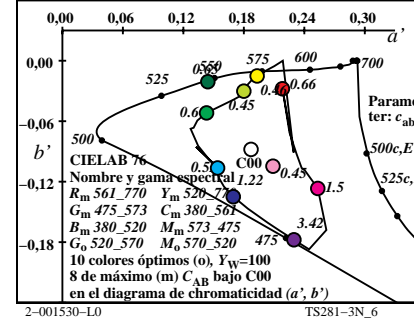
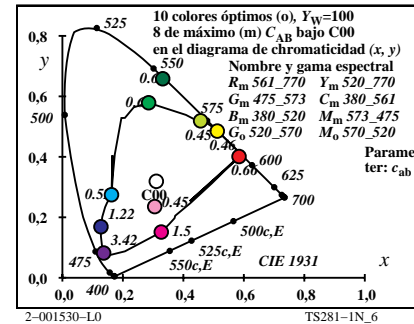
TUB matrícula: 20130201-TS28/TS28LONA.TXT /PS
 aplicación para la medida de display output

TUB material: code=rh4ta

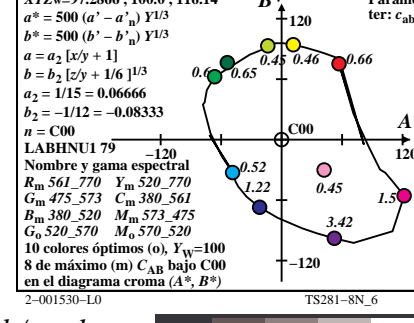
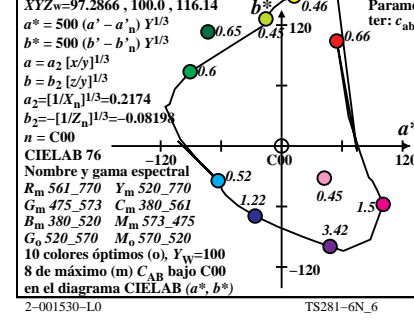
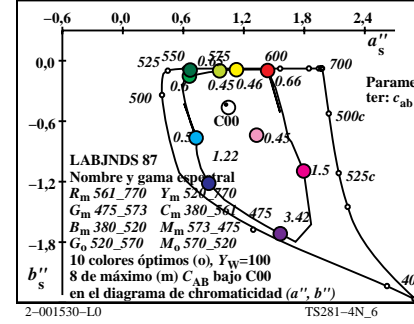
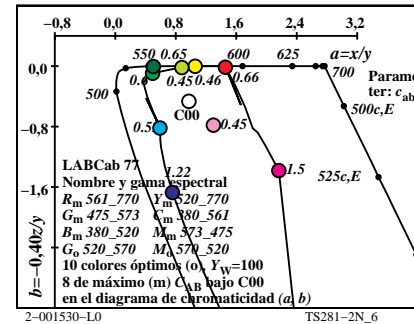
Ostwald colores óptimos (o) de máximo (m) C_{AB} bajo C_{00} , $Y_w=100$, $Y_m=520_770$

i_1, λ_1	i_2, λ_2	X_{100}	Y_{100}	Z_{100}	x	y	z	h_{xy}	i_d, λ_d	i_c, λ_c	Code
1	405	31	556	33.05	55.88	114.54	0.1624	0.2746	0.5629	196.7	15 475 37 586 Cm
6	435	31	558	29.02	56.84	89.59	0.1654	0.3239	0.5106	178.0	16 480 44 623
9	450	32	560	24.41	57.53	59.0	0.1732	0.4081	0.4185	146.9	17 487 -1 487c
12	460	32	563	21.53	58.32	30.51	0.1951	0.5284	0.2764	118.8	20 504 -1 504c
12	465	33	566	23.84	60.99	30.51	0.2066	0.5287	0.2645	116.2	21 507 -1 507c
13	470	34	572	27.07	64.68	22.96	0.236	0.5638	0.2001	106.8	24 520 -1 520c
14	475	36	582	35.09	71.25	16.77	0.285	0.5787	0.1362	95.5	26 533 -1 533c Gm
16	480	44	622	65.72	86.65	8.48	0.4085	0.5386	0.0527	65.8	31 556 0 403
17	485	-1	485c	77.8	90.11	5.93	0.4475	0.5183	0.0341	55.4	32 562 11 456
18	490	-1	490c	77.75	88.26	4.11	0.457	0.5188	0.0241	53.7	32 563 11 459 max
19	495	-1	495c	77.72	86.17	2.83	0.4661	0.5168	0.017	51.7	32 564 12 461
20	500	-1	500c	77.68	83.86	1.95	0.4751	0.5129	0.0119	49.6	33 565 12 463
22	510	-1	510c	77.33	78.57	0.93	0.493	0.5009	0.0059	44.8	33 567 13 466
24	520	-1	520c	76.34	72.29	0.42	0.5121	0.485	0.0028	39.4	34 570 13 468 Ym
26	530	-1	530c	74.35	64.98	0.16	0.5329	0.4658	0.0011	33.3	34 574 14 471
28	540	-1	540c	71.07	56.66	0.04	0.5561	0.4434	0.0003	26.8	35 578 14 473
28	545	-1	544c	71.07	56.66	0.04	0.5561	0.4434	0.0003	26.8	35 578 14 473
29	550	-1	549c	68.88	52.27	0.01	0.5684	0.4314	0.0001	23.5	36 580 14 474
31	555	-1	555c	63.34	43.32	0.0	0.5938	0.4061	0.0	17.0	37 585 15 475
31	560	9	447	74.86	45.07	57.94	0.4208	0.2533	0.3257	329.3	-1 487c 17 487
31	556	1	405	64.23	44.11	1.6	0.5841	0.4012	0.0145	16.7	37 586 15 475 Rm
31	558	6	435	68.25	43.15	26.54	0.4947	0.3128	0.1924	358.0	44 623 16 480
32	560	9	450	72.86	42.46	57.14	0.4224	0.2462	0.3313	327.0	-1 487c 17 487
32	563	12	460	75.75	41.67	85.63	0.373	0.2052	0.4217	298.8	-1 504c 20 504
33	566	12	465	73.44	39.0	85.63	0.3707	0.1969	0.4323	296.3	-1 507c 21 507
34	572	13	470	70.2	35.31	93.18	0.3533	0.1777	0.4689	286.9	-1 520c 24 520
36	582	14	475	62.19	28.74	99.37	0.3267	0.151	0.5221	275.6	-1 533c 26 533 Mm
44	622	16	480	31.56	13.34	107.65	0.2068	0.0874	0.7056	245.9	0 403 31 556
-1	485c	17	485	19.48	9.88	110.21	0.1395	0.0708	0.7896	235.4	11 456 32 562
-1	490c	18	490	19.53	11.73	112.03	0.1363	0.0819	0.7817	233.7	11 459 32 563 min
-1	495c	19	495	19.55	13.82	113.3	0.1333	0.0942	0.7724	231.7	12 461 32 564
-1	500c	20	500	19.6	16.13	114.18	0.1307	0.1075	0.7616	229.6	12 463 33 565
-1	510c	22	510	19.95	21.42	115.21	0.1274	0.1368	0.7357	224.8	13 466 33 567
-1	520c	24	520	20.94	27.7	115.72	0.1274	0.1685	0.704	219.4	13 468 34 570 Bm
-1	530c	26	530	22.93	35.01	115.98	0.1318	0.2013	0.6668	213.4	14 471 34 574
-1	540c	28	540	26.21	43.33	116.1	0.1412	0.2333	0.6253	206.8	14 473 35 578
-1	544c	28	545	26.21	43.33	116.1	0.1412	0.2333	0.6253	206.8	14 473 35 578
-1	549c	29	550	28.39	47.72	116.13	0.1477	0.2482	0.604	203.5	14 474 36 580
-1	555c	31	555	33.93	56.67	116.14	0.1641	0.2741	0.5617	197.0	15 475 37 585
9	447	31	560	22.41	54.92	58.2	0.1653	0.4052	0.4294	149.2	17 487 -1 487c
380	770	97.28	99.99	116.14	0.3103	0.319	0.3705	0.0			

gráfico TUB-TS28; maximum C_{AB} , $Y_m=520_770$
 XYZ, xyz , h data, C00, $Y_w=100$, Parameter: c_{ab}



entrada: $w/rgb/cmyk \rightarrow w/rgb/cmyk$
 salida: ningún cambio

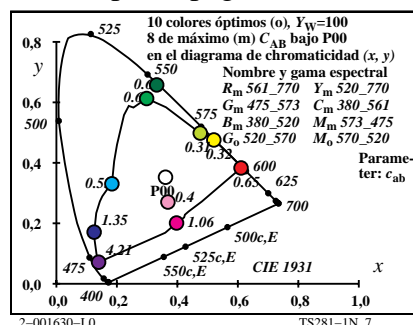


Ostwald colores óptimos (o) de máximo (m) C_{AB} bajo P00, $Y_w=100$, $Y_m=520_770$

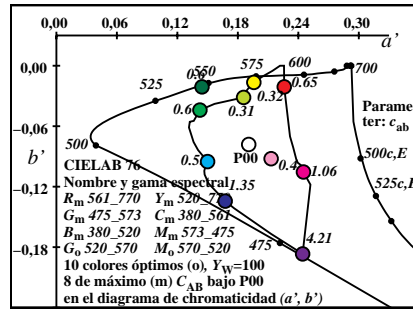
i_1, λ_1	i_2, λ_2	X_{100}	Y_{100}	Z_{100}	x	y	z	h_{xy}	i_d, λ_d	i_c, λ_c	Code
0	405	32	562	30.46	54.9	80.53	0.1836	0.3309	0.4854	186.9	15 479 38 591 Cm
7	435	32	563	26.02	55.22	54.97	0.191	0.4053	0.4035	162.7	17 485 -1 485c
9	450	32	564	24.33	55.85	41.19	0.2004	0.4601	0.3394	146.1	18 491 -1 491c
12	460	33	567	22.57	56.37	22.05	0.2235	0.558	0.2183	123.7	21 506 -1 506c
13	465	33	569	23.4	57.54	16.87	0.2392	0.5882	0.1724	117.2	22 514 -1 514c
13	470	34	572	26.47	60.57	16.87	0.2547	0.5828	0.1623	114.7	23 518 -1 518c
15	475	35	579	31.12	63.97	9.26	0.2982	0.6129	0.0888	103.5	26 534 -1 534c Gm
16	480	38	593	45.51	73.33	6.76	0.3623	0.5837	0.0538	89.6	29 547 -1 547c
17	485	-1	485c	88.85	93.1	4.91	0.4754	0.4982	0.0263	51.7	33 566 11 457
17	490	-1	489c	88.85	93.1	4.91	0.4754	0.4982	0.0263	51.7	33 566 11 457 max
19	495	-1	495c	88.79	90.06	2.55	0.4894	0.4964	0.014	48.2	33 567 12 461
19	500	-1	499c	88.79	90.06	2.55	0.4894	0.4964	0.014	48.2	33 567 12 461
22	510	-1	510c	88.44	83.34	0.9	0.5121	0.4826	0.0052	40.6	34 570 13 467
23	520	-1	519c	88.06	80.45	0.61	0.5206	0.4756	0.0036	37.6	34 572 13 469 Ym
26	530	-1	530c	85.52	70.09	0.15	0.549	0.4499	0.0009	27.3	35 577 14 473
28	540	-1	540c	82.37	62.1	0.03	0.57	0.4297	0.0002	20.2	36 580 15 475
28	545	-1	544c	82.37	62.1	0.03	0.57	0.4297	0.0002	20.2	36 580 15 475
29	550	-1	549c	80.3	57.92	0.01	0.5808	0.419	0.0	16.8	36 583 15 476
31	555	-1	555c	75.0	49.38	0.0	0.603	0.3969	0.0	10.3	37 587 15 478
32	560	-1	560c	71.75	45.08	0.0	0.6141	0.3858	0.0	7.4	38 590 15 479
32	562	0	405	71.9	45.09	0.71	0.6108	0.383	0.006	6.9	38 591 15 479 Rm
32	563	7	435	76.34	44.77	26.27	0.5179	0.3037	0.1782	342.7	-1 485c 17 485
32	564	9	450	78.04	44.14	40.05	0.481	0.272	0.2468	326.1	-1 491c 18 491
33	567	12	460	79.79	43.62	59.19	0.4369	0.2389	0.3241	303.8	-1 506c 21 506
33	569	13	465	78.96	42.45	64.38	0.425	0.2285	0.3464	297.3	-1 514c 22 514
34	572	13	470	75.9	39.42	64.38	0.4223	0.2194	0.3582	294.7	-1 518c 23 518
35	579	15	475	71.24	36.02	71.98	0.3974	0.2009	0.4015	283.5	-1 534c 26 534 Mm
38	593	16	480	56.85	26.66	74.48	0.3598	0.1687	0.4714	269.6	-1 547c 29 547
-1	485c	17	485	13.51	6.89	76.33	0.1397	0.0712	0.789	231.8	11 457 33 566
-1	489c	17	490	13.51	6.89	76.33	0.1397	0.0712	0.789	231.8	11 457 33 566 min
-1	495c	19	495	13.57	9.93	78.7	0.1328	0.0972	0.7699	228.2	12 461 33 567
-1	499c	19	500	13.57	9.93	78.7	0.1328	0.0972	0.7699	228.2	12 461 33 567
-1	510c	22	510	13.93	16.65	80.34	0.1255	0.1501	0.7242	220.7	13 467 34 570
-1	519c	23	520	14.31	19.54	80.63	0.1249	0.1707	0.7042	217.6	13 469 34 572 Bm
-1	530c	26	530	16.84	29.9	81.09	0.1317	0.2339	0.6343	207.3	14 473 35 577
-1	540c	28	540	19.99	37.89	81.21	0.1437	0.2724	0.5838	200.2	15 475 36 580
-1	544c	28	545	19.99	37.89	81.21	0.1437	0.2724	0.5838	200.2	15 475 36 580
-1	549c	29	550	22.07	42.07	81.23	0.1518	0.2893	0.5587	196.8	15 476 36 583
-1	555c	31	555	27.36	50.61	81.25	0.1718	0.3178	0.5102	190.4	15 478 37 587
-1	560c	32	560	30.62	54.91	81.25	0.1835	0.3292	0.4871	187.4	15 479 38 590
380	770	102.37	99.99	81.25	0.3609	0.3525	0.2864	0.0			

2-001630-L0 TS280-7N_7 gráfico TUB-TS28; maximum C_{AB} , $Y_m=520_770$

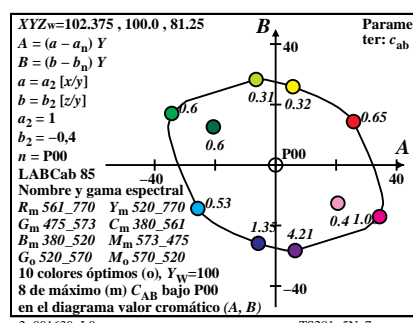
XYZ, xyz, h data, P00, $Y_w=100$, Parameter: c_{ab}



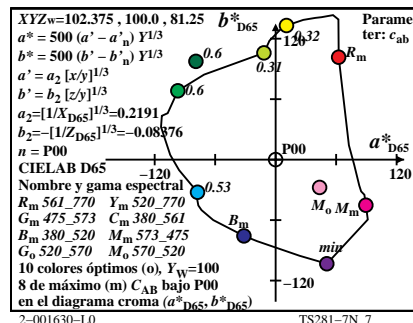
2-001630-L0 TS281-1N_7



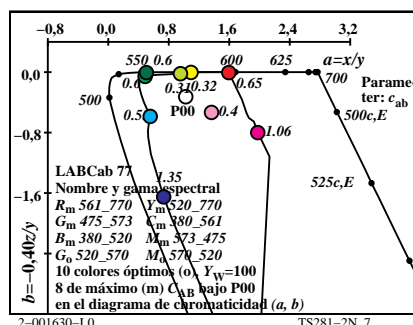
2-001630-L0 TS281-3N_7



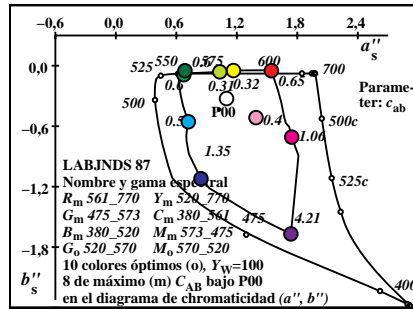
2-001630-L0 TS281-5N_7



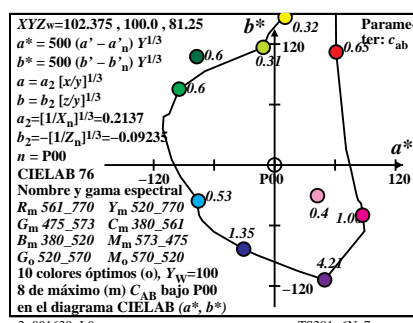
2-001630-L0 TS281-7N_7



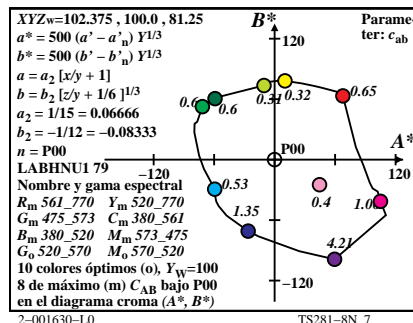
2-001630-L0 TS281-2N_7



2-001630-L0 TS281-4N_7



2-001630-L0 TS281-6N_7



2-001630-L0 TS281-8N_7

entrada: w/rgb/cmyk -> w/rgb/cmyk-
 salida: ningún cambio

Ostwald colores óptimos (o) de máximo (m) C_{AB} bajo Q00, Y_{w,10}=100, Y_m=520_770

i ₁ , λ ₁	i ₂ , λ ₂	X ₁₀₀	Y ₁₀₀	Z ₁₀₀	x	y	z	h _{xy}	i _d , λ _d	i _c , λ _c	Code
1	405 31 556	33.44	56.3	115.58	0.1628	0.2742	0.5628	196.1	15 475	37 587	Cm
7	435 31 558	26.56	56.83	76.55	0.166	0.3553	0.4786	164.7	16 482	-1 482c	
10	450 32 560	22.08	57.26	46.17	0.1759	0.4562	0.3678	133.5	18 493	-1 493c	
12	460 32 563	21.16	58.56	28.78	0.195	0.5396	0.2652	117.0	21 506	-1 506c	
13	465 33 566	22.3	60.33	21.67	0.2138	0.5783	0.2077	109.9	23 515	-1 515c	
13	470 34 572	26.68	64.84	21.67	0.2357	0.5727	0.1914	105.9	24 520	-1 520c	
15	475 36 583	34.45	70.42	11.51	0.296	0.605	0.0989	92.5	27 536	-1 536c	Gm
15	480 45 629	69.24	89.85	11.51	0.4058	0.5266	0.0674	65.2	31 556	2 413	
17	485 -1 485c	77.47	90.54	5.9	0.4454	0.5206	0.0339	56.2	32 561	11 455	max
17	490 -1 489c	77.47	90.54	5.9	0.4454	0.5206	0.0339	56.2	32 561	11 455	max
18	495 -1 494c	77.42	88.8	4.19	0.4543	0.521	0.0246	54.6	32 562	11 458	
19	500 -1 499c	77.4	86.78	2.96	0.463	0.5191	0.0177	52.7	32 563	12 460	
21	510 -1 509c	77.23	81.81	1.45	0.4812	0.5097	0.009	48.2	33 566	12 464	
24	520 -1 520c	75.89	71.94	0.44	0.5118	0.4851	0.0029	39.7	34 570	13 468	Ym
26	530 -1 530c	73.77	64.11	0.16	0.5343	0.4644	0.0011	33.2	34 574	14 471	
27	540 -1 539c	72.26	59.95	0.08	0.5462	0.4531	0.0006	29.9	35 576	14 472	
29	545 -1 545c	68.32	51.41	0.01	0.5705	0.4293	0.0001	23.3	36 581	14 474	
30	550 -1 550c	65.85	47.12	0.0	0.5828	0.4171	0.0	20.1	36 583	15 475	
30	555 -1 554c	65.85	47.12	0.0	0.5828	0.4171	0.0	20.1	36 583	15 475	
31	560 9 447	75.63	44.71	62.92	0.4126	0.2439	0.3433	325.1	-1 488c	17 488	
31	556 1 405	64.2	43.69	2.84	0.5797	0.3945	0.0256	16.0	37 587	15 475	Rm
31	558 7 435	71.08	43.16	41.86	0.4553	0.2764	0.2681	344.7	-1 482c	16 482	
32	560 10 450	75.56	42.73	72.24	0.3965	0.2242	0.3791	313.6	-1 493c	18 493	
32	563 12 460	76.48	41.43	89.63	0.3685	0.1996	0.4318	297.0	-1 506c	21 506	
33	566 13 465	75.34	39.66	96.74	0.3557	0.1873	0.4568	289.9	-1 515c	23 515	
34	572 13 470	70.96	35.15	96.74	0.3497	0.1732	0.4769	285.9	-1 520c	24 520	
36	583 15 475	63.19	29.57	106.9	0.3164	0.1481	0.5354	272.5	-1 536c	27 536	Mm
45	629 15 480	28.4	10.14	106.9	0.1952	0.0697	0.7349	245.2	2 413	31 556	
-1	485c 17 485	20.17	9.45	112.51	0.1419	0.0664	0.7915	236.2	11 455	32 561	min
-1	489c 17 490	20.17	9.45	112.51	0.1419	0.0664	0.7915	236.2	11 455	32 561	min
-1	494c 18 495	20.22	11.19	114.22	0.1388	0.0768	0.7842	234.6	11 458	32 562	
-1	499c 19 500	20.24	13.21	115.45	0.1359	0.0887	0.7752	232.7	12 460	32 563	
-1	509c 21 510	20.41	18.18	116.97	0.1312	0.1168	0.7518	228.3	12 464	33 566	
-1	520c 24 520	21.75	28.05	117.98	0.1296	0.1672	0.7031	219.7	13 468	34 570	Bm
-1	530c 26 530	23.87	35.88	118.26	0.1341	0.2015	0.6643	213.3	14 471	34 574	
-1	539c 27 540	25.38	40.04	118.33	0.1381	0.2179	0.6439	209.9	14 472	35 576	
-1	545c 29 545	29.32	48.58	118.41	0.1493	0.2474	0.6031	203.3	14 474	36 581	
-1	550c 30 550	31.79	52.87	118.42	0.1565	0.2603	0.5831	200.1	15 475	36 583	
-1	554c 30 555	31.79	52.87	118.42	0.1565	0.2603	0.5831	200.1	15 475	36 583	
9	447 31 560	22.01	55.28	55.49	0.1657	0.4162	0.4179	145.0	17 488	-1 488c	
380	770	97.65	100.0	118.42	0.3089	0.3163	0.3746	0.0			

vea archivos semejantes: <http://130.149.60.45/~farbmetrik/TS28/TS28LONA.TXT> /PS
 información técnica: <http://www.ps.bam.de> o <http://130.149.60.45/~farbmetrik>

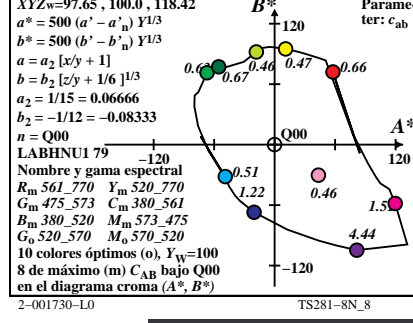
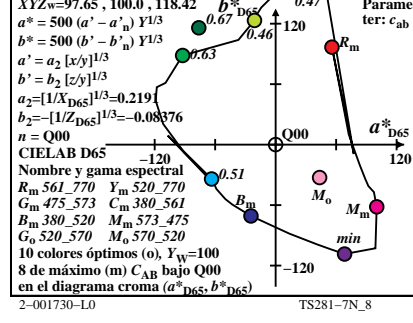
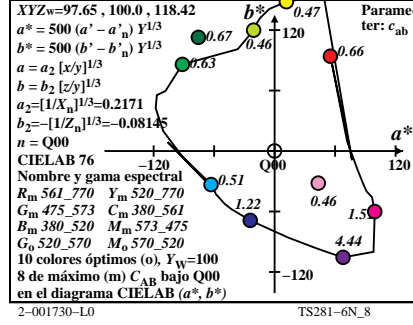
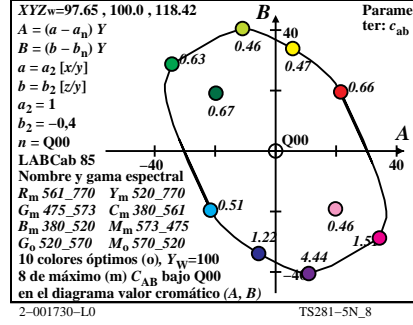
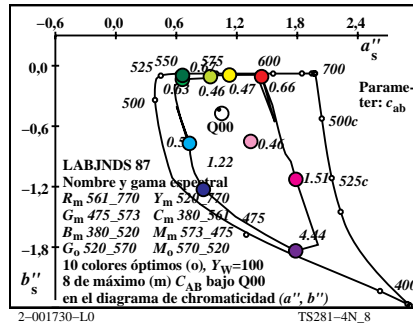
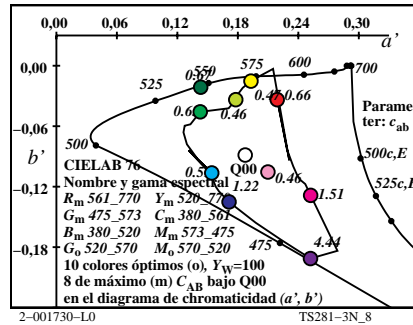
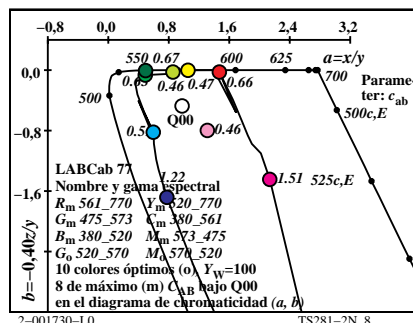
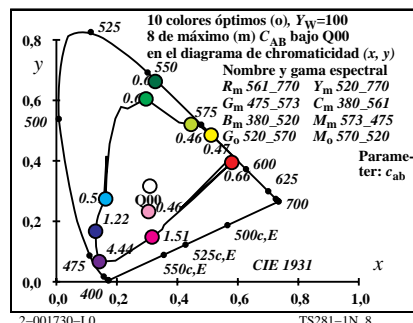


gráfico TUB-TS28; maximum C_{AB}, Y_m=520_770
 XYZ, xyz, h data, Q00, Y_{w,10}=100, Parameter: c_{ab}

entrada: w/rgb/cmyk -> w/rgb/cmyk-
 salida: ningún cambio

TUB matrícula: 20130201-TS28/TS28LONA.TXT /PS
 aplicación para la medida de display output
 TUB material: code=rh4ta