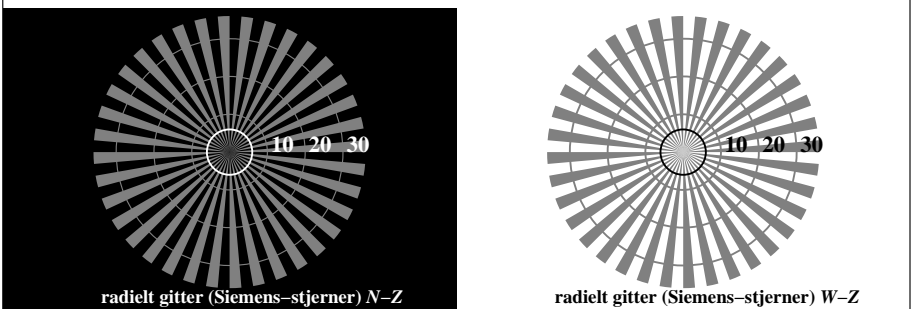
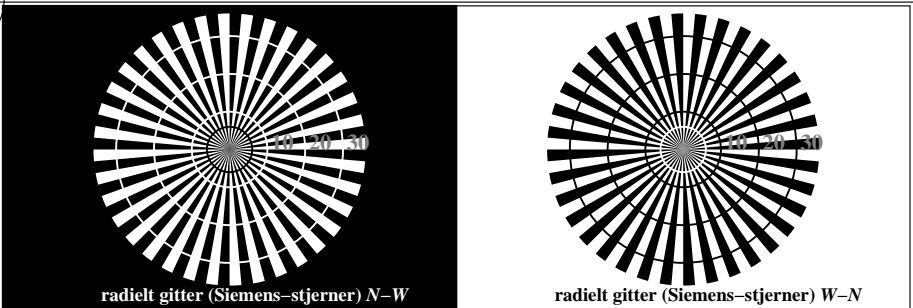


http://130.149.60.45/~farbmetrik/TN76/TN76L0NP.PDF /.PS; start output  
N: ingen 3D-linearisering (OL) i fil (F) eller PS-startup (S), side 1/2

se lignende filer: http://130.149.60.45/~farbmetrik/TN76/TN76.HTM  
teknisk informasjon: http://www.w.ps.bam.de eller http://130.149.60.45/~farbmetrik

TUB registrering: 20150901-TN76/TN76L0NP.PDF /.PS  
anvendelse for måling av offsettrykk output  
TUB-material: code=rh4ta



TN760-3, Figur C1W-: Element A: Radielt gitter N-W, W-N, N-Z og W-Z; PS operator: rgb/cmy0

$L^*/Y_{input}$ (absolutt)	18.0/2.5	37.3/9.7	56.7/24.6	76.1/49.9	95.4/88.6	$N_0$ (min.)	$W_I$ (max.)
$w^* = l^*_{CIE\text{LAB}, r}$ (relativ)						$N_0$ (min.)	$W_I$ (max.)
$w^*_{input}$	0,000	0,250	0,500	0,750	1,000		

TN760-5, Figur C2W-: Element B: 5 visuelle ekvidistante  $L^*$ -gråtrinn +  $N_0$  +  $W_I$ ; PS operator: rgb/cmy0

$L^*/Y_{input}$ (absolutt)	18.0/2.5	23.2/3.8	28.3/5.6	33.5/7.8	38.6/10.5	43.8/13.7	49.0/17.6	54.1/22.1	59.3/27.3	64.4/33.3	69.6/40.2	74.8/47.9	79.9/56.5	85.1/66.2	90.2/76.8	95.4/88.6
Nr. og Hex-code	00;F	01;E	02;D	03;C	04;B	05;A	06;9	07;8	08;7	09;6	10;5	11;4	12;3	13;2	14;1	15;0
$w^* = l^*_{CIE\text{LAB}, r}$ (relativ)																
$w^*_{input}$	0,000	0,067	0,133	0,200	0,267	0,333	0,400	0,467	0,533	0,600	0,667	0,733	0,800	0,867	0,933	1,000

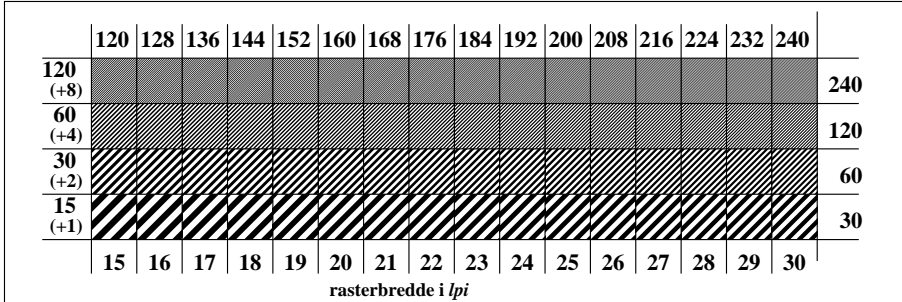
TN760-7, Figur C3W-: Element C: 16 visuelle ekvidistante  $L^*$ -gråtrinn; PS operator: rgb/cmy0

prøveplansje TN76; ME16(ISO 9241-306), 3(ISO/IEC 15775) input: rgb/cmyk -> rgb/cmyk  
akromatisk prøveplansje N output: ingen endring

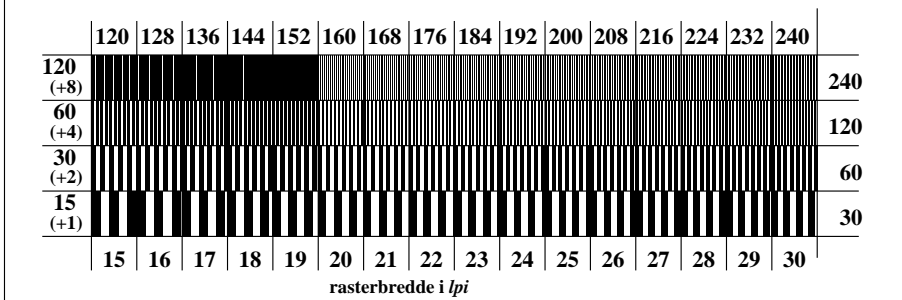
omfelt-trinn Hex-code	0	1	ring-trinn Hex-code	0-1
	7	8		7-8
	E	F		E-F
	2	0		2-0
	8	6		8-6
	F	D		F-D

Landoltringer W-N kode: omfelt-ring

TN761-1, Figur C4W-: Element D: Landoltringer W-N; PS operator: rgb/cmy0



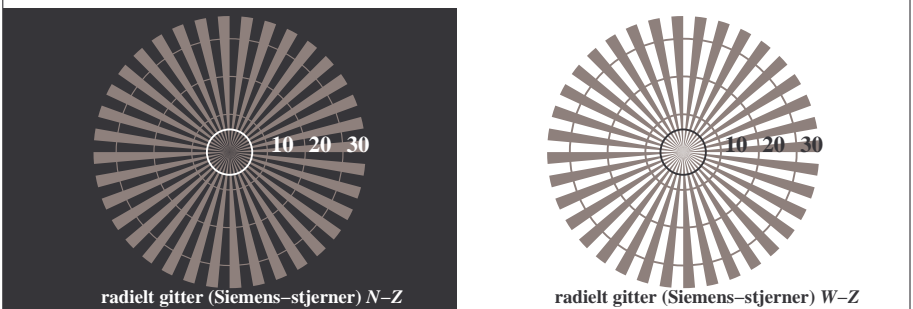
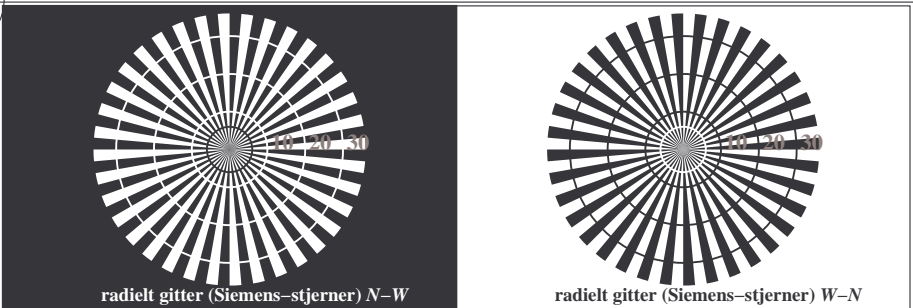
TN761-3, Figur C5W-: Element E: Linjeraster med 45° (eller 135°); PS operator: rgb/cmy0



TN761-5, Figur C6W-: Element F: Linjeraster med 90° (eller 0°); PS operator: rgb/cmy0

se lignende filer: http://130.149.60.45/~farbmetrik/TN76/TN76L0NP.PDF /.PS teknisk informasjon: http://www.ps.bam.de eller http://130.149.60.45/~farbmetrik

TUB registrering: 20150901-TN76/TN76L0NP.PDF /.PS TUB-material: code=rh4ta anvendelse for måling av offsettrykk output, separasjon cmykn6 (CMY0)



TN760-3, Figur C1Wd: Element A: Radielt gitter N-W, W-N, N-Z og W-Z; PS operator: rgb/cmy0

$L^*/Y_{input}$ (absolutt)	18.0/2.5	37.3/9.7	56.7/24.6	76.1/49.9	95.4/88.6	$N_0$ (min.)	$W_I$ (max.)
$w^* = l^*_{CIE_{LAB}, r}$ (relativ)						$N_0$ (min.)	$W_I$ (max.)
$w^*_{input}$	0,000	0,250	0,500	0,750	1,000		

TN760-5, Figur C2Wd: Element B: 5 visuelle ekvidistante  $L^*$ -gråtrinn +  $N_0$  +  $W_I$ ; PS operator: rgb/cmy0

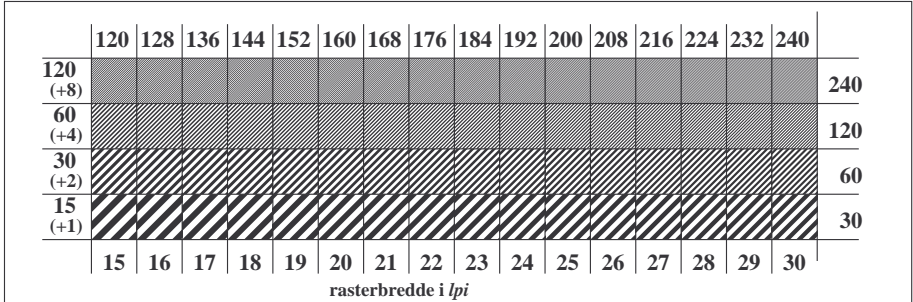
$L^*/Y_{input}$ (absolutt)	18.0/2.5	23.2/3.8	28.3/5.6	33.5/7.8	38.6/10.5	43.8/13.7	49.0/17.6	54.1/22.1	59.3/27.3	64.4/33.3	69.6/40.2	74.8/47.9	79.9/56.5	85.1/66.2	90.2/76.8	95.4/88.6
Nr. og Hex-code	00;F	01;E	02;D	03;C	04;B	05;A	06;9	07;8	08;7	09;6	10;5	11;4	12;3	13;2	14;1	15;0
$w^* = l^*_{CIE_{LAB}, r}$ (relativ)																
$w^*_{input}$	0,000	0,067	0,133	0,200	0,267	0,333	0,400	0,467	0,533	0,600	0,667	0,733	0,800	0,867	0,933	1,000

TN760-7, Figur C3Wd: Element C: 16 visuelle ekvidistante  $L^*$ -gråtrinn; PS operator: rgb/cmy0

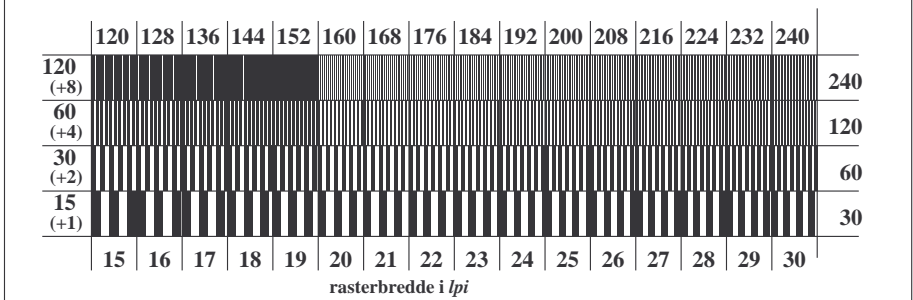
prøveplansje TN76; ME16(ISO 9241-306), 3(ISO/IEC 15775) input: rgb/cmyk ->  $rgb_d$   
 akromatisk prøveplansje N, 3D=0, de=0, cmyk output: overføring til  $cmyk_d$

omfelt-trinn Hex-code	0	7	E	2	8	F
ring-trinn Hex-code	0-1	7-8	E-F	2-0	8-6	F-D
Landoltringer W-N						
kode: omfelt-ring						

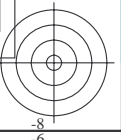
TN761-1, Figur C4Wd: Element D: Landoltringer W-N; PS operator: rgb/cmy0



TN761-3, Figur C5Wd: Element E: Linjeraster med 45° (eller 135°); PS operator: rgb/cmy0



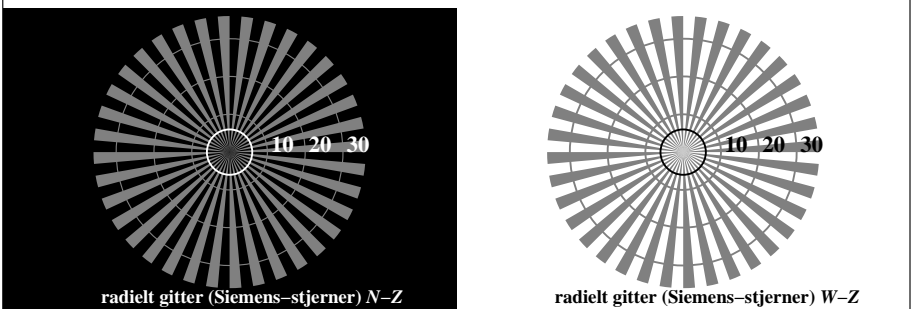
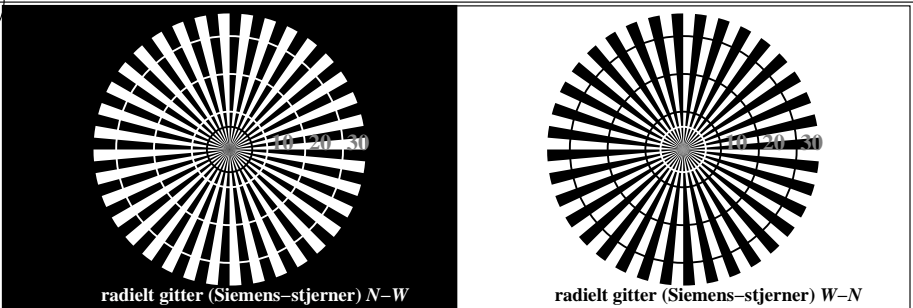
TN761-5, Figur C6Wd: Element F: Linjeraster med 90° (eller 0°); PS operator: rgb/cmy0



http://130.149.60.45/~farbmetrik/TN76/TN76L0NP.PDF /.PS; start output  
N: ingen 3D-linearisering (OL) i fil (F) eller PS-startup (S), side 1/2

se lignende filer: http://130.149.60.45/~farbmetrik/TN76/TN76.HTM  
teknisk informasjon: http://www.w.ps.bam.de eller http://130.149.60.45/~farbmetrik

TUB registrering: 20150901-TN76/TN76L0NP.PDF /.PS  
anvendelse for måling av offsettrykk output  
TUB-material: code=rh4ta



TN760-3, Figur C1W-: Element A: Radielt gitter N-W, W-N, N-Z og W-Z; PS operator: rgb/cmy0

$L^*/Y_{input}$ (absolutt)	18.0/2.5	37.3/9.7	56.7/24.6	76.1/49.9	95.4/88.6	$N_0$ (min.)	$W_I$ (max.)
$w^* = l^*_{CIE\text{LAB}, r}$ (relativ)						$N_0$ (min.)	$W_I$ (max.)
$w^*_{input}$	0,000	0,250	0,500	0,750	1,000		

TN760-5, Figur C2W-: Element B: 5 visuelle ekvidistante  $L^*$ -gråtrinn +  $N_0$  +  $W_I$ ; PS operator: rgb/cmy0

$L^*/Y_{input}$ (absolutt)	18.0/2.5	23.2/3.8	28.3/5.6	33.5/7.8	38.6/10.5	43.8/13.7	49.0/17.6	54.1/22.1	59.3/27.3	64.4/33.3	69.6/40.2	74.8/47.9	79.9/56.5	85.1/66.2	90.2/76.8	95.4/88.6
Nr. og Hex-code	00;F	01;E	02;D	03;C	04;B	05;A	06;9	07;8	08;7	09;6	10;5	11;4	12;3	13;2	14;1	15;0
$w^* = l^*_{CIE\text{LAB}, r}$ (relativ)																
$w^*_{input}$	0,000	0,067	0,133	0,200	0,267	0,333	0,400	0,467	0,533	0,600	0,667	0,733	0,800	0,867	0,933	1,000

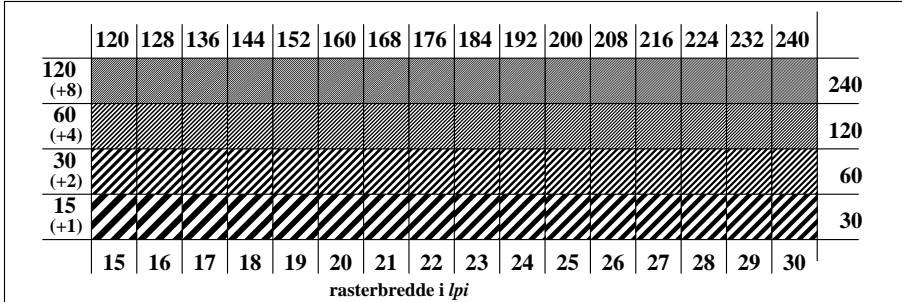
TN760-7, Figur C3W-: Element C: 16 visuelle ekvidistante  $L^*$ -gråtrinn; PS operator: rgb/cmy0

prøveplansje TN76; ME16(ISO 9241-306), 3(ISO/IEC 15775) input: rgb/cmyk -> rgb/cmyk  
akromatisk prøveplansje N output: ingen endring

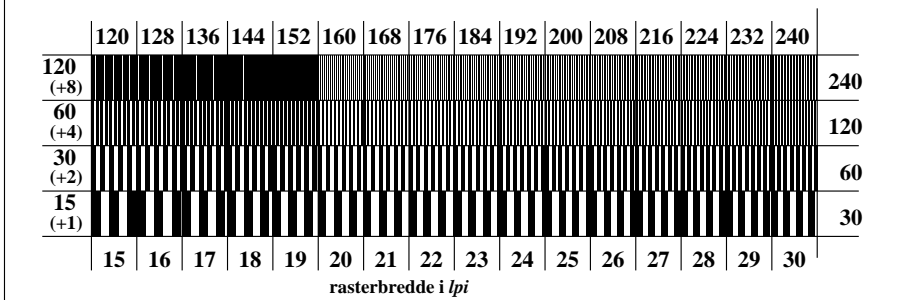
omfelt-trinn Hex-code	0	1	ring-trinn Hex-code	0-1
	7	8		7-8
	E	F		E-F
	2	0		2-0
	8	6		8-6
	F	D		F-D

Landoltringer W-N kode: omfelt-ring

TN761-1, Figur C4W-: Element D: Landoltringer W-N; PS operator: rgb/cmy0



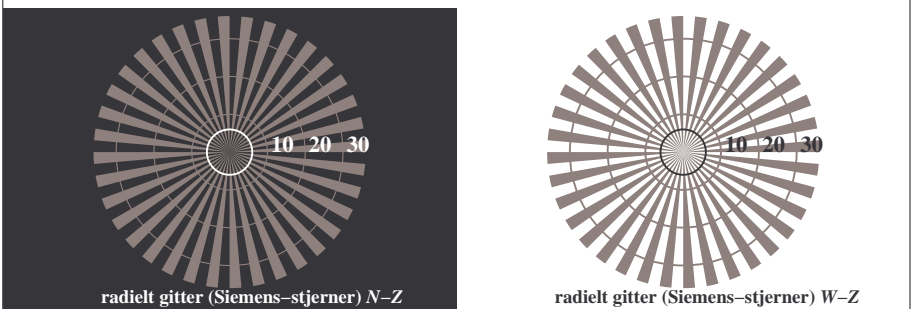
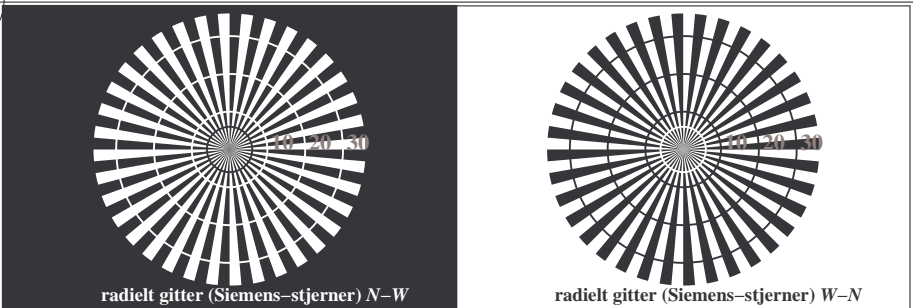
TN761-3, Figur C5W-: Element E: Linjeraster med 45° (eller 135°); PS operator: rgb/cmy0



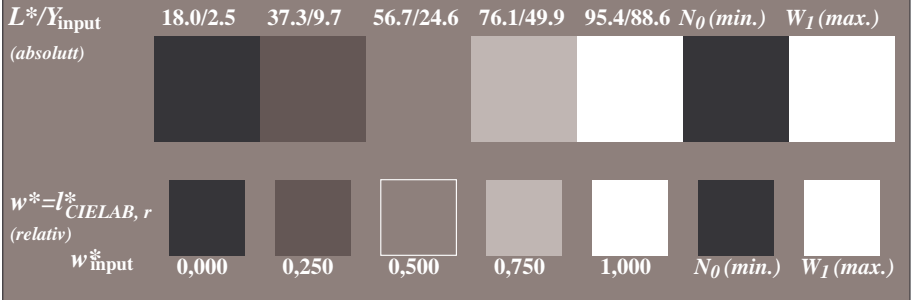
TN761-5, Figur C6W-: Element F: Linjeraster med 90° (eller 0°); PS operator: rgb/cmy0

se lignende filer: http://130.149.60.45/~farbmetrik/TN76/TN76L0NP.PDF /.PS  
teknisk informasjon: http://www.ps.bam.de eller http://130.149.60.45/~farbmetrik

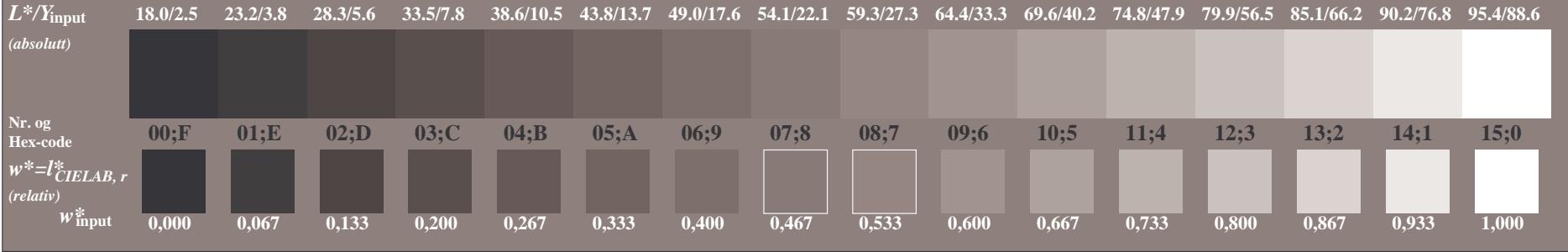
TUB registrering: 20150901-TN76/TN76L0NP.PDF /.PS TUB-material: code=rh4ta  
anvendelse for måling av offsettrykk output, separasjon cmykn6 (CMY0)



TN760-3, Figur C1We: Element A: Radielt gitter N-W, W-N, N-Z og W-Z; PS operator: rgb/cmy0



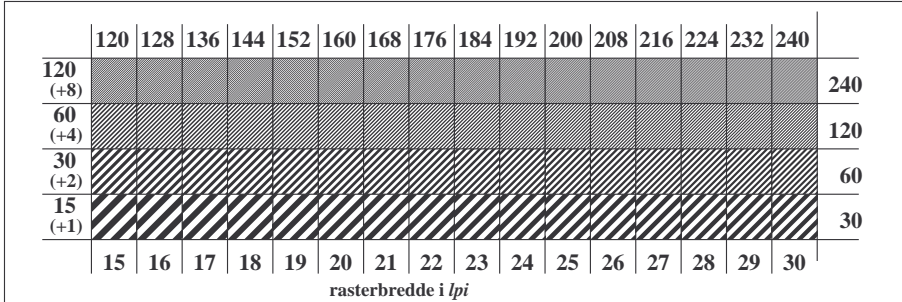
TN760-5, Figur C2We: Element B: 5 visuelle ekvidistante  $L^*$ -gråtrinn +  $N_0$  +  $W_I$ ; PS operator: rgb/cmy0



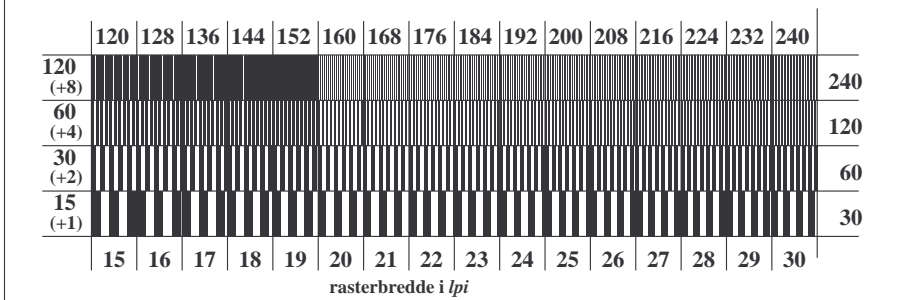
TN760-7, Figur C3We: Element C: 16 visuelle ekvidistante  $L^*$ -gråtrinn; PS operator: rgb/cmy0



TN761-1, Figur C4We: Element D: Landoltringer W-N; PS operator: rgb/cmy0



TN761-3, Figur C5We: Element E: Linjeraster med 45° (eller 135°); PS operator: rgb/cmy0



TN761-5, Figur C6We: Element F: Linjeraster med 90° (eller 0°); PS operator: rgb/cmy0

