


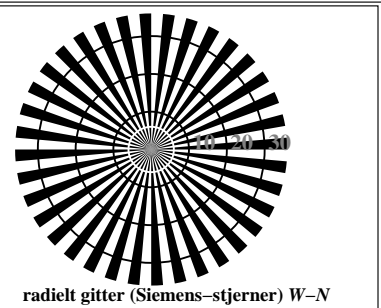
http://130.149.60.45/~farbmetrik/TN73/TN73L0NP.PDF /.PS; start output
N: ingen 3D-linearisering (OL) i fil (F) eller PS-startup (S), side 1/2

se lignende filer: http://130.149.60.45/~farbmetrik/TN73/TN73.HTM
teknisk informasjon: http://www.w.ps.bam.de eller http://130.149.60.45/~farbmetrik

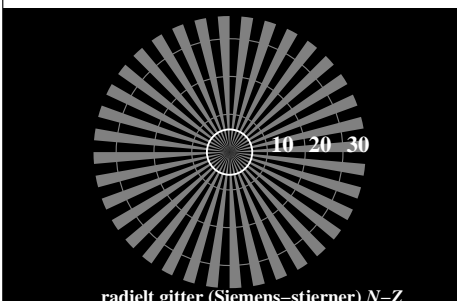
TUB registrering: 20150901-TN73/TN73L0NP.PDF /.PS
anvendelse for måling av offsettrykk output



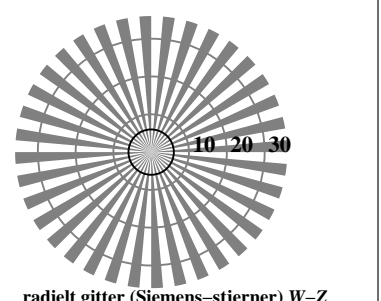
radielt gitter (Siemens-stjerner) N-W



radielt gitter (Siemens-stjerner) W-N



radielt gitter (Siemens-stjerner) N-Z



radielt gitter (Siemens-stjerner) W-Z

TN730-3, Figur C1W-: Element A: Radielt gitter N-W, W-N, N-Z og W-Z; PS operator: rgb/cmy0

L^*/Y_{input} (absolutt)	18.0/2.5	37.3/9.7	56.7/24.6	76.1/49.9	95.4/88.6	N_0 (min.)	W_I (max.)
$w^* = l^*_{CIE\text{LAB}, r}$ (relativ)						N_0 (min.)	W_I (max.)
w^*_{input}	0,000	0,250	0,500	0,750	1,000	N_0 (min.)	W_I (max.)

TN730-5, Figur C2W-: Element B: 5 visuelle ekvidistante L^* -gråtrinn + N_0 + W_I ; PS operator: rgb/cmy0

L^*/Y_{input} (absolutt)	18.0/2.5	23.2/3.8	28.3/5.6	33.5/7.8	38.6/10.5	43.8/13.7	49.0/17.6	54.1/22.1	59.3/27.3	64.4/33.3	69.6/40.2	74.8/47.9	79.9/56.5	85.1/66.2	90.2/76.8	95.4/88.6
Nr. og Hex-code	00;F	01;E	02;D	03;C	04;B	05;A	06;9	07;8	08;7	09;6	10;5	11;4	12;3	13;2	14;1	15;0
$w^* = l^*_{CIE\text{LAB}, r}$ (relativ)																
w^*_{input}	0,000	0,067	0,133	0,200	0,267	0,333	0,400	0,467	0,533	0,600	0,667	0,733	0,800	0,867	0,933	1,000

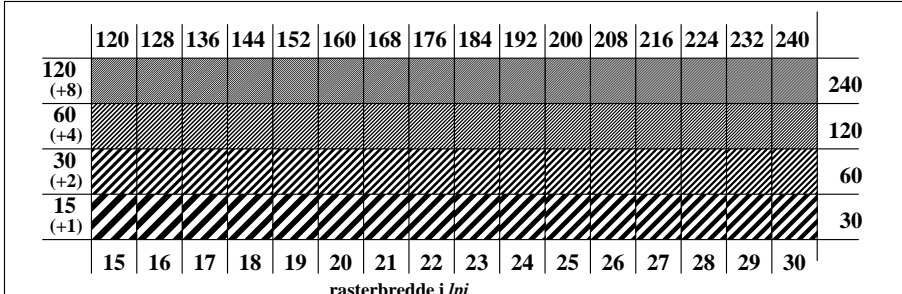
TN730-7, Figur C3W-: Element C: 16 visuelle ekvidistante L^* -gråtrinn; PS operator: rgb/cmy0

prøveplansje TN73; ME16(ISO 9241-306), 3(ISO/IEC 15775) input: rgb/cmyk -> rgb/cmyk
akromatisk prøveplansje N output: ingen endring

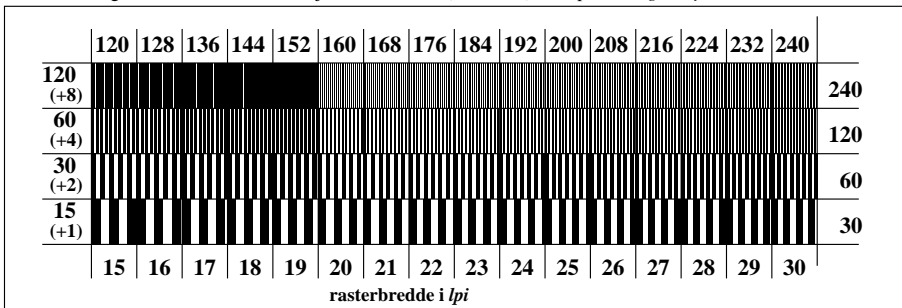
omfelt-trinn Hex-code	0	1	ring-trinn Hex-code	0-1
	7	8		7-8
	E	F		E-F
	2	0		2-0
	8	6		8-6
	F	D		F-D

Landoltringer W-N kode: omfelt-ring

TN731-1, Figur C4W-: Element D: Landoltringer W-N; PS operator: rgb/cmy0



TN731-3, Figur C5W-: Element E: Linjeraster med 45° (eller 135°); PS operator: rgb/cmy0




TN731-5, Figur C6W-: Element F: Linjeraster med 90° (eller 0°); PS operator: rgb/cmy0

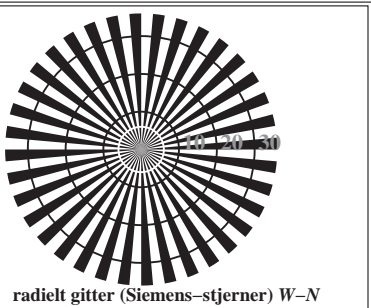
TUB-material: code=rh4ta

se lignende filer: http://130.149.60.45/~farbmetrik/TN73/TN73.HTM
teknisk informasjon: http://www.w.ps.bam.de eller http://130.149.60.45/~farbmetrik

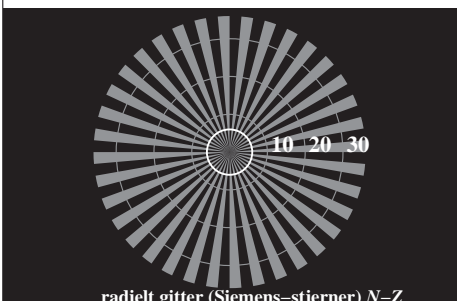
TUB registrering: 20150901-TN73/TN73L0NP.PDF /.PS TUB-material: code=rh4ta
anvendelse for måling av offsettrykk output, separasjon cmykn6 (CMYK)



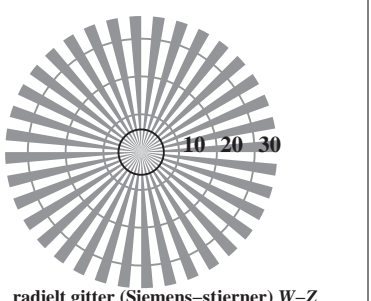
radielt gitter (Siemens-stjerner) N-W



radielt gitter (Siemens-stjerner) W-N

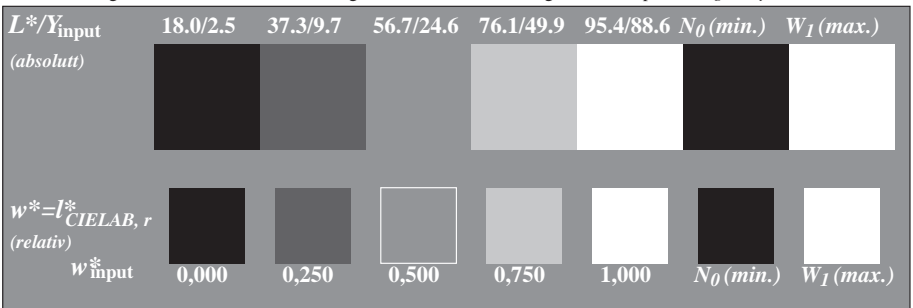


radielt gitter (Siemens-stjerner) N-Z

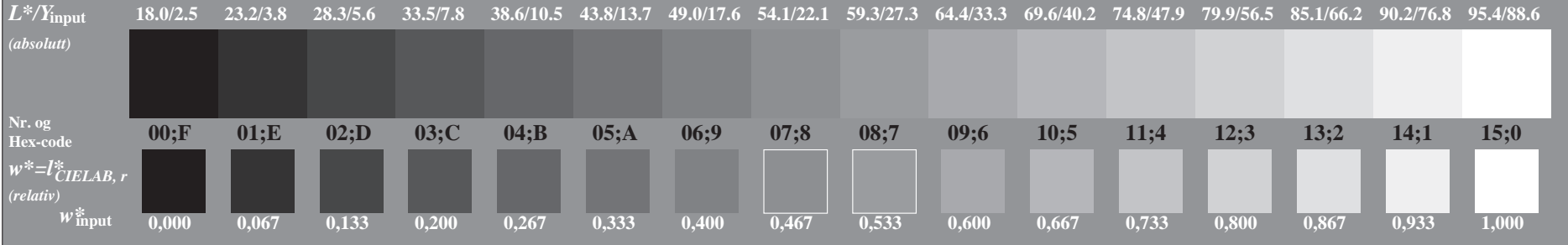


radielt gitter (Siemens-stjerner) W-Z

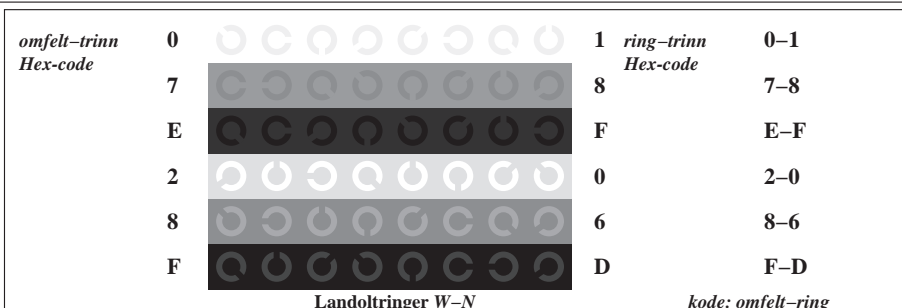
TN730-3, Figur C1Wd: Element A: Radielt gitter N-W, W-N, N-Z og W-Z; PS operator: rgb/cmy0



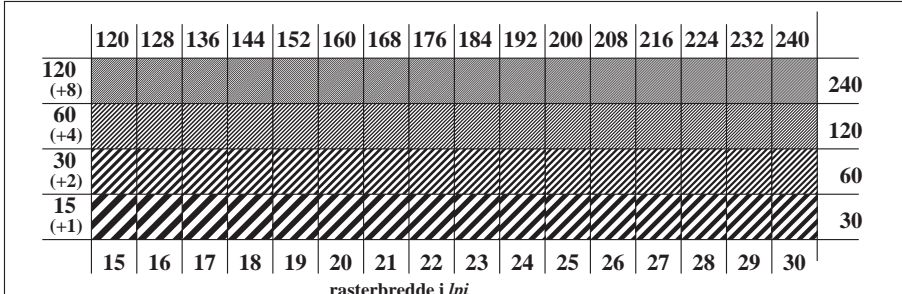
TN730-5, Figur C2Wd: Element B: 5 visuelle ekvidistante L^* -gråtrinn + N_0 + W_I ; PS operator: rgb/cmy0



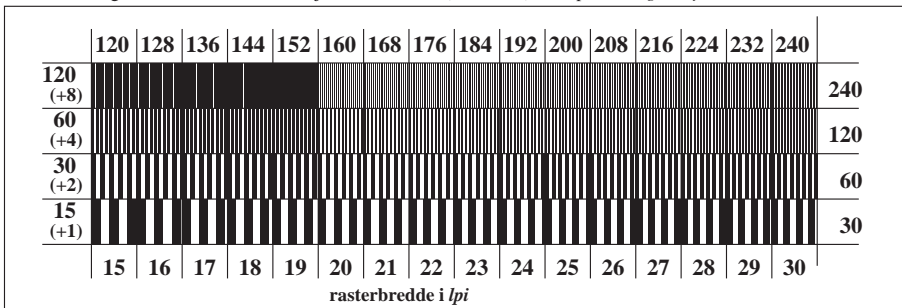
TN730-7, Figur C3Wd: Element C: 16 visuelle ekvidistante L^* -gråtrinn; PS operator: rgb/cmy0



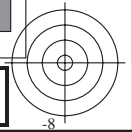
TN731-1, Figur C4Wd: Element D: Landoltringer W-N; PS operator: rgb/cmy0



TN731-3, Figur C5Wd: Element E: Linjeraster med 45° (eller 135°); PS operator: rgb/cmy0




TN731-5, Figur C6Wd: Element F: Linjeraster med 90° (eller 0°); PS operator: rgb/cmy0



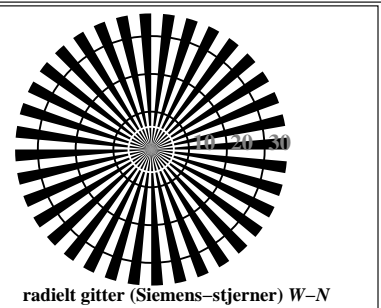
http://130.149.60.45/~farbmetrik/TN73/TN73L0NP.PDF /.PS; start output
N: ingen 3D-linearisering (OL) i fil (F) eller PS-startup (S), side 1/2

se lignende filer: http://130.149.60.45/~farbmetrik/TN73/TN73.HTM
teknisk informasjon: http://www.w.ps.bam.de eller http://130.149.60.45/~farbmetrik

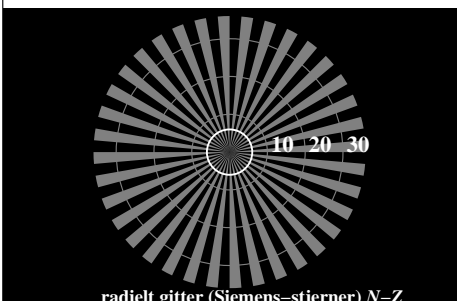
TUB registrering: 20150901-TN73/TN73L0NP.PDF /.PS
anvendelse for måling av offsettrykk output



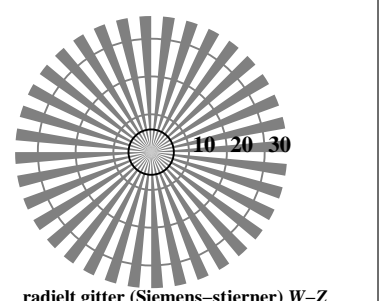
radielt gitter (Siemens-stjerner) N-W



radielt gitter (Siemens-stjerner) W-N



radielt gitter (Siemens-stjerner) N-Z



radielt gitter (Siemens-stjerner) W-Z

TN730-3, Figur C1W-: Element A: Radielt gitter N-W, W-N, N-Z og W-Z; PS operator: rgb/cmy0

L^*/Y_{input} (absolutt)	18.0/2.5	37.3/9.7	56.7/24.6	76.1/49.9	95.4/88.6	N_0 (min.)	W_I (max.)
$w^* = l^*_{CIE\text{LAB}, r}$ (relativ)						N_0 (min.)	W_I (max.)
w^*_{input}	0,000	0,250	0,500	0,750	1,000		

TN730-5, Figur C2W-: Element B: 5 visuelle ekvidistante L^* -gråtrinn + N_0 + W_I ; PS operator: rgb/cmy0

L^*/Y_{input} (absolutt)	18.0/2.5	23.2/3.8	28.3/5.6	33.5/7.8	38.6/10.5	43.8/13.7	49.0/17.6	54.1/22.1	59.3/27.3	64.4/33.3	69.6/40.2	74.8/47.9	79.9/56.5	85.1/66.2	90.2/76.8	95.4/88.6
Nr. og Hex-code	00;F	01;E	02;D	03;C	04;B	05;A	06;9	07;8	08;7	09;6	10;5	11;4	12;3	13;2	14;1	15;0
$w^* = l^*_{CIE\text{LAB}, r}$ (relativ)																
w^*_{input}	0,000	0,067	0,133	0,200	0,267	0,333	0,400	0,467	0,533	0,600	0,667	0,733	0,800	0,867	0,933	1,000

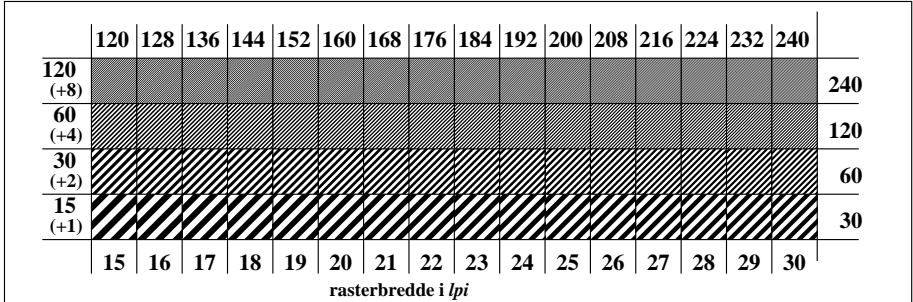
TN730-7, Figur C3W-: Element C: 16 visuelle ekvidistante L^* -gråtrinn; PS operator: rgb/cmy0

prøveplansje TN73; ME16(ISO 9241-306), 3(ISO/IEC 15775) input: rgb/cmyk -> rgb/cmyk
akromatisk prøveplansje N output: ingen endring

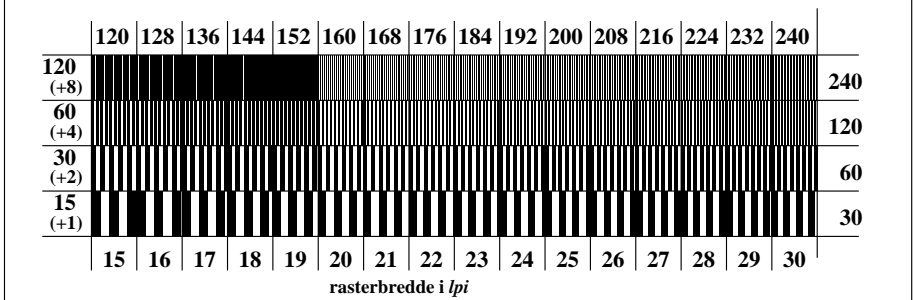
omfelt-trinn Hex-code	0	1	ring-trinn Hex-code	0-1
	7	8		7-8
	E	F		E-F
	2	0		2-0
	8	6		8-6
	F	D		F-D

Landoltringer W-N kode: omfelt-ring

TN731-1, Figur C4W-: Element D: Landoltringer W-N; PS operator: rgb/cmy0



TN731-3, Figur C5W-: Element E: Linjeraster med 45° (eller 135°); PS operator: rgb/cmy0

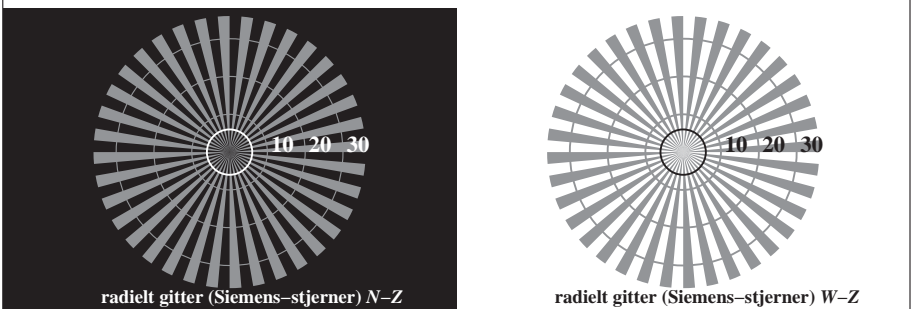



TN731-5, Figur C6W-: Element F: Linjeraster med 90° (eller 0°); PS operator: rgb/cmy0

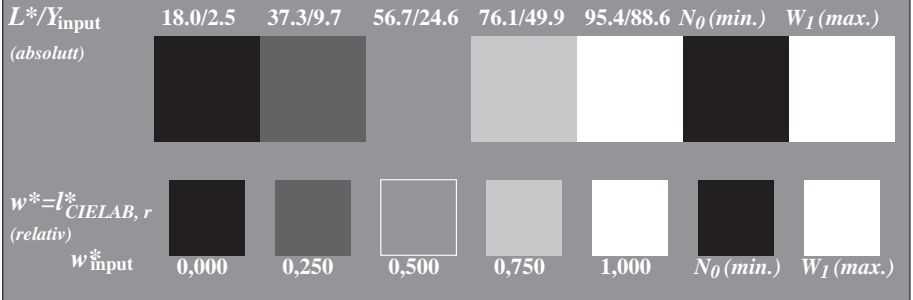
TUB-material: code=rh4ta

se lignende filer: <http://130.149.60.45/~farbmetrik/TN73/TN73.HTM>
teknisk informasjon: <http://www.w.p.s.bam.de> eller <http://130.149.60.45/~farbmetrik>

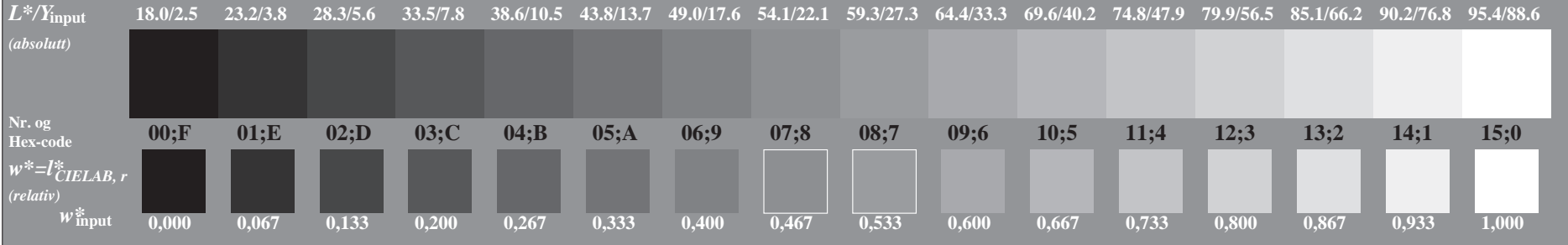
TUB registrering: 20150901-TN73/TN73L0NP.PDF /.PS TUB-material: code=rh4ta
anvendelse for måling av offsettrykk output, separasjon cmykn6 (CMYK)



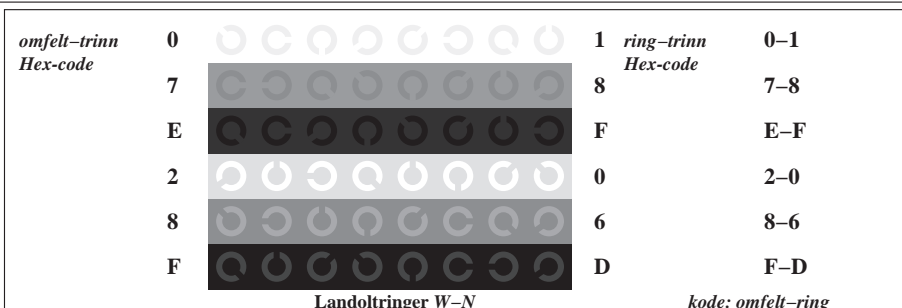
TN730-3, Figur C1We: Element A: Radielt gitter N-W, W-N, N-Z og W-Z; PS operator: rgb/cmy0



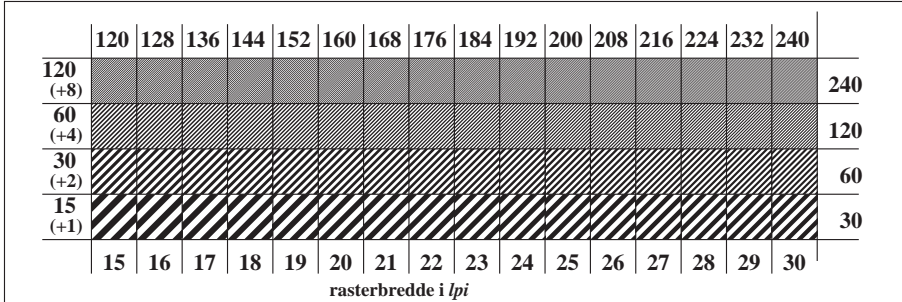
TN730-5, Figur C2We: Element B: 5 visuelle ekvidistante L^* -gråtrinn + N_0 + W_I ; PS operator: rgb/cmy0



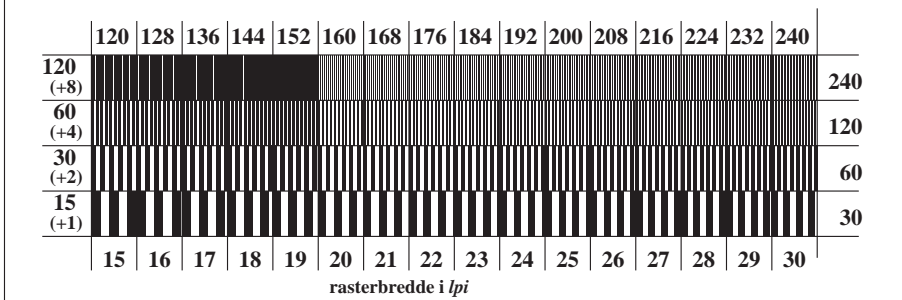
TN730-7, Figur C3We: Element C: 16 visuelle ekvidistante L^* -gråtrinn; PS operator: rgb/cmy0



TN731-1, Figur C4We: Element D: Landoltringer W-N; PS operator: rgb/cmy0



TN731-3, Figur C5We: Element E: Linjeraster med 45° (eller 135°); PS operator: rgb/cmy0



TN731-5, Figur C6We: Element F: Linjeraster med 90° (eller 0°); PS operator: rgb/cmy0

