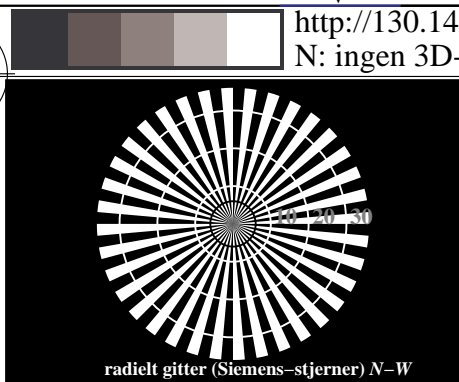


http://130.149.60.45/~farbmetrik/TN70/TN70L0NP.PDF /.PS; start output
N: ingen 3D-linearisering (OL) i fil (F) eller PS-startup (S), side 1/2

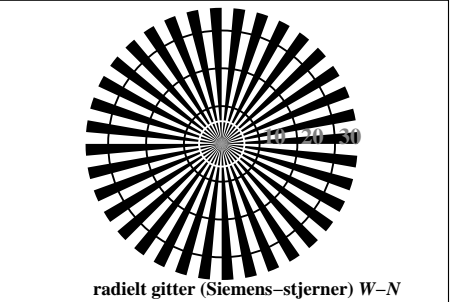
se lignende filer: http://130.149.60.45/~farbmetrik/TN70/TN70.HTM
teknisk informasjon: http://www.ps.bam.de eller http://130.149.60.45/~farbmetrik

TUB registrering: 20150901-TN70/TN70L0NP.PDF /.PS
anvendelse for måling av display output


TUB-material: code=rh4ta



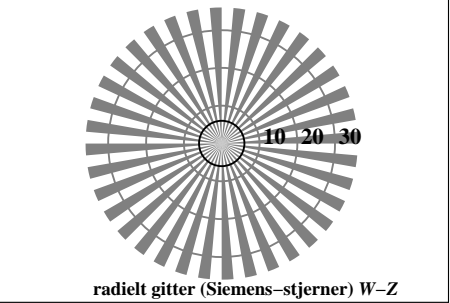
radielt gitter (Siemens-stjerner) N-W



radielt gitter (Siemens-stjerner) W-N



radielt gitter (Siemens-stjerner) N-Z



radielt gitter (Siemens-stjerner) W-Z

TN700-3, Figur C1W-: Element A: Radielt gitter N-W, W-N, N-Z og W-Z; PS operator: rgb/cmy0

L^*/Y_{input} (absolutt)	18.0/2.5	37.3/9.7	56.7/24.6	76.1/49.9	95.4/88.6	N_0 (min.)	W_1 (max.)
$w^* = L^*_{CIELAB, r}$ (relativ)							
w^*_{input}	0,000	0,250	0,500	0,750	1,000	N_0 (min.)	W_1 (max.)

TN700-5, Figur C2W-: Element B: 5 visuelle ekvidistante L^* -gråtrinn + N_0 + W_1 ; PS operator: rgb/cmy0

L^*/Y_{input} (absolutt)	18.0/2.5	23.2/3.8	28.3/5.6	33.5/7.8	38.6/10.5	43.8/13.7	49.0/17.6	54.1/22.1	59.3/27.3	64.4/33.3	69.6/40.2	74.8/47.9	79.9/56.5	85.1/66.2	90.2/76.8	95.4/88.6
Nr. og Hex-code	00;F	01;E	02;D	03;C	04;B	05;A	06;9	07;8	08;7	09;6	10;5	11;4	12;3	13;2	14;1	15;0
$w^* = L^*_{CIELAB, r}$ (relativ)																
w^*_{input}	0,000	0,067	0,133	0,200	0,267	0,333	0,400	0,467	0,533	0,600	0,667	0,733	0,800	0,867	0,933	1,000

TN700-7, Figur C3W-: Element C: 16 visuelle ekvidistante L^* -gråtrinn; PS operator: rgb/cmy0

prøveplansje TN70; ME16(ISO 9241-306), 3(ISO/IEC 15775)	input: rgb/cmyk -> rgb/cmyk
akromatisk prøveplansje N	output: ingen endring

omfelt-trinn Hex-code	0	1	ring-trinn Hex-code	0-1
	7	8		7-8
	E	F		E-F
	2	0		2-0
	8	6		8-6
	F	D		F-D

TN701-1, Figur C4W-: Element D: Landoltringer W-N; PS operator: rgb/cmy0

	120	128	136	144	152	160	168	176	184	192	200	208	216	224	232	240	
120 (+8)																	240
60 (+4)																	120
30 (+2)																	60
15 (+1)																	30
	15	16	17	18	19	20	21	22	23	24	25	26	27	28	29	30	

TN701-3, Figur C5W-: Element E: Linjeraster med 45° (eller 135°); PS operator: rgb/cmy0

	120	128	136	144	152	160	168	176	184	192	200	208	216	224	232	240	
120 (+8)																	240
60 (+4)																	120
30 (+2)																	60
15 (+1)																	30
	15	16	17	18	19	20	21	22	23	24	25	26	27	28	29	30	

TN701-5, Figur C6W-: Element F: Linjeraster med 90° (eller 0°); PS operator: rgb/cmy0