http://farbe.li.tu-berlin.de/TI76/TI76L0NP.PDF /.PS; inizio dell'output
N: nessuna linearizzazione 3D (OL) nel file (F) o PS-startup (S), pagine 1/2

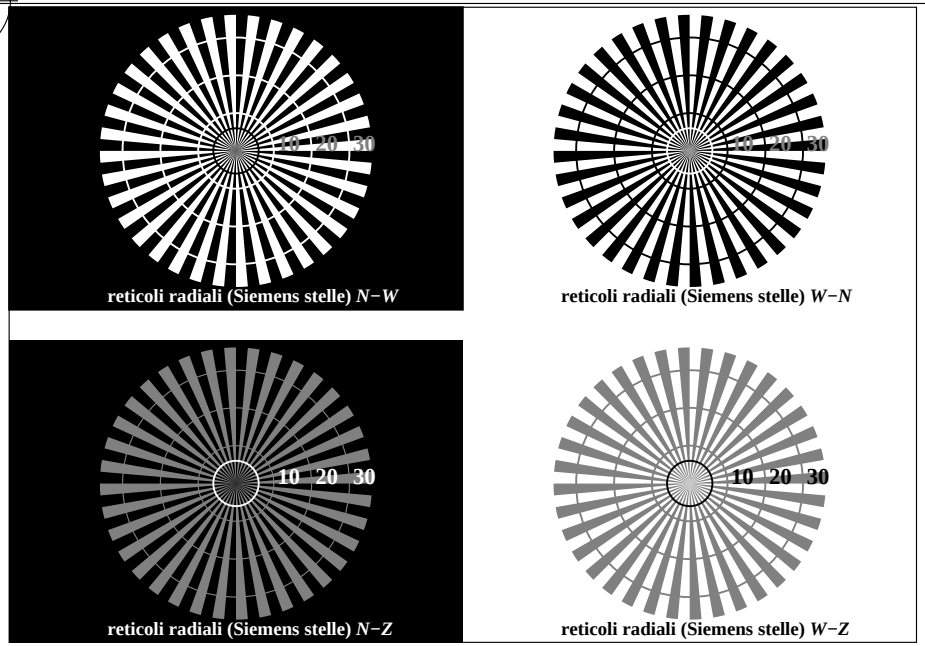

TI760−3, Fig. C1W−: Elemento A: reticoli radiali *N−W*, *W−N*, *N−Z* i *W−Z*; *PS* operator: *rgb/cmy0*

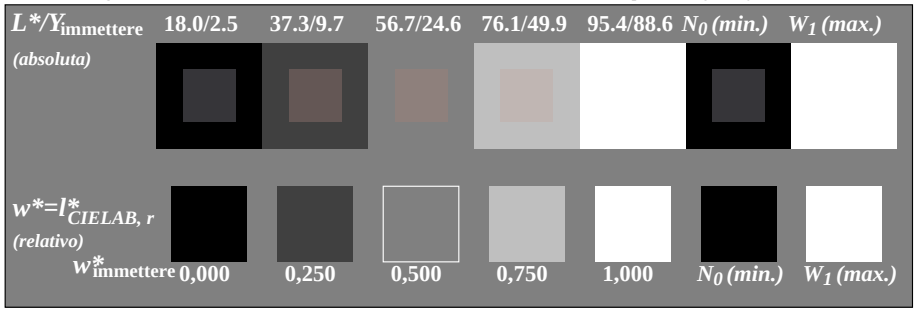

TI760−5, Fig. C2W−: Elemento B: 5 equidistante *L** grigio passi + *N0* + *W1*; *PS* operator: *rgb/cmy0*

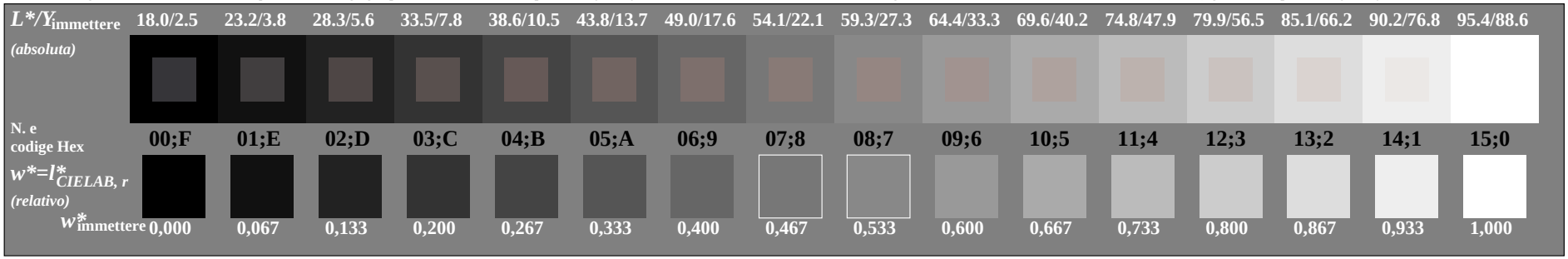

TI760−7, Fig. C3W−: Elemento C: 16 equidistante *L** grigio passi; *PS* operator: *rgb/cmy0*

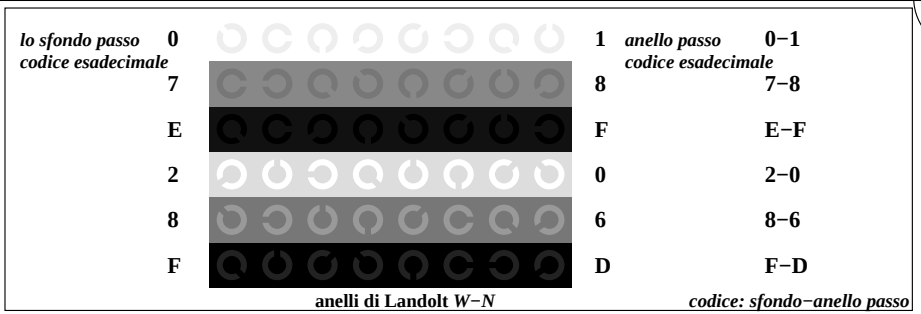

TI761−1, Fig. C4W−: Elemento D: anelli di Landolt *W-N*; *PS* operator: *rgb/cmy0*

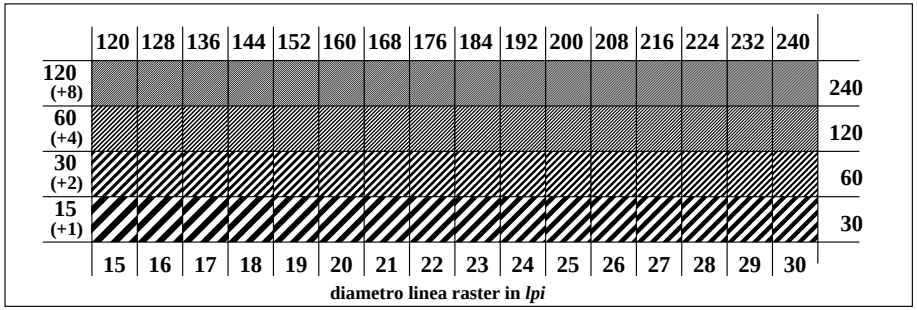

TI761−3, Fig. C5W−: Elemento E: Linea raster a 45° (o 135°) gradi; *PS* operator: *rgb/cmy0*

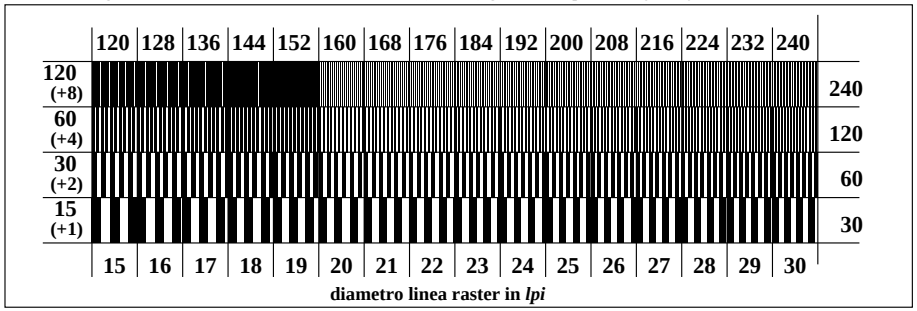

TI761−5, Fig. C6W−: Elemento F: Linea raster a 90° (o 180°) gradi; *PS* operator: *rgb/cmy0*

vedi file simili: http://farbe.li.tu-berlin.de/TI76/TI76.HTM
informazioni tecniche: http://www.ps.bam.de o http://130.149.60.45/~farbmetrik

iscrizione TUB: 20160501-TI76/TI76L0NP.PDF /.PS
Applicatione per la misura dell'output output nella stampa di offset
TUB materiale: code=rha4ta

Grafico TUB-TI76; ME16(ISO 9241−306) & 3(ISO/IEC 15775)
Tavola dei colori acromatici *N*

Input: *rgb/cmyk −> rgb/cmyk*
Output: nessun cambiamento