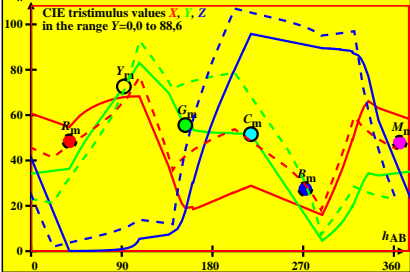
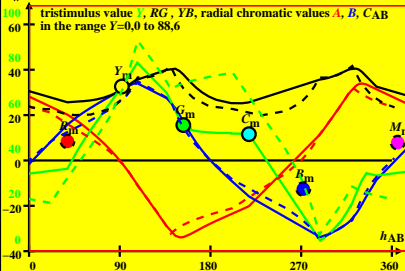


CIE data of *Ostwald* colours of maximum chromatic value
 $Y_w=88,6$, $Y_m=520_770$, $B_m=380_520$, and D65-*sRGB* data



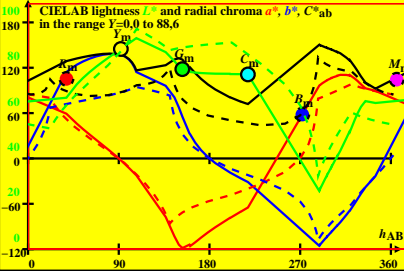
CIE data of *Ostwald* colours of maximum chromatic value
 $Y_w=88,6$, $Y_m=520_770$, $B_m=380_520$, and D65-*sRGB* data



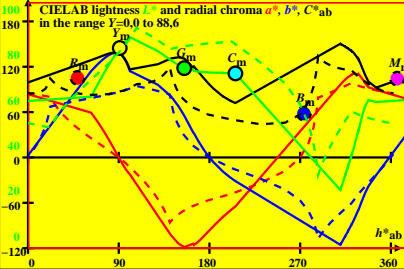
4-000030-L0

TI061-3A_1

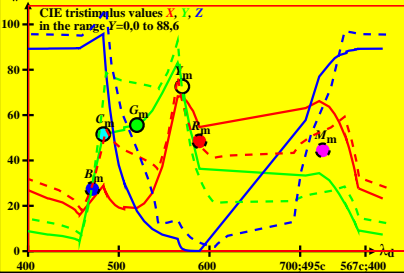
CIE data of *Ostwald* colours of maximum chromatic value
 $Y_w=88,6$, $Y_m=520_770$, $B_m=380_520$, and D65-*sRGB* data



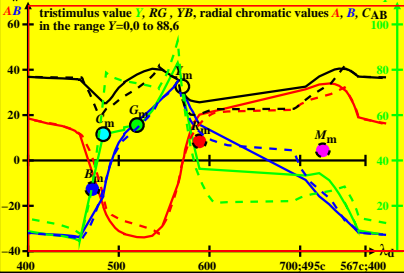
CIE data of *Ostwald* colours of maximum chromatic value
 $Y_w=88,6$, $Y_m=520_770$, $B_m=380_520$, and D65-*sRGB* data



CIE data of *Ostwald* colours of maximum chromatic value
 $Y_w=88,6$, $Y_m=520_770$, $B_m=380_520$, and D65-*sRGB* data

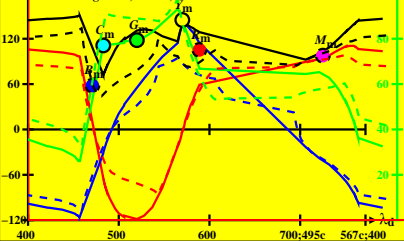


CIE data of *Ostwald* colours of maximum chromatic value
 $Y_w=88,6$, $Y_m=520_770$, $B_m=380_520$, and D65-*sRGB* data

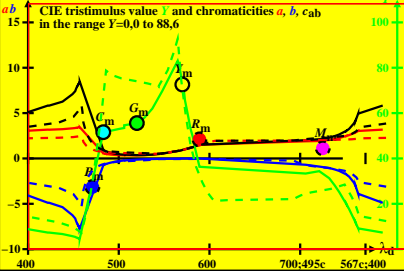


CIE data of *Ostwald* colours of maximum chromatic value
 $Y_w=88,6$, $Y_m=520_770$, $B_m=380_520$, and D65-*sRGB* data

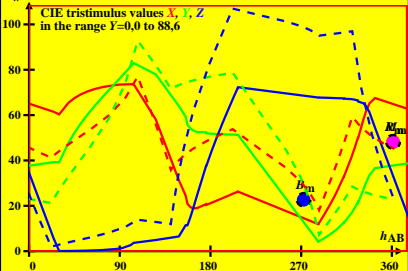
a^*b^* CIELAB lightness L^* and radial chroma a^* , b^* , C^*_{ab}
 in the range $Y=0,0$ to $88,6$



CIE data of *Ostwald* colours of maximum chromatic value
 $Y_w=88,6$, $Y_m=520_770$, $B_m=380_520$, and D65-*sRGB* data



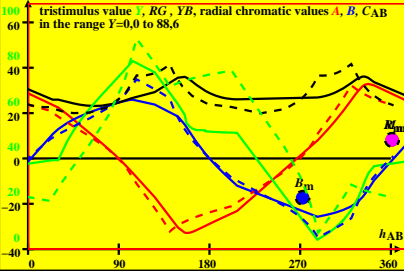
CIE data of *Ostwald* colours of maximum chromatic value
 $Y_w=88,6$, $Y_m=520,770$, $B_m=380,520$, and D50-*sRGB* data



4-000030-L0

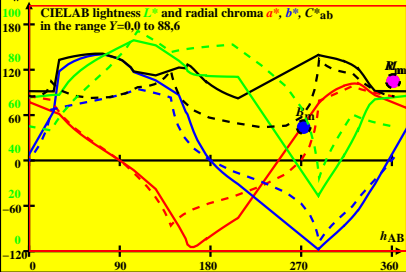
TI061-3A_1

CIE data of *Ostwald* colours of maximum chromatic value
 $Y_w=88,6$, $Y_m=520_770$, $B_m=380_520$, and D50-*sRGB* data



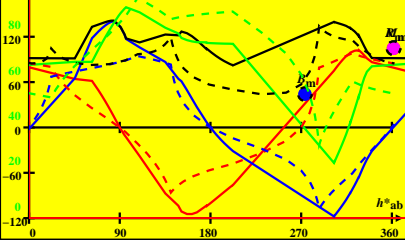
CIE data of *Ostwald* colours of maximum chromatic value
 $Y_w=88,6$, $Y_m=520_770$, $B_m=380_520$, and D50-*sRGB* data

CIELAB lightness L^* and radial chroma a^* , b^* , C^*_{ab}
 in the range $Y=0,0$ to $88,6$

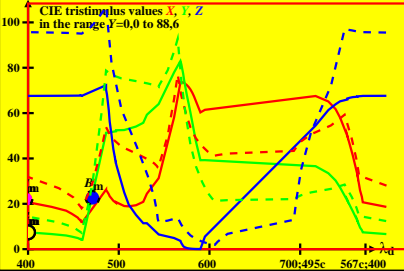


CIE data of *Ostwald* colours of maximum chromatic value
 $Y_w=88,6$, $Y_m=520_770$, $B_m=380_520$, and D50-*sRGB* data

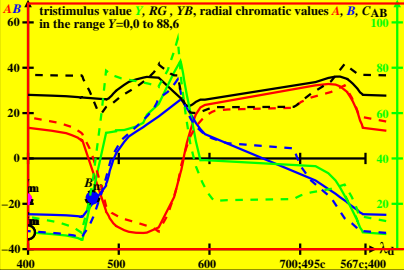
CIELAB lightness L^* and radial chroma a^* , b^* , C^*_{ab}
 in the range $Y=0,0$ to $88,6$



CIE data of *Ostwald* colours of maximum chromatic value
 $Y_w=88,6$, $Y_m=520_770$, $B_m=380_520$, and D50-*sRGB* data

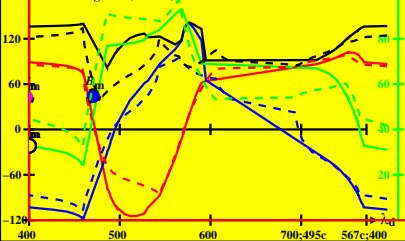


CIE data of *Ostwald* colours of maximum chromatic value
 $Y_w=88,6$, $Y_m=520,770$, $B_m=380,520$, and D50-*sRGB* data



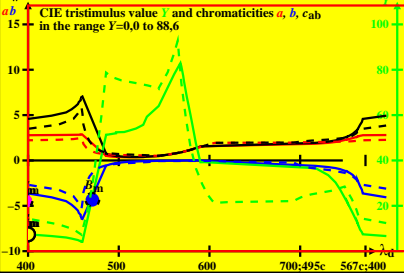
CIE data of *Ostwald* colours of maximum chromatic value
 $Y_w=88,6$, $Y_m=520_770$, $B_m=380_520$, and D50-*sRGB* data

a^*b^* CIELAB lightness L^* and radial chroma a^* , b^* , C^*_{ab}
 in the range $Y=0,0$ to $88,6$

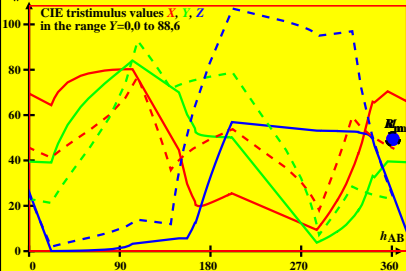


CIE data of *Ostwald* colours of maximum chromatic value
 $Y_w=88,6$, $Y_m=520_770$, $B_m=380_520$, and D50-*sRGB* data

ab CIE tristimulus value Y and chromaticities a , b , c_{ab}
 in the range $Y=0,0$ to $88,6$



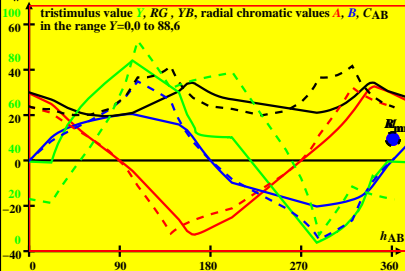
CIE data of *Ostwald* colours of maximum chromatic value
 $Y_w=88,6$, $Y_m=520_770$, $B_m=380_520$, and P40-*sRGB* data



4-000030-L0

TI061-3A_1

CIE data of *Ostwald* colours of maximum chromatic value
 $Y_w=88,6$, $Y_m=520_770$, $B_m=380_520$, and P40-*sRGB* data

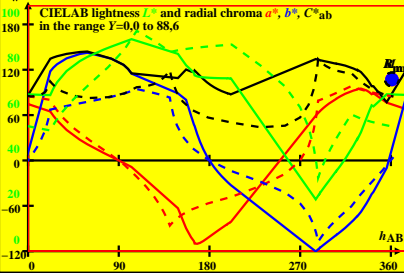


4-000030-L0

TI061-3A_1

CIE data of *Ostwald* colours of maximum chromatic value
 $Y_w=88,6$, $Y_m=520,770$, $B_m=380,520$, and P40-*sRGB* data

CIELAB lightness L^* and radial chroma a^* , b^* , C^*_{ab}
in the range $Y=0,0$ to $88,6$

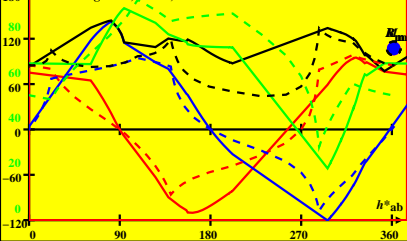


4-000030-L0

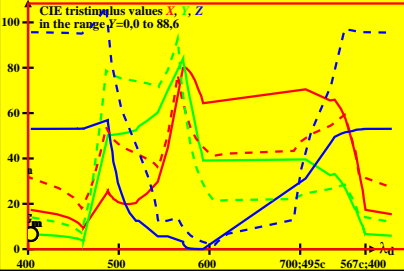
TI061-3A_1

CIE data of *Ostwald* colours of maximum chromatic value
 $Y_w=88,6$, $Y_m=520,770$, $B_m=380,520$, and P40-*sRGB* data

CIELAB lightness L^* and radial chroma a^* , b^* , C^*_{ab}
 in the range $Y=0,0$ to $88,6$



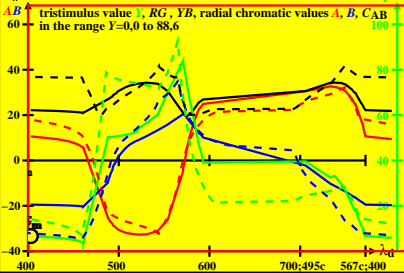
CIE data of *Ostwald* colours of maximum chromatic value
 $Y_w=88,6$, $Y_m=520_770$, $B_m=380_520$, and P40-*sRGB* data



4-000030-L0

TI061-3A_1

CIE data of *Ostwald* colours of maximum chromatic value
 $Y_w=88,6$, $Y_m=520_770$, $B_m=380_520$, and P40-*sRGB* data

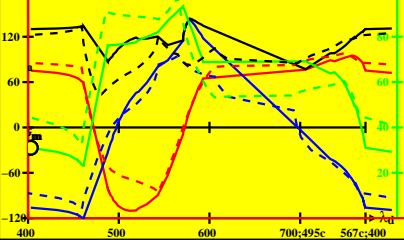


4-000030-L0

TI061-3A_1

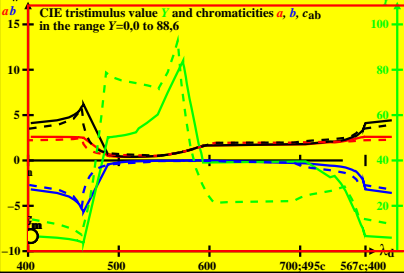
CIE data of *Ostwald* colours of maximum chromatic value
 $Y_w=88,6$, $Y_m=520_770$, $B_m=380_520$, and P40-*sRGB* data

a^*b^* CIELAB lightness L^* and radial chroma a^* , b^* , C^*_{ab}
 in the range $Y=0,0$ to $88,6$

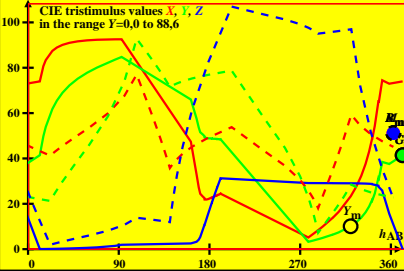


CIE data of *Ostwald* colours of maximum chromatic value
 $Y_w=88,6$, $Y_m=520_770$, $B_m=380_520$, and P40-*sRGB* data

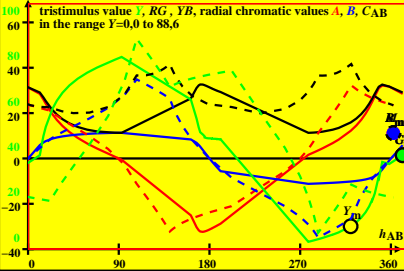
ab CIE tristimulus value Y and chromaticities a , b , c_{ab}
 in the range $Y=0,0$ to $88,6$



CIE data of *Ostwald* colours of maximum chromatic value
 $Y_w=88,6$, $Y_m=520_770$, $B_m=380_520$, and A00-*sRGB* data

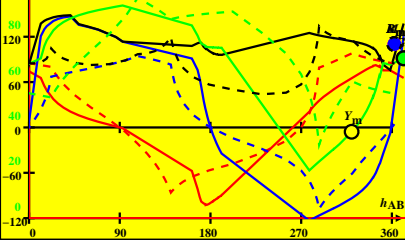


CIE data of *Ostwald* colours of maximum chromatic value
 $Y_w=88,6$, $Y_m=520_770$, $B_m=380_520$, and A00-*sRGB* data

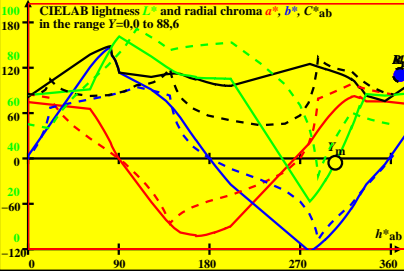


CIE data of *Ostwald* colours of maximum chromatic value
 $Y_w=88,6$, $Y_m=520_770$, $B_m=380_520$, and A00-*sRGB* data

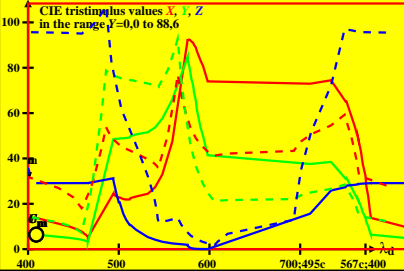
CIELAB lightness L^* and radial chroma a^* , b^* , C^*_{ab}
 in the range $Y=0,0$ to $88,6$



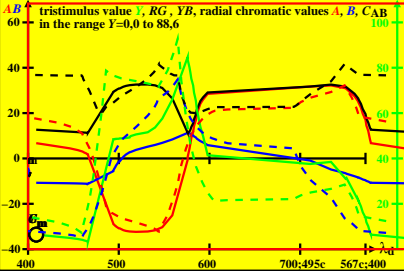
CIE data of *Ostwald* colours of maximum chromatic value
 $Y_w=88,6$, $Y_m=520_770$, $B_m=380_520$, and A00-*sRGB* data



CIE data of *Ostwald* colours of maximum chromatic value
 $Y_w=88,6$, $Y_m=520_770$, $B_m=380_520$, and A00-*sRGB* data

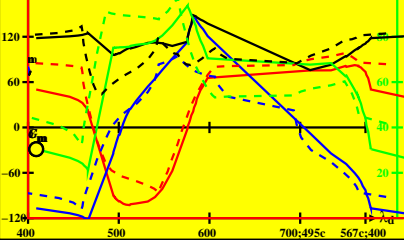


CIE data of *Ostwald* colours of maximum chromatic value
 $Y_w=88,6$, $Y_m=520_770$, $B_m=380_520$, and A00-*sRGB* data



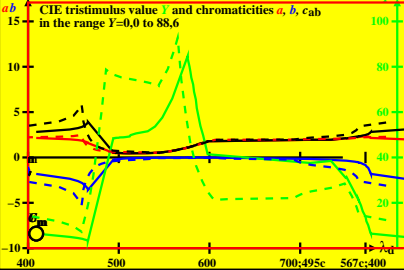
CIE data of *Ostwald* colours of maximum chromatic value
 $Y_w=88,6$, $Y_m=520_770$, $B_m=380_520$, and A00-*sRGB* data

a^*b^* CIELAB lightness L^* and radial chroma a^* , b^* , C^*_{ab}
 in the range $Y=0,0$ to $88,6$

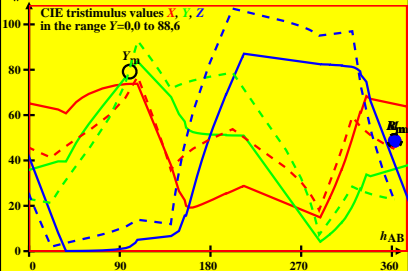


CIE data of *Ostwald* colours of maximum chromatic value
 $Y_w=88,6$, $Y_m=520_770$, $B_m=380_520$, and A00-*sRGB* data

ab CIE tristimulus value Y and chromaticities a , b , c_{ab}
 in the range $Y=0,0$ to $88,6$



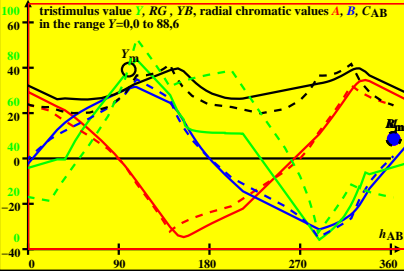
CIE data of *Ostwald* colours of maximum chromatic value
 $Y_w=88,6$, $Y_m=520_770$, $B_m=380_520$, and E00-*sRGB* data



4-000030-L0

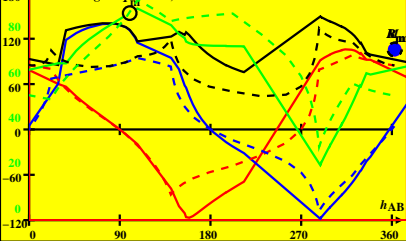
TI061-3A_1

CIE data of *Ostwald* colours of maximum chromatic value
 $Y_w=88,6$, $Y_m=520_770$, $B_m=380_520$, and E00-*sRGB* data



CIE data of *Ostwald* colours of maximum chromatic value
 $Y_w=88,6$, $Y_m=520_770$, $B_m=380_520$, and E00-*sRGB* data

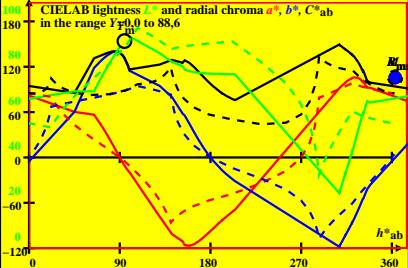
CIELAB lightness L^* and radial chroma a^* , b^* , C^*_{ab}
 in the range $Y=0,0$ to $88,6$



4-000030-L0

Tl061-3A_1

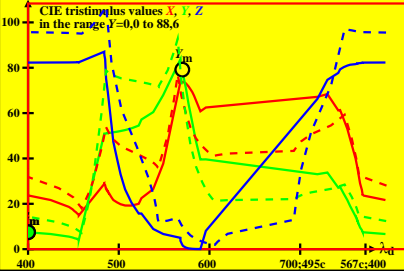
CIE data of *Ostwald* colours of maximum chromatic value
 $Y_w=88,6$, $Y_m=520_770$, $B_m=380_520$, and E00-*sRGB* data



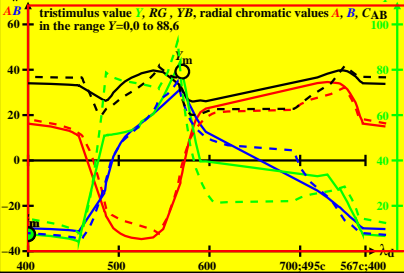
4-000030-L0

TI061-3A_1

CIE data of *Ostwald* colours of maximum chromatic value
 $Y_w=88,6$, $Y_m=520_770$, $B_m=380_520$, and E00-*sRGB* data



CIE data of *Ostwald* colours of maximum chromatic value
 $Y_w=88,6$, $Y_m=520_770$, $B_m=380_520$, and E00-*sRGB* data

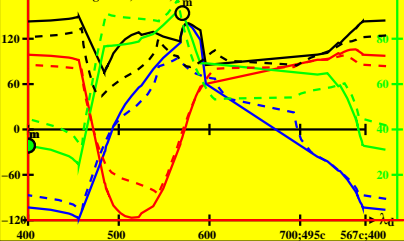


4-000030-L0

TI061-3A_1

CIE data of *Ostwald* colours of maximum chromatic value
 $Y_w=88,6$, $Y_m=520_770$, $B_m=380_520$, and E00-*sRGB* data

a^*b^* CIELAB lightness L^* and radial chroma a^* , b^* , C^*_{ab}
 in the range $Y=0,0$ to $88,6$

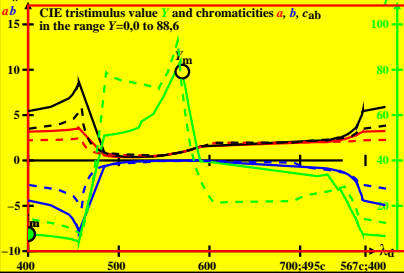


4-000030-L0

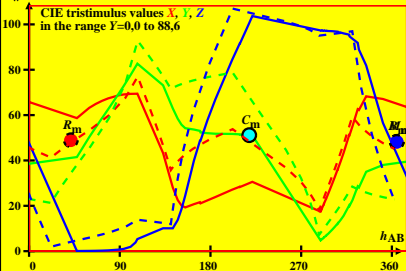
TI061-3A_1

CIE data of *Ostwald* colours of maximum chromatic value
 $Y_w=88,6$, $Y_m=520_770$, $B_m=380_520$, and E00-*sRGB* data

ab CIE tristimulus value Y and chromaticities a , b , c_{ab}
 in the range $Y=0,0$ to $88,6$



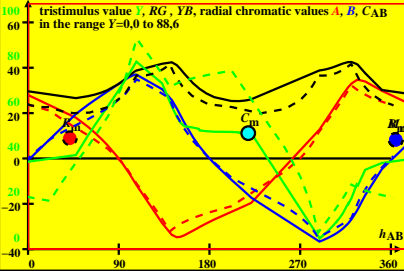
CIE data of *Ostwald* colours of maximum chromatic value
 $Y_w=88,6$, $Y_m=520_770$, $B_m=380_520$, and C00-*sRGB* data



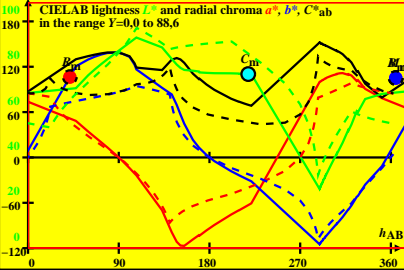
4-000030-L0

TI061-3A_1

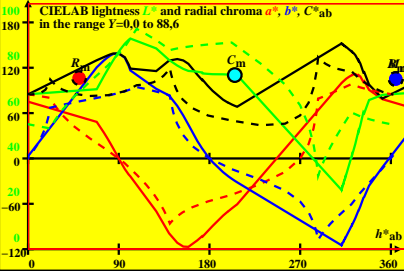
CIE data of *Ostwald* colours of maximum chromatic value
 $Y_w=88,6$, $Y_m=520_770$, $B_m=380_520$, and C00-*sRGB* data



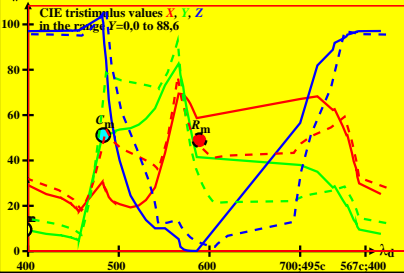
CIE data of *Ostwald* colours of maximum chromatic value
 $Y_w=88,6$, $Y_m=520_770$, $B_m=380_520$, and C00-*sRGB* data



CIE data of *Ostwald* colours of maximum chromatic value
 $Y_w=88,6$, $Y_m=520_770$, $B_m=380_520$, and C00-*sRGB* data



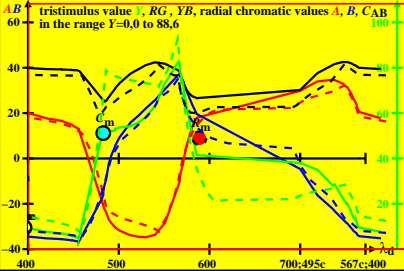
CIE data of *Ostwald* colours of maximum chromatic value
 $Y_w=88,6$, $Y_m=520_770$, $B_m=380_520$, and C00-*sRGB* data



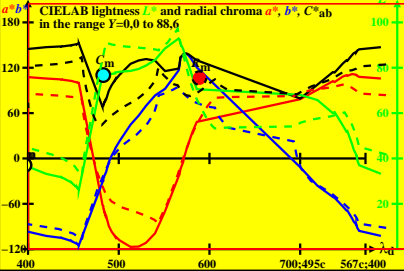
4-000030-L0

TI061-3A_1

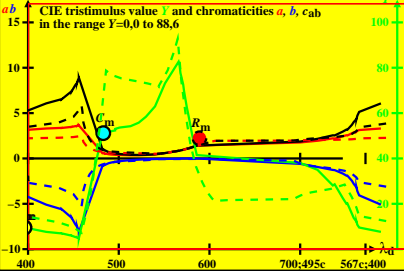
CIE data of *Ostwald* colours of maximum chromatic value
 $Y_w=88,6$, $Y_m=520_770$, $B_m=380_520$, and C00-*sRGB* data



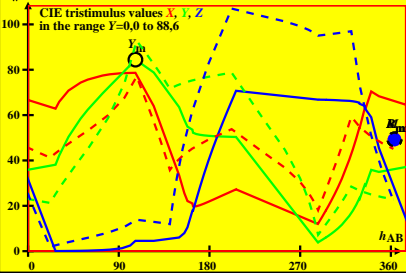
CIE data of *Ostwald* colours of maximum chromatic value
 $Y_w=88,6$, $Y_m=520_770$, $B_m=380_520$, and C00-*sRGB* data



CIE data of *Ostwald* colours of maximum chromatic value
 $Y_w=88,6$, $Y_m=520_770$, $B_m=380_520$, and C00-*sRGB* data



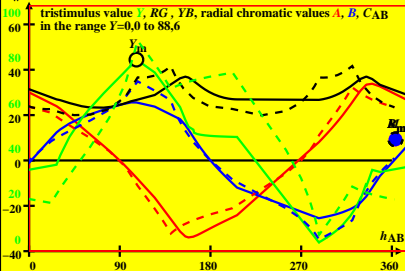
CIE data of *Ostwald* colours of maximum chromatic value
 $Y_w=88,6$, $Y_m=520_770$, $B_m=380_520$, and P00-*sRGB* data



4-000030-L0

TI061-3A_1

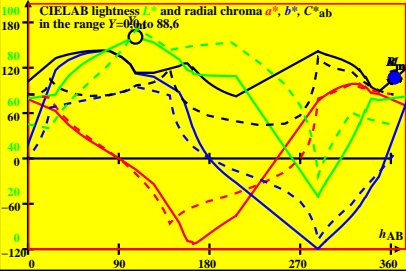
CIE data of *Ostwald* colours of maximum chromatic value
 $Y_w=88,6$, $Y_m=520_770$, $B_m=380_520$, and P00-*sRGB* data



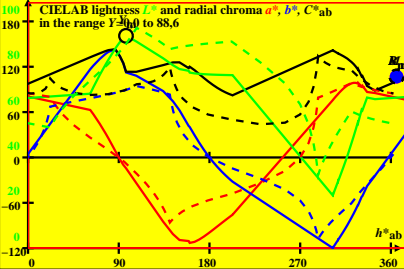
4-000030-L0

TI061-3A_1

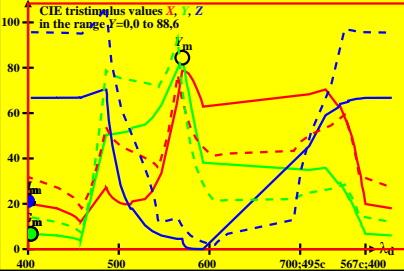
CIE data of *Ostwald* colours of maximum chromatic value
 $Y_w=88,6$, $Y_m=520,770$, $B_m=380,520$, and P00-*sRGB* data



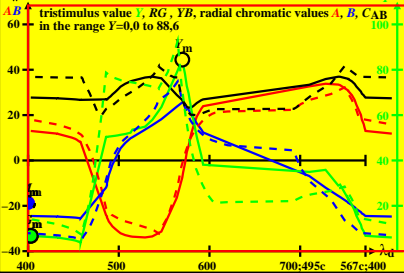
CIE data of *Ostwald* colours of maximum chromatic value
 $Y_w=88,6$, $Y_m=520,770$, $B_m=380,520$, and P00-*sRGB* data



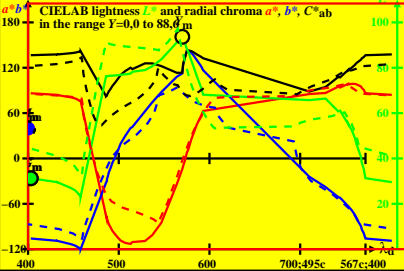
CIE data of *Ostwald* colours of maximum chromatic value
 $Y_w=88,6$, $Y_m=520_770$, $B_m=380_520$, and P00-*sRGB* data



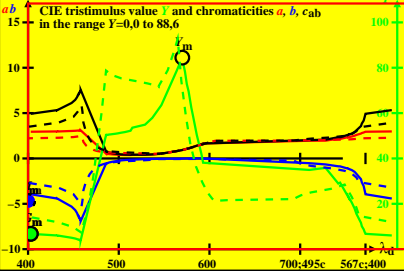
CIE data of *Ostwald* colours of maximum chromatic value
 $Y_w=88,6$, $Y_m=520_770$, $B_m=380_520$, and P00-*sRGB* data



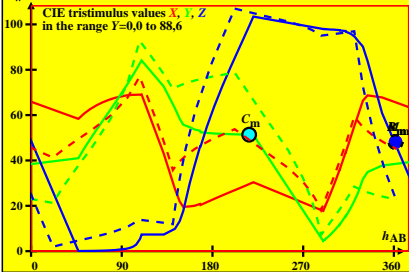
CIE data of *Ostwald* colours of maximum chromatic value
 $Y_w=88,6$, $Y_m=520,770$, $B_m=380,520$, and P00-*sRGB* data



CIE data of *Ostwald* colours of maximum chromatic value
 $Y_w=88,6$, $Y_m=520\text{-}770$, $B_m=380\text{-}520$, and P00-*sRGB* data



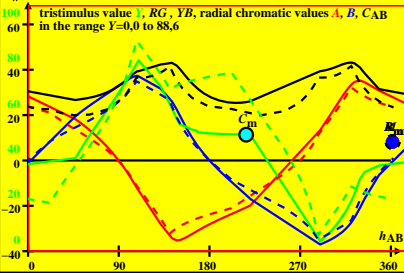
CIE data of *Ostwald* colours of maximum chromatic value
 $Y_w=88,6$, $Y_m=520_770$, $B_m=380_520$, and Q00-*sRGB* data



4-000030-L0

TI061-3A_1

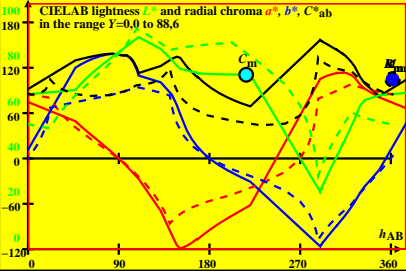
CIE data of *Ostwald* colours of maximum chromatic value
 $Y_w=88,6$, $Y_m=520_770$, $B_m=380_520$, and Q00-*sRGB* data



4-000030-L0

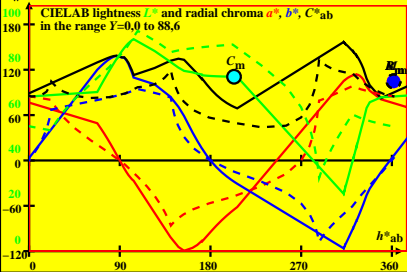
TI061-3A_1

CIE data of *Ostwald* colours of maximum chromatic value
 $Y_w=88,6$, $Y_m=520,770$, $B_m=380,520$, and Q00-*sRGB* data

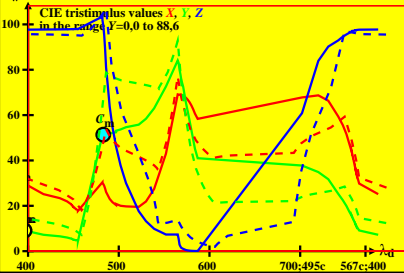


CIE data of *Ostwald* colours of maximum chromatic value
 $Y_w=88,6$, $Y_m=520_770$, $B_m=380_520$, and Q00-*sRGB* data

CIELAB lightness L^* and radial chroma a^* , b^* , C^*_{ab}
 in the range $Y=0,0$ to $88,6$



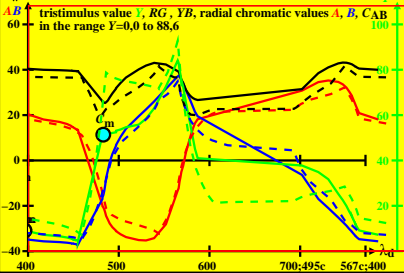
CIE data of *Ostwald* colours of maximum chromatic value
 $Y_w=88,6$, $Y_m=520_770$, $B_m=380_520$, and Q00-*sRGB* data



4-000030-L0

TI061-3A_1

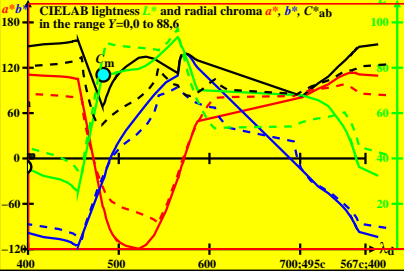
CIE data of *Ostwald* colours of maximum chromatic value
 $Y_w=88,6$, $Y_m=520,770$, $B_m=380,520$, and Q00-*sRGB* data



4-000030-L0

TI061-3A_1

CIE data of *Ostwald* colours of maximum chromatic value
 $Y_w=88,6$, $Y_m=520_770$, $B_m=380_520$, and Q00-*sRGB* data



4-000030-L0

TI061-3A_1

CIE data of *Ostwald* colours of maximum chromatic value
 $Y_w=88,6$, $Y_m=520_770$, $B_m=380_520$, and Q00-*sRGB* data

ab CIE tristimulus value Y and chromaticities a , b , c_{ab}
 in the range $Y=0,0$ to $88,6$

