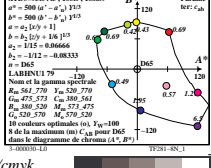

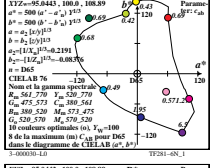
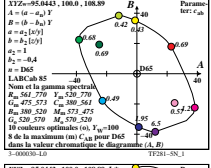
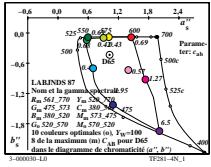
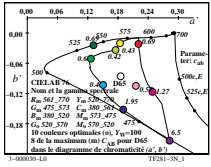
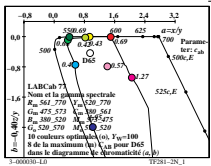
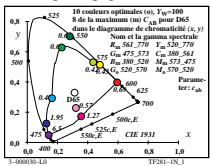


Ostwald couleurs optimales (o) de la maximum (m) C_{AB} pour D65, Y_w=100, Y_m=520, 770

i	λ _i	λ ₂	λ ₁₀	Y ₁₀₀	Z ₁₀₀	x	y	z	R _{xy}	λ _d	λ _c	λ _e	Code
0	405	32	561	32.57	58.2	108.12	0.1637	0.2926	0.5436	193.7	16	483	37 589 Cm
6	435	32	562	29.09	58.79	88.73	0.1647	0.3328	0.5023	178.4	17	486	42 610
10	450	32	563	22.93	59.41	52.37	0.1702	0.441	0.3887	141.8	19	496	-1 496c
12	460	33	565	20.88	60.32	34.02	0.1812	0.5234	0.2952	124.0	21	505	-1 505c
12	465	33	567	21.95	61.66	34.03	0.1866	0.5241	0.2892	122.8	21	506	-1 506c
14	470	33	569	21.47	62.72	19.98	0.206	0.602	0.1918	111.3	24	520	-1 520c
15	475	34	573	23.76	65.29	14.91	0.2285	0.6279	0.1434	105.6	25	528	-1 528c
16	480	36	580	29.00	69.95	11.05	0.2636	0.6358	0.1005	99.0	27	537	-1 537c
17	485	39	595	42.11	78.75	8.23	0.3261	0.6099	0.0638	87.2	29	548	-1 548c
18	490	-1	490c	77.09	93.8	6.13	0.4354	0.5298	0.0346	58.5	33	565	11 459 max
19	495	-1	495c	77.04	92.3	4.52	0.4431	0.5308	0.026	57.1	33	566	12 462
20	500	-1	500c	77.02	90.42	3.27	0.4511	0.5296	0.0191	55.3	33	567	12 464
22	510	-1	510c	76.89	85.27	1.63	0.4694	0.5205	0.01	47.7	33	569	13 469
23	520	-1	519c	76.66	81.98	1.16	0.4797	0.513	0.0072	44.7	34	570	14 471 Ym
25	530	-1	529c	75.53	74.04	0.57	0.503	0.4931	0.0038	40.4	34	573	15 475
27	540	-1	539c	73.26	64.9	0.26	0.5292	0.4688	0.0019	32.8	35	577	15 478
28	545	-1	544c	71.66	60.13	0.18	0.5429	0.4556	0.0014	28.7	35	579	15 479
29	550	-1	549c	69.7	55.26	0.13	0.5571	0.4417	0.001	24.7	36	582	16 480
30	555	-1	554c	67.4	50.4	0.09	0.5716	0.4274	0.0008	20.8	36	584	16 481
32	560	-1	560c	61.78	41.0	0.05	0.6007	0.3987	0.0005	13.6	37	589	16 483
32	561	0	405	62.46	41.79	0.76	0.5948	0.3979	0.0072	13.7	37	589	16 483 Rm
32	562	6	435	65.95	41.2	20.15	0.518	0.3236	0.1583	358.4	42	610	17 486
32	563	10	450	72.11	40.58	56.51	0.4261	0.2398	0.3339	321.8	-1	496	19 496
33	565	12	460	74.16	39.67	74.86	0.393	0.2102	0.3967	304.0	-1	505	21 505
33	567	12	465	73.08	38.33	74.86	0.3923	0.2057	0.4018	302.9	-1	506	21 506
33	569	14	470	73.57	37.27	88.9	0.3683	0.1865	0.445	291.3	-1	520	24 520
34	573	15	475	71.27	34.7	93.97	0.3564	0.1735	0.4699	285.7	-1	528	25 528 Mm
36	580	16	480	66.03	30.04	97.83	0.3405	0.1549	0.5045	279.1	-1	537c	27 537
39	595	17	485	52.92	21.24	100.65	0.3027	0.1215	0.5757	267.2	-1	548c	29 548
-1	490c	18	490	17.95	6.19	102.75	0.1414	0.0487	0.8097	238.5	11	459	33 565 min
-1	495c	19	495	18.0	7.69	104.36	0.1384	0.0591	0.8024	237.1	12	462	33 566
-1	500c	20	500	18.02	9.57	105.61	0.1352	0.0719	0.7928	235.4	12	464	33 567
-1	510c	22	510	18.14	14.72	107.25	0.1295	0.105	0.7654	230.7	13	469	33 569
-1	519c	23	520	18.37	18.01	107.72	0.1275	0.1249	0.7475	227.7	14	471	34 570 Bm
-1	529c	25	530	19.5	25.95	108.31	0.1268	0.1687	0.7043	220.7	15	475	34 573
-1	539c	27	540	21.77	35.09	108.62	0.1315	0.212	0.6563	212.8	15	478	35 577
-1	544c	28	545	23.38	39.86	108.7	0.1359	0.2318	0.6321	208.5	15	479	35 579
-1	549c	29	550	25.33	44.73	108.76	0.1416	0.2501	0.6081	204.7	16	480	36 582
-1	554c	30	555	27.63	49.59	108.79	0.1485	0.2665	0.5848	200.8	16	481	36 584
-1	560c	32	560	33.26	58.99	108.83	0.1654	0.2933	0.5412	193.6	16	483	37 589
380	770	95.04	100.0	108.89	0.3127	0.329	0.3582	0.0					

voir des fichiers similaires: http://130.149.60.45/~farbmetric/TF28/TF28LONI.TXT /PS
 informations techniques: http://www.ps.bam.de ou http://130.149.60.45/~farbmetric



TUB-test graphique TF28; maximum C_{AB}, Y_m=520, 770
 XYZ, xyz, h data, D65, Y_w=100, Paramètre: c_{ab}

entrée: w/rgb/cmyk -> w/rgb/cmyk
 sortie: aucun changement

TUB enregistré: 20130201-TF28/TF28LONI.TXT /PS
 application pour la mesure de sortie sur écran
 TUB matériel: code=thata