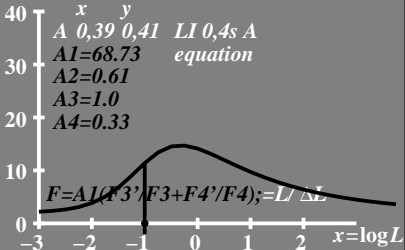


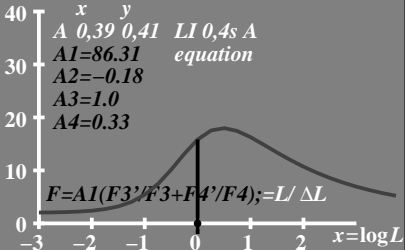
$L/\Delta L$  luminance contrast sensitivity threshold

•  $L_g=0,1\text{cd/m}^2$



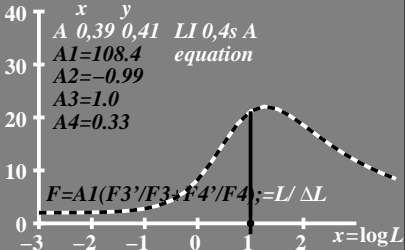
$L/\Delta L$  luminance contrast sensitivity threshold

•  $L_g = 1 \text{ cd/m}^2$



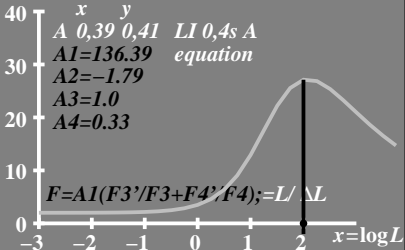
$L/\Delta L$  luminance contrast sensitivity threshold

•  $L_g=10\text{cd/m}^2$



$L/\Delta L$  luminance contrast  
sensitivity threshold

•  $L_g = 100 \text{ cd/m}^2$



$L/\Delta L$  luminance contrast  
sensitivity threshold

•  $L_g = 1000 \text{ cd/m}^2$

