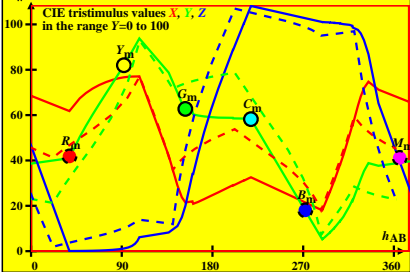


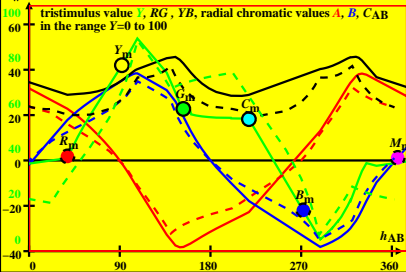
**CIE data of *Ostwald* colours of maximum chromatic value**  
 $Y_w=100$ ,  $Y_m=520\text{--}770$ ,  $B_m=380\text{--}520$ , and D65-*sRGB* data



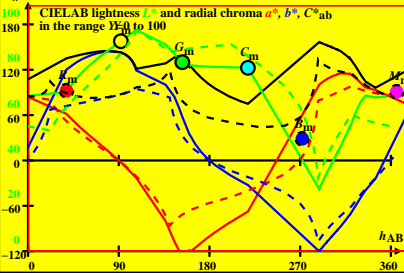
1-000030-L0

TE060-5A\_1

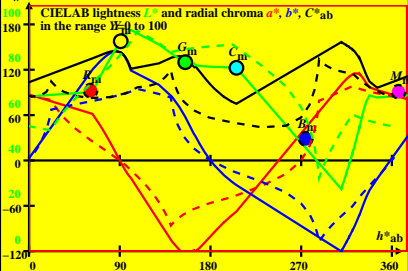
CIE data of *Ostwald* colours of maximum chromatic value  
 $Y_w=100$ ,  $Y_m=520\_770$ ,  $B_m=380\_520$ , and D65-*sRGB* data



CIE data of *Ostwald* colours of maximum chromatic value  
 $Y_w=100$ ,  $Y_m=520\_770$ ,  $B_m=380\_520$ , and D65-*sRGB* data



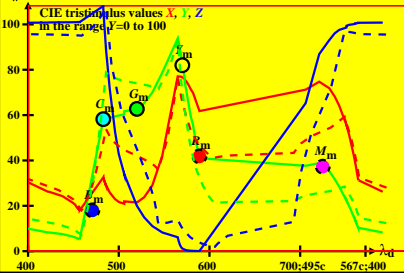
CIE data of *Ostwald* colours of maximum chromatic value  
 $Y_w=100$ ,  $Y_m=520\_770$ ,  $B_m=380\_520$ , and D65-*sRGB* data



1-000030-L0

TE060-5A\_1

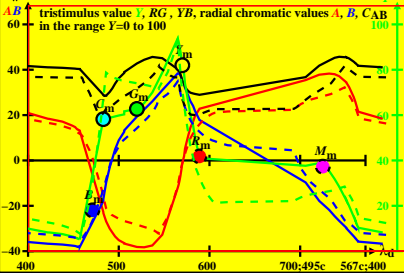
CIE data of *Ostwald* colours of maximum chromatic value  
 $Y_w=100$ ,  $Y_m=520\text{-}770$ ,  $B_m=380\text{-}520$ , and D65-*sRGB* data



1-000030-L0

TE060-5A\_1

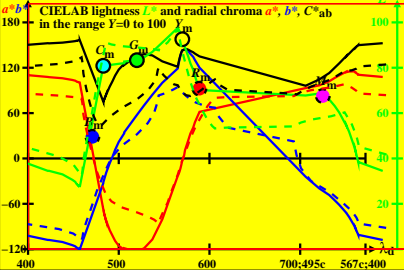
CIE data of *Ostwald* colours of maximum chromatic value  
 $Y_w=100$ ,  $Y_m=520\_770$ ,  $B_m=380\_520$ , and D65-*sRGB* data



1-000030-L0

TE060-5A\_1

CIE data of *Ostwald* colours of maximum chromatic value  
 $Y_w=100$ ,  $Y_m=520\text{-}770$ ,  $B_m=380\text{-}520$ , and D65-*sRGB* data

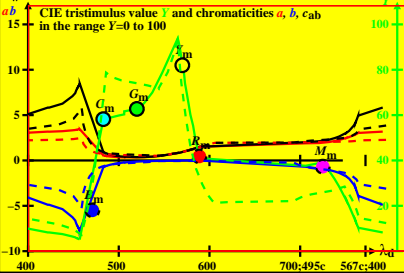


1-000030-L0

TE060-5A\_1

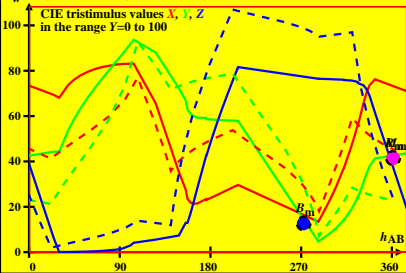
CIE data of *Ostwald* colours of maximum chromatic value  
 $Y_w=100$ ,  $Y_m=520\_770$ ,  $B_m=380\_520$ , and D65-*sRGB* data

*ab* CIE tristimulus value  $Y$  and chromaticities  $a$ ,  $b$ ,  $c_{ab}$   
 in the range  $Y=0$  to  $100$





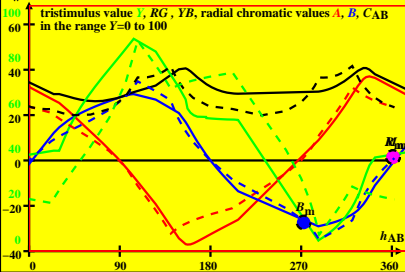
CIE data of *Ostwald* colours of maximum chromatic value  
 $Y_w=100$ ,  $Y_m=520\_770$ ,  $B_m=380\_520$ , and D50-*sRGB* data



1-000030-L0

TE060-5A\_1

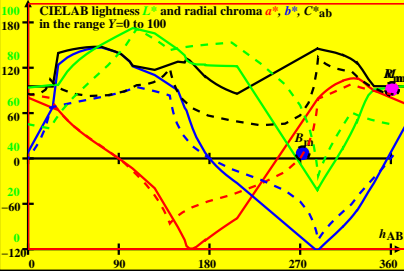
CIE data of *Ostwald* colours of maximum chromatic value  
 $Y_w=100$ ,  $Y_m=520\_770$ ,  $B_m=380\_520$ , and D50-*sRGB* data



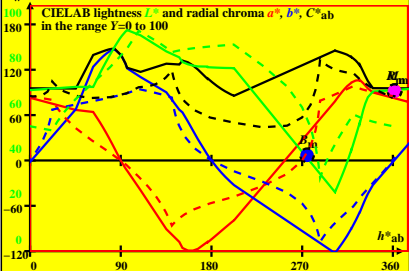
1-000030-L0

TE060-5A\_1

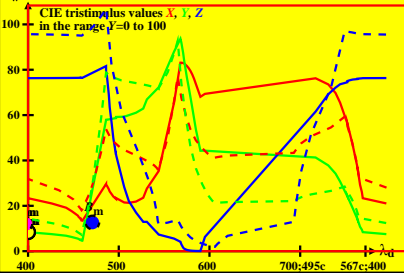
CIE data of *Ostwald* colours of maximum chromatic value  
 $Y_w=100$ ,  $Y_m=520\_770$ ,  $B_m=380\_520$ , and D50-*sRGB* data



CIE data of *Ostwald* colours of maximum chromatic value  
 $Y_w=100$ ,  $Y_m=520\_770$ ,  $B_m=380\_520$ , and D50-*sRGB* data



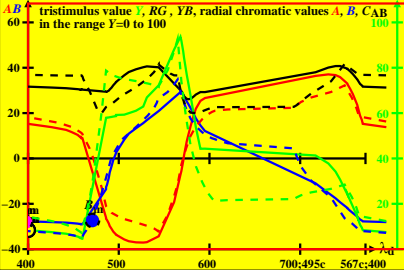
CIE data of *Ostwald* colours of maximum chromatic value  
 $Y_w=100$ ,  $Y_m=520\_770$ ,  $B_m=380\_520$ , and D50-*sRGB* data



1-000030-L0

TE060-5A\_1

CIE data of *Ostwald* colours of maximum chromatic value  
 $Y_w=100$ ,  $Y_m=520\_770$ ,  $B_m=380\_520$ , and D50-*sRGB* data

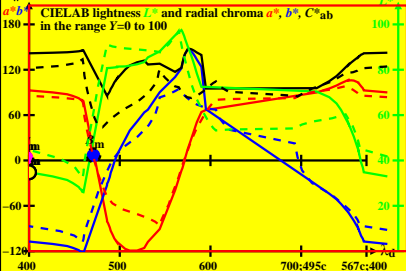


1-000030-L0

TE060-5A\_1

CIE data of *Ostwald* colours of maximum chromatic value  
 $Y_w=100$ ,  $Y_m=520\text{-}770$ ,  $B_m=380\text{-}520$ , and D50-*sRGB* data

$a^*b^*$  CIELAB lightness  $L^*$  and radial chroma  $a^*$ ,  $b^*$ ,  $C^*_{ab}$   
 in the range  $Y=0$  to  $100$

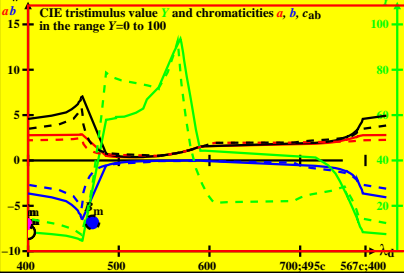


1-000030-L0

TE060-5A\_1

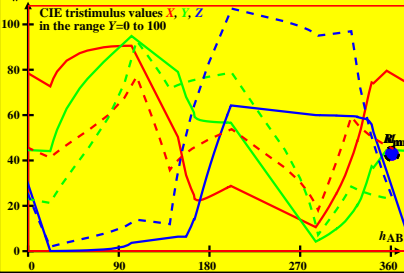
CIE data of *Ostwald* colours of maximum chromatic value  
 $Y_w=100$ ,  $Y_m=520\_770$ ,  $B_m=380\_520$ , and D50-*sRGB* data

$ab$  CIE tristimulus value  $Y$  and chromaticities  $a$ ,  $b$ ,  $c_{ab}$   
 in the range  $Y=0$  to  $100$





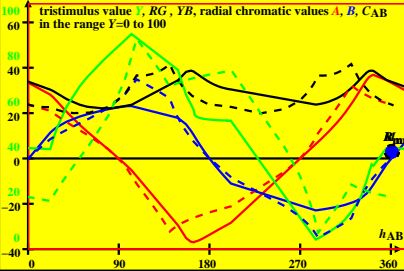
CIE data of *Ostwald* colours of maximum chromatic value  
 $Y_w=100$ ,  $Y_m=520\_770$ ,  $B_m=380\_520$ , and P40-*sRGB* data



1-000030-L0

TE060-5A\_1

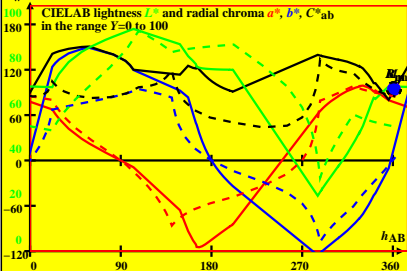
CIE data of *Ostwald* colours of maximum chromatic value  
 $Y_w=100$ ,  $Y_m=520\_770$ ,  $B_m=380\_520$ , and P40-*sRGB* data



1-000030-L0

TE060-5A\_1

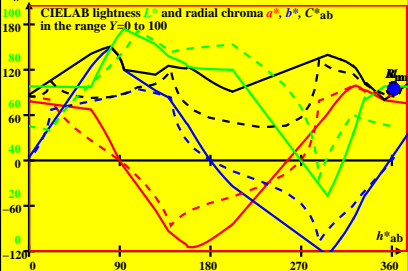
CIE data of *Ostwald* colours of maximum chromatic value  
 $Y_w=100$ ,  $Y_m=520\_770$ ,  $B_m=380\_520$ , and P40-*sRGB* data



1-000030-L0

TE060-5A\_1

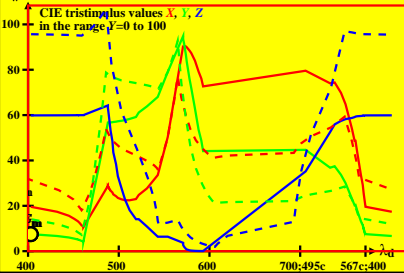
CIE data of *Ostwald* colours of maximum chromatic value  
 $Y_w=100$ ,  $Y_m=520\_770$ ,  $B_m=380\_520$ , and P40-*sRGB* data



1-000030-L0

TE060-5A\_1

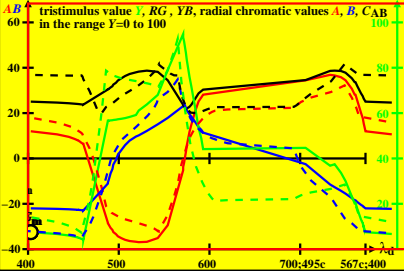
CIE data of *Ostwald* colours of maximum chromatic value  
 $Y_w=100$ ,  $Y_m=520\_770$ ,  $B_m=380\_520$ , and P40-*sRGB* data



1-000030-L0

TE060-5A\_1

CIE data of *Ostwald* colours of maximum chromatic value  
 $Y_w=100$ ,  $Y_m=520\_770$ ,  $B_m=380\_520$ , and P40-*sRGB* data

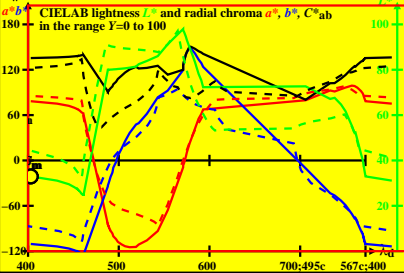


1-000030-L0

TE060-5A\_1

CIE data of *Ostwald* colours of maximum chromatic value  
 $Y_w=100$ ,  $Y_m=520\text{-}770$ ,  $B_m=380\text{-}520$ , and P40-*sRGB* data

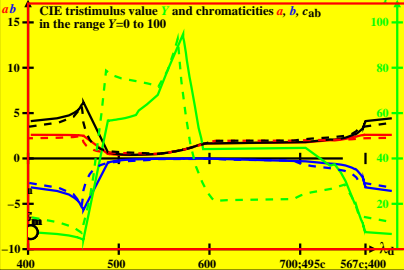
$a^*b^*$  CIELAB lightness  $L^*$  and radial chroma  $a^*$ ,  $b^*$ ,  $C^*_{ab}$   
 in the range  $Y=0$  to  $100$



1-000030-L0

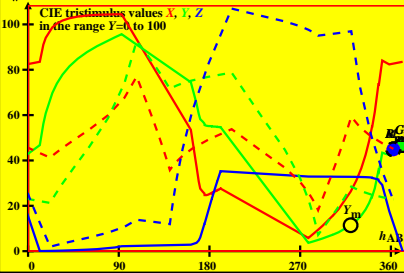
TE060-5A\_1

CIE data of *Ostwald* colours of maximum chromatic value  
 $Y_w=100$ ,  $Y_m=520\_770$ ,  $B_m=380\_520$ , and P40-*sRGB* data

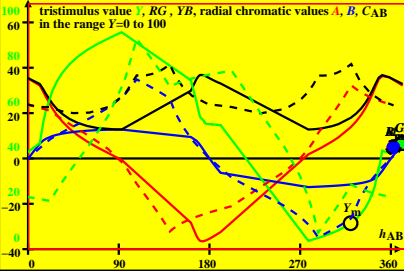




**CIE data of *Ostwald* colours of maximum chromatic value  
 $Y_w=100$ ,  $Y_m=520\text{-}770$ ,  $B_m=380\text{-}520$ , and A00-*sRGB* data**



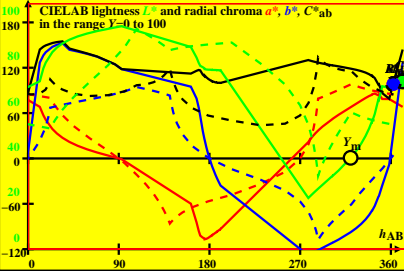
CIE data of *Ostwald* colours of maximum chromatic value  
 $Y_w=100$ ,  $Y_m=520\_770$ ,  $B_m=380\_520$ , and A00-*sRGB* data



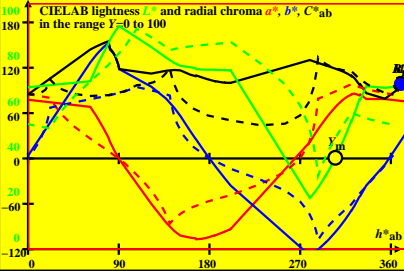
1-000030-L0

TE060-5A\_1

CIE data of *Ostwald* colours of maximum chromatic value  
 $Y_w=100$ ,  $Y_m=520\_770$ ,  $B_m=380\_520$ , and A00-*sRGB* data



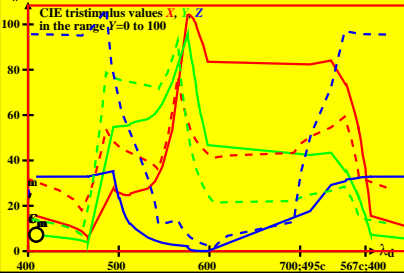
CIE data of *Ostwald* colours of maximum chromatic value  
 $Y_w=100$ ,  $Y_m=520\_770$ ,  $B_m=380\_520$ , and A00-*sRGB* data



1-000030-L0

TE060-5A\_1

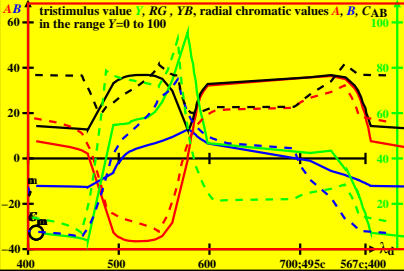
CIE data of *Ostwald* colours of maximum chromatic value  
 $Y_w=100$ ,  $Y_m=520\_770$ ,  $B_m=380\_520$ , and A00-*sRGB* data



1-000030-L0

TE060-5A\_1

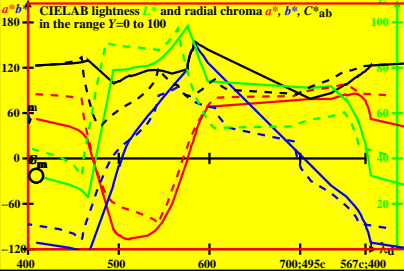
CIE data of *Ostwald* colours of maximum chromatic value  
 $Y_w=100$ ,  $Y_m=520\_770$ ,  $B_m=380\_520$ , and A00-*sRGB* data



1-000030-L0

TE060-5A\_1

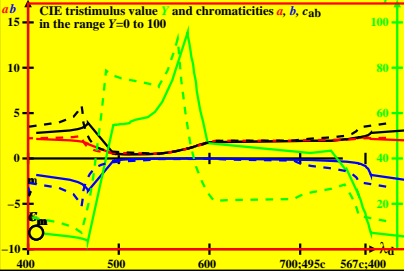
CIE data of *Ostwald* colours of maximum chromatic value  
 $Y_w=100$ ,  $Y_m=520\text{-}770$ ,  $B_m=380\text{-}520$ , and A00-*sRGB* data



1-000030-L0

TE060-5A\_1

CIE data of *Ostwald* colours of maximum chromatic value  
 $Y_w=100$ ,  $Y_m=520\_770$ ,  $B_m=380\_520$ , and A00-*sRGB* data

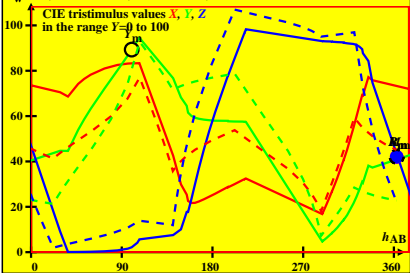


1-000030-L0

TE060-5A\_1



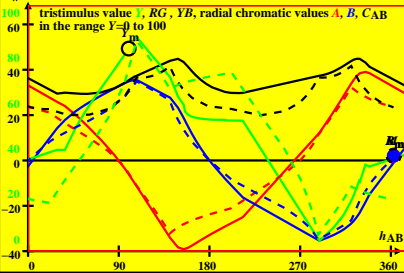
CIE data of *Ostwald* colours of maximum chromatic value  
 $Y_w=100$ ,  $Y_m=520\_770$ ,  $B_m=380\_520$ , and E00-*sRGB* data



1-000030-L0

TE060-5A\_1

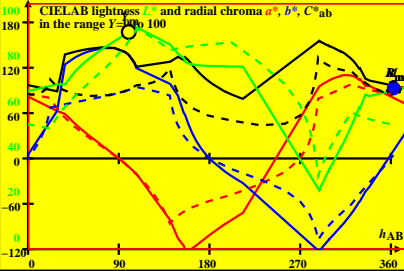
CIE data of *Ostwald* colours of maximum chromatic value  
 $Y_w=100$ ,  $Y_m=520\_770$ ,  $B_m=380\_520$ , and E00-*sRGB* data



1-000030-L0

TE060-5A\_1

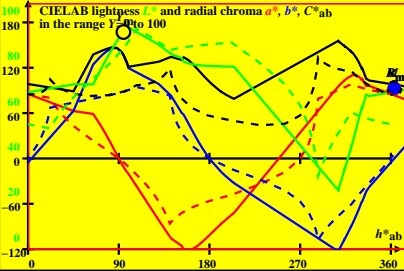
**CIE data of *Ostwald* colours of maximum chromatic value**  
 $Y_w=100$ ,  $Y_m=520\_770$ ,  $B_m=380\_520$ , and *E00-sRGB* data



1-000030-L0

TE060-5A\_1

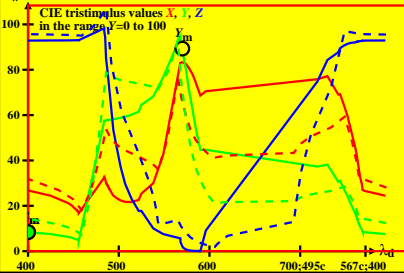
CIE data of *Ostwald* colours of maximum chromatic value  
 $Y_w=100$ ,  $Y_m=520\_770$ ,  $B_m=380\_520$ , and E00-*sRGB* data



1-000030-L0

TE060-5A\_1

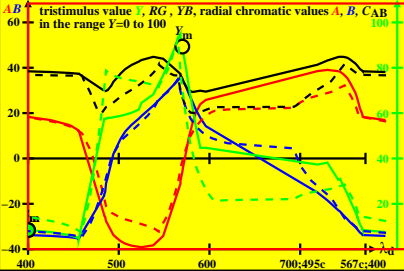
CIE data of *Ostwald* colours of maximum chromatic value  
 $Y_w=100$ ,  $Y_m=520\text{-}770$ ,  $B_m=380\text{-}520$ , and E00-*sRGB* data



1-000030-L0

TE060-5A\_1

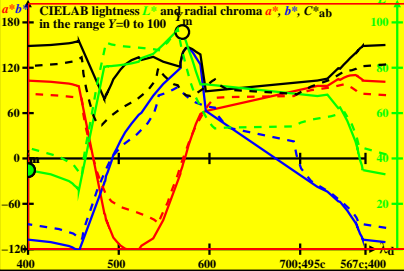
CIE data of *Ostwald* colours of maximum chromatic value  
 $Y_w=100$ ,  $Y_m=520\_770$ ,  $B_m=380\_520$ , and E00-*sRGB* data



1-000030-L0

TE060-5A\_1

CIE data of *Ostwald* colours of maximum chromatic value  
 $Y_w=100$ ,  $Y_m=520\text{-}770$ ,  $B_m=380\text{-}520$ , and E00-*sRGB* data

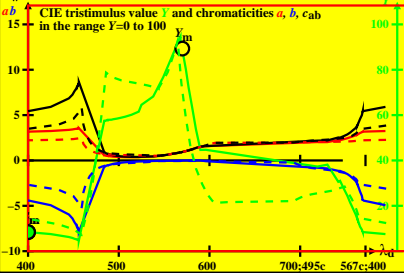


1-000030-L0

TE060-5A\_1

CIE data of *Ostwald* colours of maximum chromatic value  
 $Y_w=100$ ,  $Y_m=520\_770$ ,  $B_m=380\_520$ , and E00-*sRGB* data

*ab* CIE tristimulus value  $Y$  and chromaticities  $a$ ,  $b$ ,  $c_{ab}$   
 in the range  $Y=0$  to  $100$

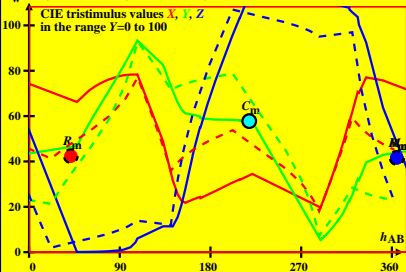


1-000030-L0

TE060-5A\_1



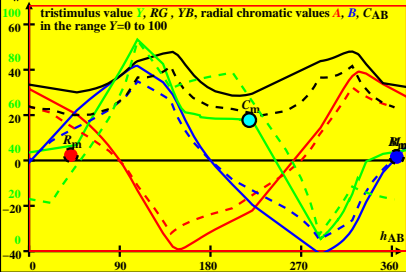
CIE data of *Ostwald* colours of maximum chromatic value  
 $Y_w=100$ ,  $Y_m=520\_770$ ,  $B_m=380\_520$ , and C00-*sRGB* data



1-000030-L0

TE060-5A\_1

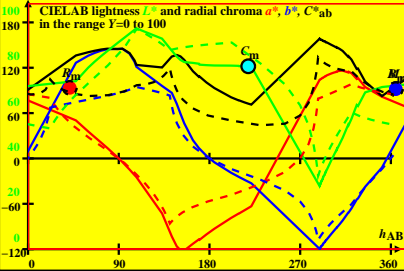
CIE data of *Ostwald* colours of maximum chromatic value  
 $Y_w=100$ ,  $Y_m=520\_770$ ,  $B_m=380\_520$ , and C00-*sRGB* data



1-000030-L0

TE060-5A\_1

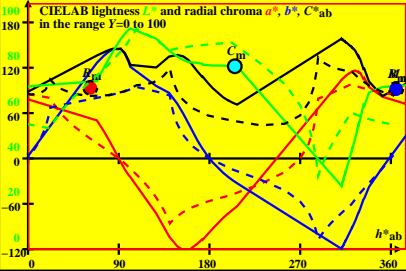
CIE data of *Ostwald* colours of maximum chromatic value  
 $Y_w=100$ ,  $Y_m=520\_770$ ,  $B_m=380\_520$ , and C00-*sRGB* data



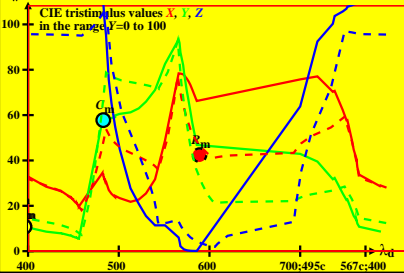
1-000030-L0

TE060-5A\_1

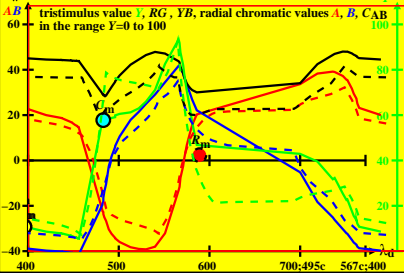
CIE data of *Ostwald* colours of maximum chromatic value  
 $Y_w=100$ ,  $Y_m=520\_770$ ,  $B_m=380\_520$ , and C00-*sRGB* data



CIE data of *Ostwald* colours of maximum chromatic value  
 $Y_w=100$ ,  $Y_m=520\_770$ ,  $B_m=380\_520$ , and C00-*sRGB* data



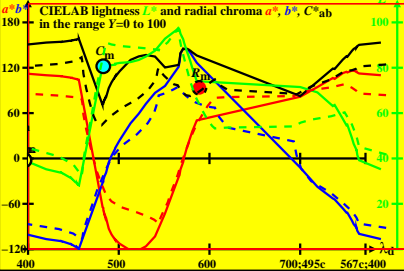
CIE data of *Ostwald* colours of maximum chromatic value  
 $Y_w=100$ ,  $Y_m=520\_770$ ,  $B_m=380\_520$ , and C00-*sRGB* data



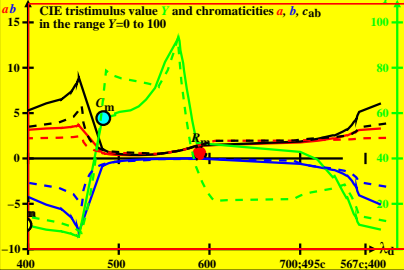
1-000030-L0

TE060-5A\_1

CIE data of *Ostwald* colours of maximum chromatic value  
 $Y_w=100$ ,  $Y_m=520\_770$ ,  $B_m=380\_520$ , and C00-*sRGB* data

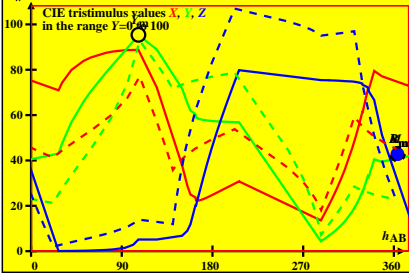


CIE data of *Ostwald* colours of maximum chromatic value  
 $Y_w=100$ ,  $Y_m=520\_770$ ,  $B_m=380\_520$ , and C00-*sRGB* data





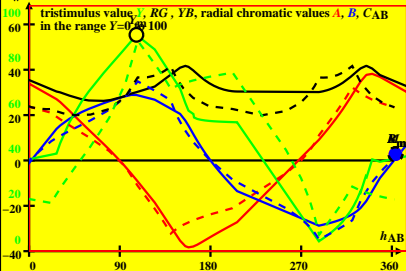
CIE data of *Ostwald* colours of maximum chromatic value  
 $Y_w=100$ ,  $Y_m=520\_770$ ,  $B_m=380\_520$ , and P00-*sRGB* data



1-000030-L0

TE060-5A\_1

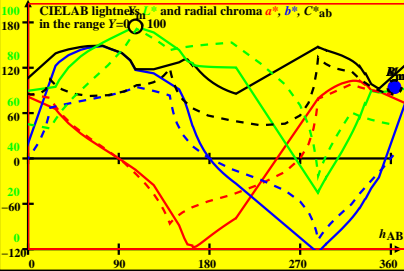
CIE data of *Ostwald* colours of maximum chromatic value  
 $Y_w=100$ ,  $Y_m=520\_770$ ,  $B_m=380\_520$ , and P00-*sRGB* data



1-000030-L0

TE060-5A\_1

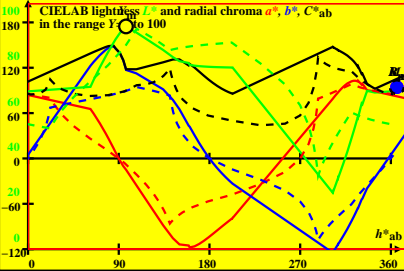
CIE data of *Ostwald* colours of maximum chromatic value  
 $Y_w=100$ ,  $Y_m=520\text{--}770$ ,  $B_m=380\text{--}520$ , and P00-*sRGB* data



1-000030-L0

TE060-5A\_1

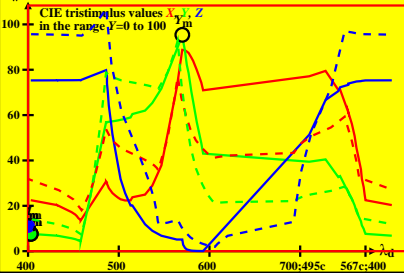
CIE data of *Ostwald* colours of maximum chromatic value  
 $Y_w=100$ ,  $Y_m=520\_770$ ,  $B_m=380\_520$ , and P00-*sRGB* data



1-000030-L0

TE060-5A\_1

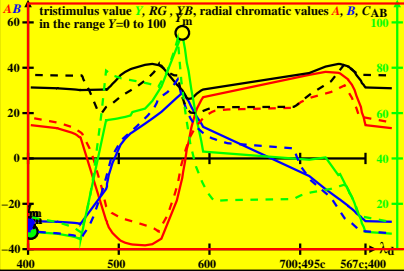
CIE data of *Ostwald* colours of maximum chromatic value  
 $Y_w=100$ ,  $Y_m=520\_770$ ,  $B_m=380\_520$ , and P00-*sRGB* data



1-000030-L0

TE060-5A\_1

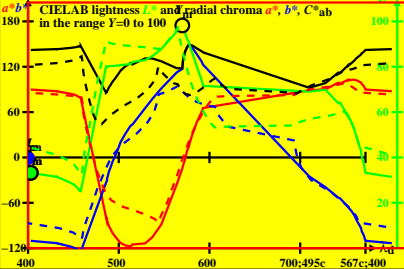
CIE data of *Ostwald* colours of maximum chromatic value  
 $Y_w=100$ ,  $Y_m=520\_770$ ,  $B_m=380\_520$ , and P00-*sRGB* data



1-000030-L0

TE060-5A\_1

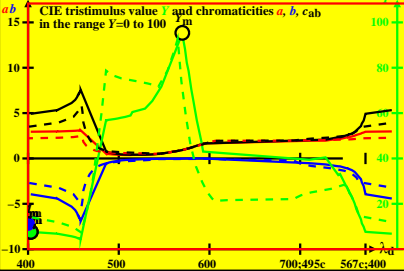
CIE data of *Ostwald* colours of maximum chromatic value  
 $Y_w=100$ ,  $Y_m=520\text{-}770$ ,  $B_m=380\text{-}520$ , and P00-*sRGB* data



1-000030-L0

TE060-5A\_1

CIE data of *Ostwald* colours of maximum chromatic value  
 $Y_w=100$ ,  $Y_m=520\_770$ ,  $B_m=380\_520$ , and P00-*sRGB* data

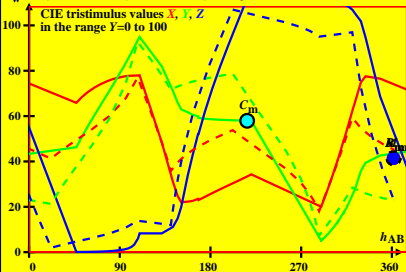


1-000030-L0

TE060-5A\_1



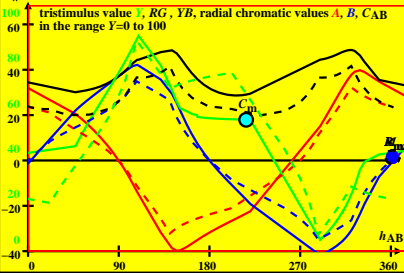
CIE data of *Ostwald* colours of maximum chromatic value  
 $Y_w=100$ ,  $Y_m=520\_770$ ,  $B_m=380\_520$ , and Q00-*sRGB* data



1-000030-L0

TE060-5A\_1

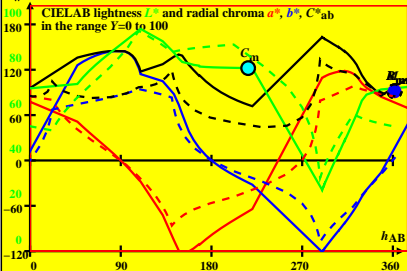
**CIE data of *Ostwald* colours of maximum chromatic value**  
 $Y_w=100$ ,  $Y_m=520\_770$ ,  $B_m=380\_520$ , and  $Q00-sRGB$  data



1-000030-L0

TE060-5A\_1

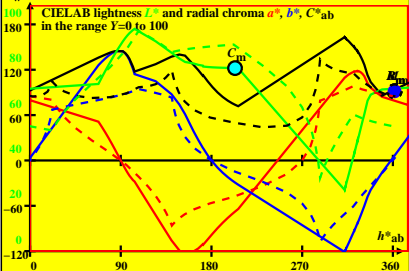
CIE data of *Ostwald* colours of maximum chromatic value  
 $Y_w=100$ ,  $Y_m=520\text{--}770$ ,  $B_m=380\text{--}520$ , and Q00-*sRGB* data



1-000030-L0

TE060-5A\_1

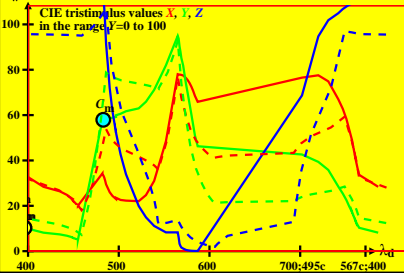
CIE data of *Ostwald* colours of maximum chromatic value  
 $Y_w=100$ ,  $Y_m=520\_770$ ,  $B_m=380\_520$ , and Q00-*sRGB* data



1-000030-L0

TE060-5A\_1

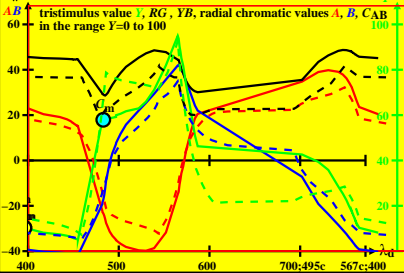
CIE data of *Ostwald* colours of maximum chromatic value  
 $Y_w=100$ ,  $Y_m=520\_770$ ,  $B_m=380\_520$ , and Q00-*sRGB* data



1-000030-L0

TE060-5A\_1

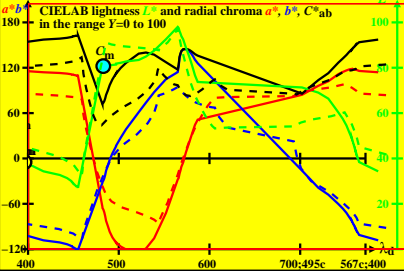
CIE data of *Ostwald* colours of maximum chromatic value  
 $Y_w=100$ ,  $Y_m=520\_770$ ,  $B_m=380\_520$ , and Q00-*sRGB* data



1-000030-L0

TE060-5A\_1

CIE data of *Ostwald* colours of maximum chromatic value  
 $Y_w=100$ ,  $Y_m=520\_770$ ,  $B_m=380\_520$ , and Q00-*sRGB* data



1-000030-L0

TE060-5A\_1

CIE data of *Ostwald* colours of maximum chromatic value  
 $Y_w=100$ ,  $Y_m=520\_770$ ,  $B_m=380\_520$ , and Q00-*sRGB* data

