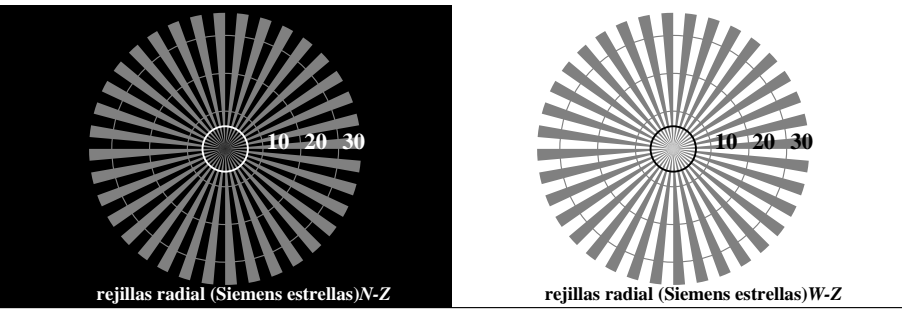



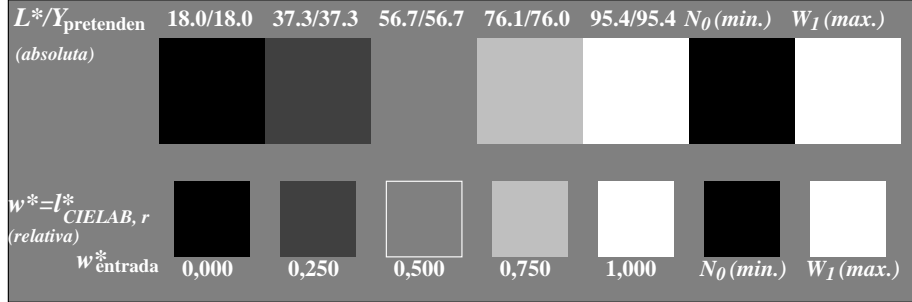
vea archivos semejantes: <http://130.149.60.45/~farbmetrik/RS98/RS98L0FA.TXT> / .PS  
información técnica: <http://www.ps.bam.de> o <http://130.149.60.45/~farbmetrik>

TUB matrícula: 20150901-RS98/RS98L0FA.TXT /.PS  
aplicación para la medida salida en la impresión offset

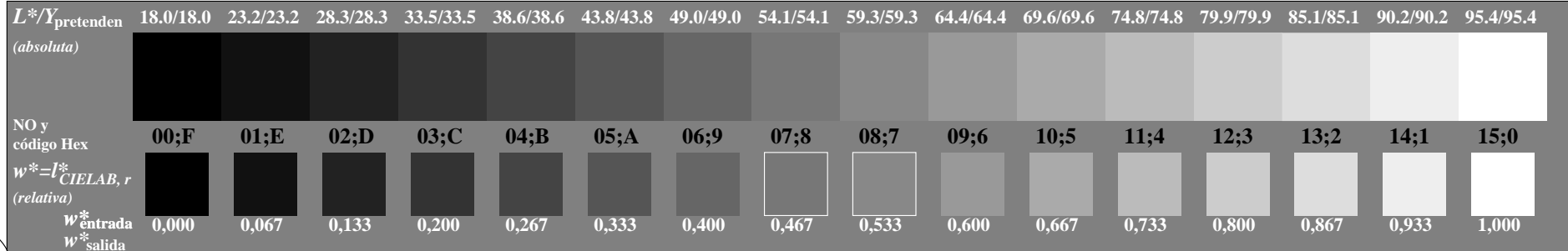
TUB material: code=rh4tra




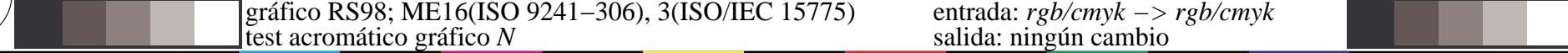
RS980-3, Fig. A1W-: Elemento A: rejillas radial N-W, W-N, N-Z y W-Z; PS operator: w\* setgray



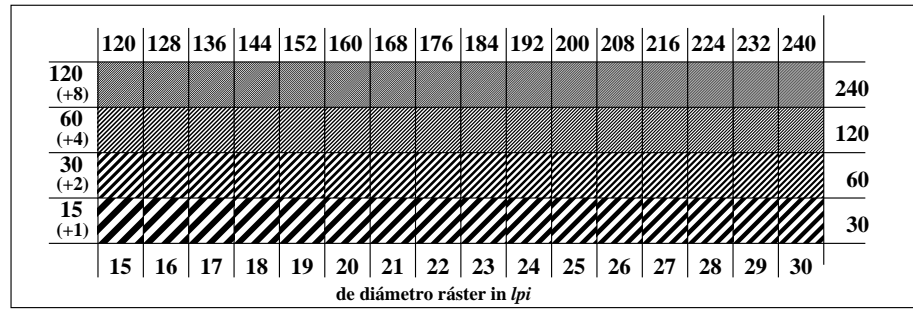
RS980-5, Fig. A2W-: Elemento B: 5 equidistante L\*pasos de gris + N0 + W1; PS operator: w\* setgray



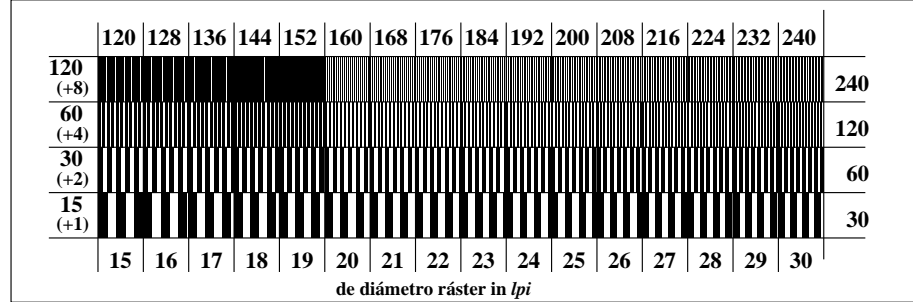
RS980-7, Fig. A3W-: Elemento C: 16 equidistante L\*pasos de gris; PS operator: w\* setgray



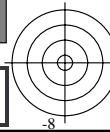
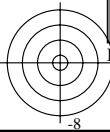
RS981-1, Fig. A4W-: Elemento D: anillos de Landolt W-N; PS operator: w\* setgray



RS981-3, Fig. A5W-: Elemento E: Trama línea menores de 45° (o 135°) grados; PS operator: w\* setgray

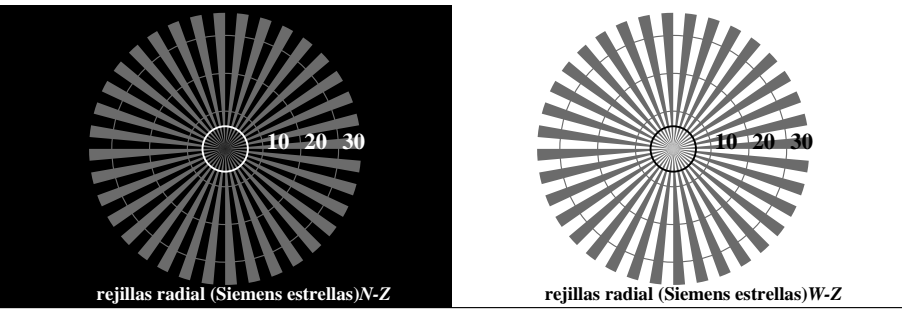



RS981-5, Fig. A6W-: Elemento F: Trama línea menores de 90° (o 0°) grados; PS operator: w\* setgray

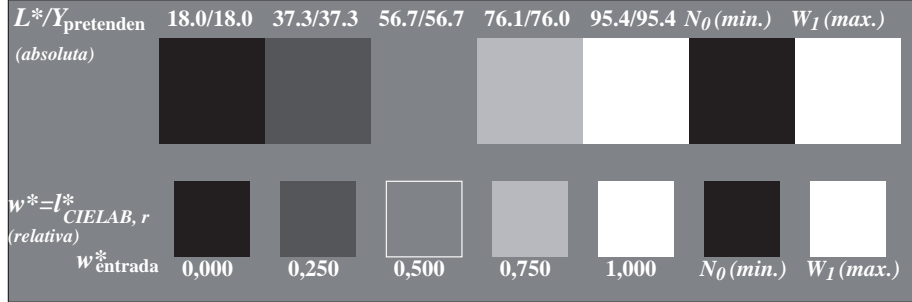


vea archivos semejantes: <http://130.149.60.45/~farbmetrik/RS98/RS98L0FA.TXT> / .PS  
información técnica: <http://www.ps.bam.de> o <http://130.149.60.45/~farbmetrik>

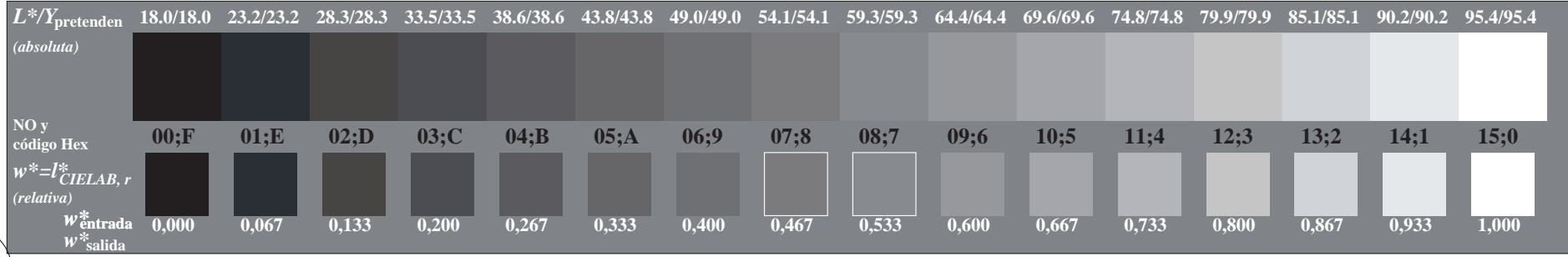
TUB matrícula: 20150901-RS98/RS98L0FA.TXT /.PS  
aplicación para la medida salida en la impresión offset, separación cmykn6\* (CMYK)  
TUB material: code=rh4tra



RS980-3, Fig. A1Wdd: Elemento A: rejillas radial N-W, W-N, N-Z y W-Z; PS operator: w\* setgray




RS980-5, Fig. A2Wdd: Elemento B: 5 equidistante L\*pasos de gris + N0 + W1; PS operator: w\* setgray

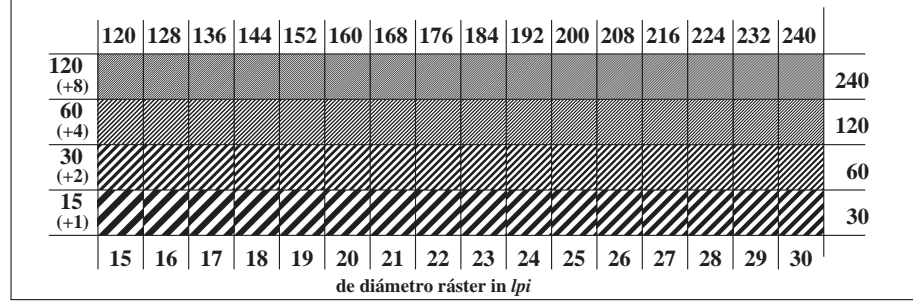


RS980-7, Fig. A3Wdd: Elemento C: 16 equidistante L\*pasos de gris; PS operator: w\* setgray

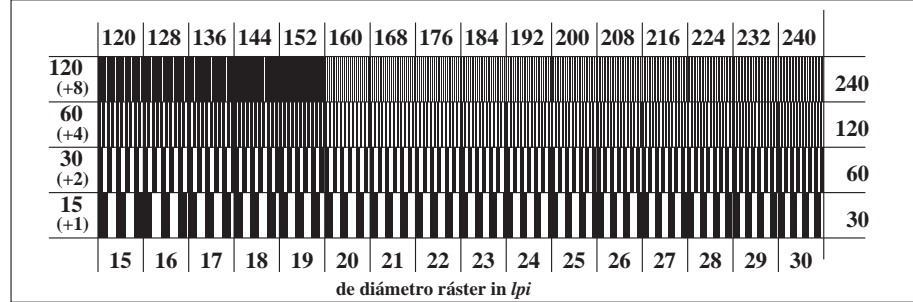
gráfico RS98; ME16(ISO 9241-306), 3(ISO/IEC 15775)  
test acromático gráfico N, 3D=1, de=0, cmyk\*



RS981-1, Fig. A4Wdd: Elemento D: anillos de Landolt W-N; PS operator: w\* setgray

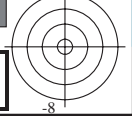
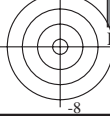


RS981-3, Fig. A5Wdd: Elemento E: Trama línea menores de 45° (o 135°) grados; PS operator: w\* setgray



RS981-5, Fig. A6Wdd: Elemento F: Trama línea menores de 90° (o 0°) grados; PS operator: w\* setgray

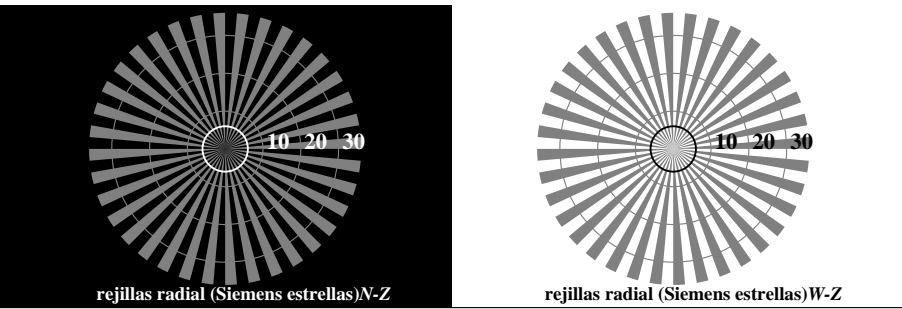

entrada: rgb/cmyk -> rgb<sub>dd</sub>  
salida: 3D-linealización a cmyk\*<sub>dd</sub>



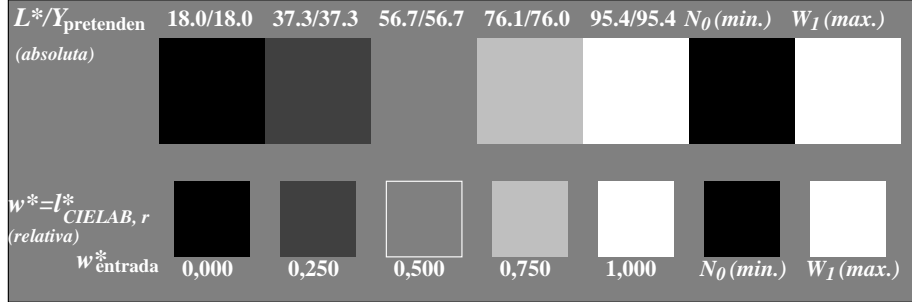
vea archivos semejantes: <http://130.149.60.45/~farbmetrik/RS98/RS98L0FA.TXT> / .PS  
información técnica: <http://www.ps.bam.de> o <http://130.149.60.45/~farbmetrik>

TUB matrícula: 20150901-RS98/RS98L0FA.TXT /.PS  
aplicación para la medida salida en la impresión offset

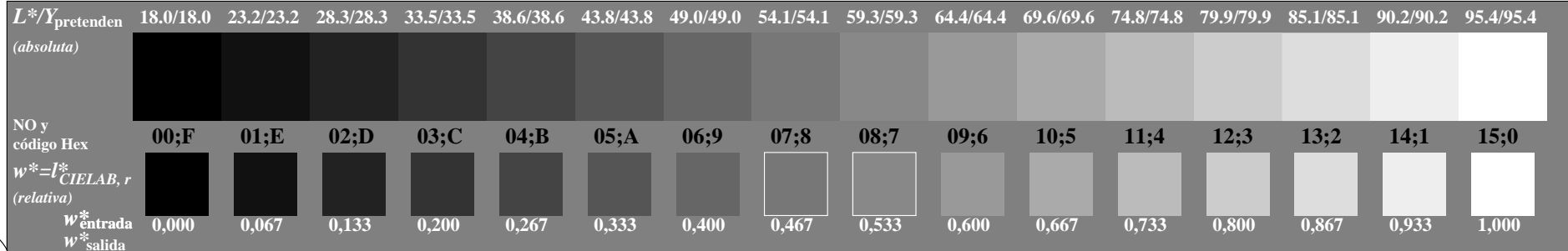
TUB material: code=rh4tra




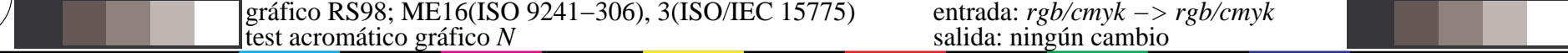
RS980-3, Fig. A1W-: Elemento A: rejillas radial N-W, W-N, N-Z y W-Z; PS operator: w\* setgray



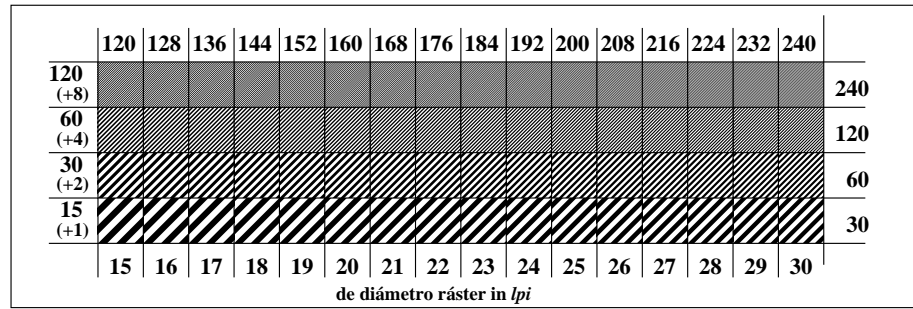
RS980-5, Fig. A2W-: Elemento B: 5 equidistante L\*pasos de gris + N0 + W1; PS operator: w\* setgray



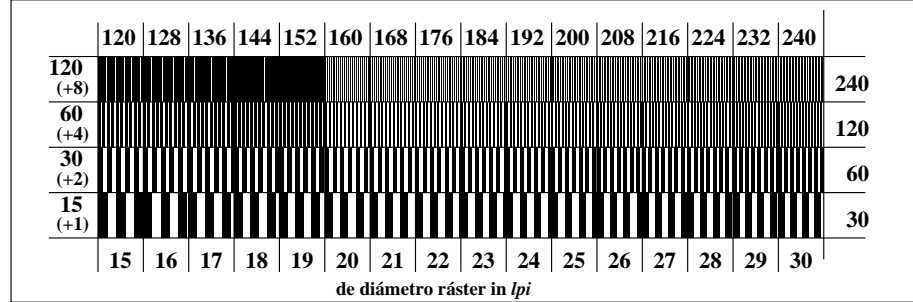
RS980-7, Fig. A3W-: Elemento C: 16 equidistante L\*pasos de gris; PS operator: w\* setgray



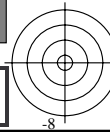
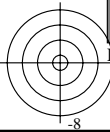
RS981-1, Fig. A4W-: Elemento D: anillos de Landolt W-N; PS operator: w\* setgray



RS981-3, Fig. A5W-: Elemento E: Trama línea menores de 45° (o 135°) grados; PS operator: w\* setgray

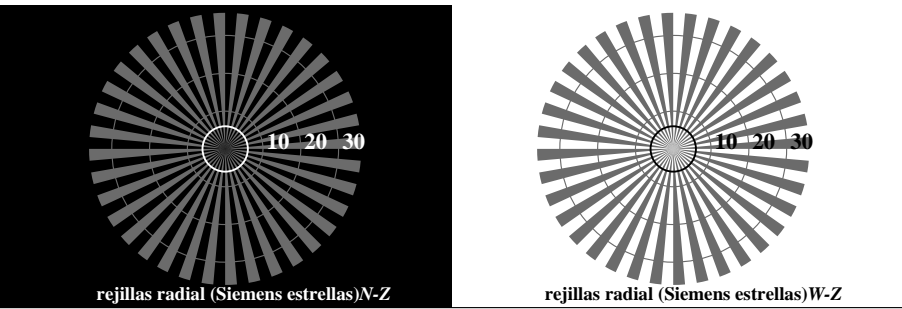



RS981-5, Fig. A6W-: Elemento F: Trama línea menores de 90° (o 0°) grados; PS operator: w\* setgray

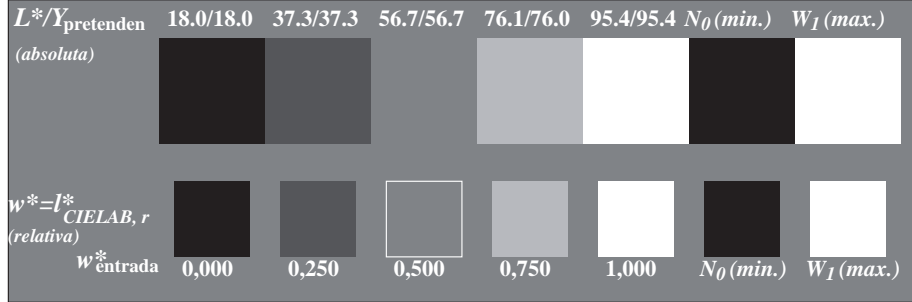


vea archivos semejantes: <http://130.149.60.45/~farbmetrik/RS98/RS98L0FA.TXT> / .PS  
información técnica: <http://www.ps.bam.de> o <http://130.149.60.45/~farbmetrik>

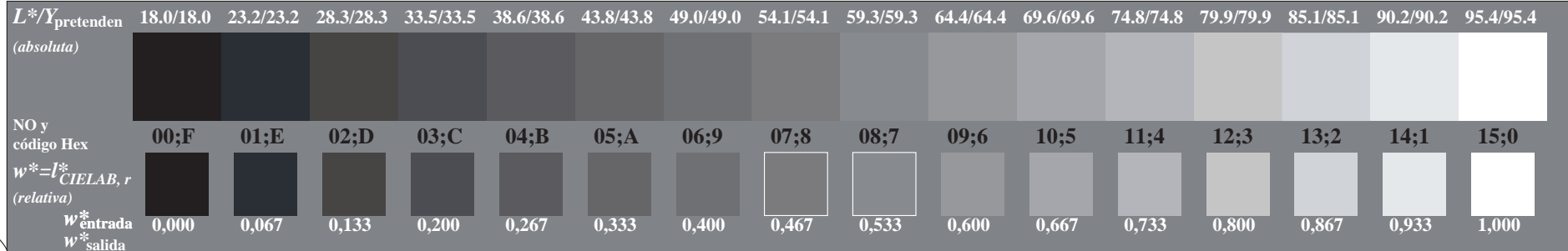
TUB matrícula: 20150901-RS98/RS98L0FA.TXT /.PS  
aplicación para la medida salida en la impresión offset, separación cmykn6\* (CMYK)



RS980-3, Fig. A1Wde: Elemento A: rejillas radial N-W, W-N, N-Z y W-Z; PS operator: w\* setgray




RS980-5, Fig. A2Wde: Elemento B: 5 equidistante L\*pasos de gris + N0 + W1; PS operator: w\* setgray

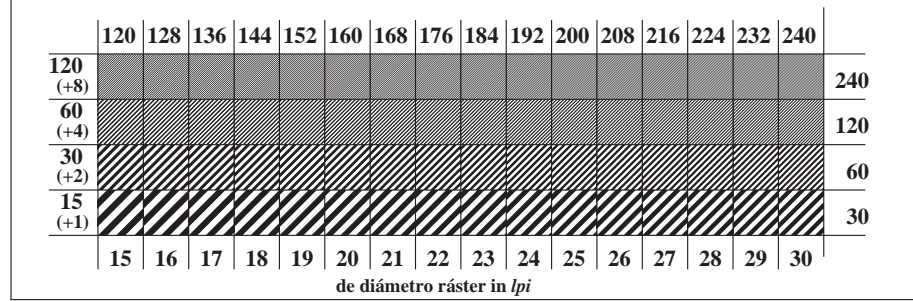


RS980-7, Fig. A3Wde: Elemento C: 16 equidistante L\*pasos de gris; PS operator: w\* setgray

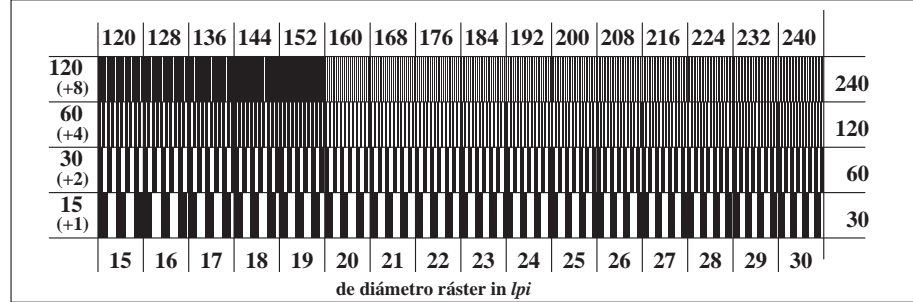
gráfico RS98; ME16(ISO 9241-306), 3(ISO/IEC 15775)  
test acromático gráfico N, 3D=1, de=1, cmyk\*



RS981-1, Fig. A4Wde: Elemento D: anillos de Landolt W-N; PS operator: w\* setgray



RS981-3, Fig. A5Wde: Elemento E: Trama línea menores de 45° (o 135°) grados; PS operator: w\* setgray



RS981-5, Fig. A6Wde: Elemento F: Trama línea menores de 90° (o 0°) grados; PS operator: w\* setgray

entrada: rgb/cmyk -> rgb<sub>de</sub>  
salida: 3D-linealización a cmyk\*<sub>de</sub>

