

Entrada i salida: Laser Reflective System LRS18a

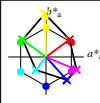
Datos del dispositivo (d) o elemental (e) color:

HIC*
 código de tono para los colores
 esta página:

H*_e = R00Y_ R25Y_ ... B75R_

ORS20a; datos adaptados CIELAB (a)

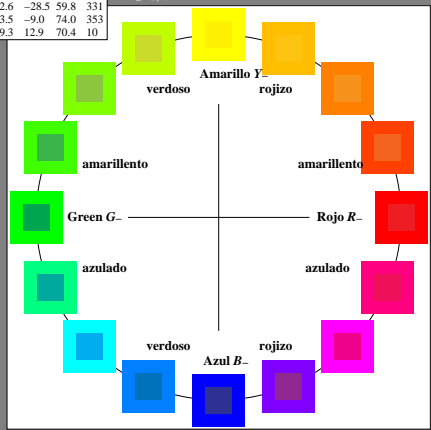
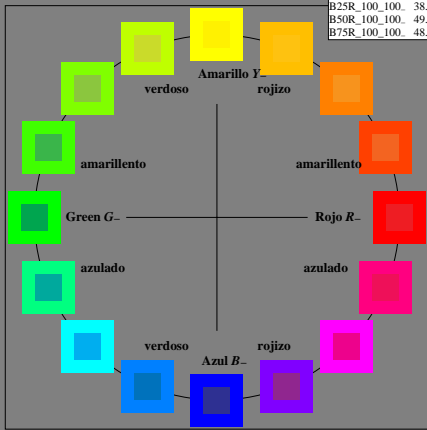
H* _e	L* _a	a* _a	b* _a	C* _{aba}	h* _{aba}
R00Y_100_100_	48.4	66.1	40.2	77.3	31
R25Y_100_100_	56.8	48.0	50.5	69.6	46
R50Y_100_100_	68.6	25.0	63.9	68.6	68
R75Y_100_100_	80.6	4.8	77.2	77.3	86
Y00G_100_100_	90.2	-9.6	88.2	88.7	96
Y25G_100_100_	83.2	-18.4	79.9	81.9	102
Y50G_100_100_	73.3	-31.7	62.7	70.2	116
Y75G_100_100_	62.0	-49.7	43.2	65.8	139
G00B_100_100_	55.8	-65.2	33.8	73.4	152
G25B_100_100_	59.3	-50.3	-9.0	51.0	190
G50B_100_100_	63.0	-30.5	-42.0	51.9	234
G75B_100_100_	45.7	-5.7	-44.6	44.9	262
B00R_100_100_	27.5	25.9	-47.3	53.9	298
B25R_100_100_	38.3	52.6	-28.5	59.8	331
B50R_100_100_	49.5	73.5	-9.0	74.0	353
B75R_100_100_	48.9	69.3	12.9	70.4	10



%Gama
 u*_{rel} = 114
 %Regularidad
 g*_{H,rel} = 28
 g*_{C,rel} = 38

LRS18a; datos adaptados CIELAB (a)

name	L* _a	a* _a	b* _a	C* _{aba}	h* _{aba}
R_ Ma	32.5	62.3	46.4	77.7	36
Y_ Ma	82.7	-3.1	113.9	114.0	91
G_ Ma	39.4	-61.8	45.8	76.9	143
C_ Ma	47.8	-26.8	-34.2	43.4	231
B_ Ma	10.1	55.1	-61.0	82.2	312
M_ Ma	34.5	80.6	-33.9	87.5	337
N_ Ma	6.2	0.0	0.0	0.0	0
W_ Ma	91.9	0.0	0.0	0.0	0
R_ CIE	39.9	58.7	27.9	65.0	25
Y_ CIE	81.2	-2.8	113.1	71.6	92
G_ CIE	52.2	-42.4	13.6	44.5	162
B_ CIE	30.5	1.4	-46.4	46.4	271



vea archivos semejantes: <http://130.149.60.45/~farbmetrik/RS87/RS87LONI.TXT>
 información técnica: <http://www.ps.bande.com> o <http://130.149.60.45/~farbmetrik>

TUB matricula: 20150701-RS87/RS87LONI.TXT /PS
 aplicación para la medida salida de impresora laser

TUB material: code=rhata

RS870-7N RGB 2-003030-L0

gráfico TUB-RS87; círculo de tono, 16 pasos, cf=1
 gráfico según a DIN 33872

entrada: rgb/cmyk -> rgb/cmyk
 salida: ningún cambio